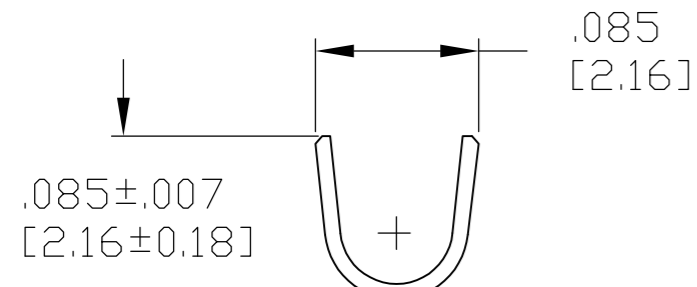
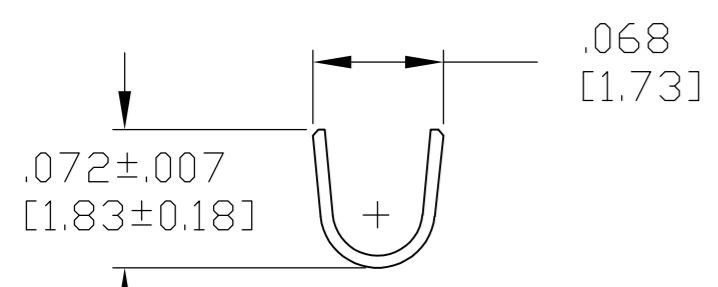


THIS DRAWING IS UNPUBLISHED. RELEASED FOR PUBLICATION - N/A .
 © COPYRIGHT N/A By - ALL RIGHTS RESERVED.

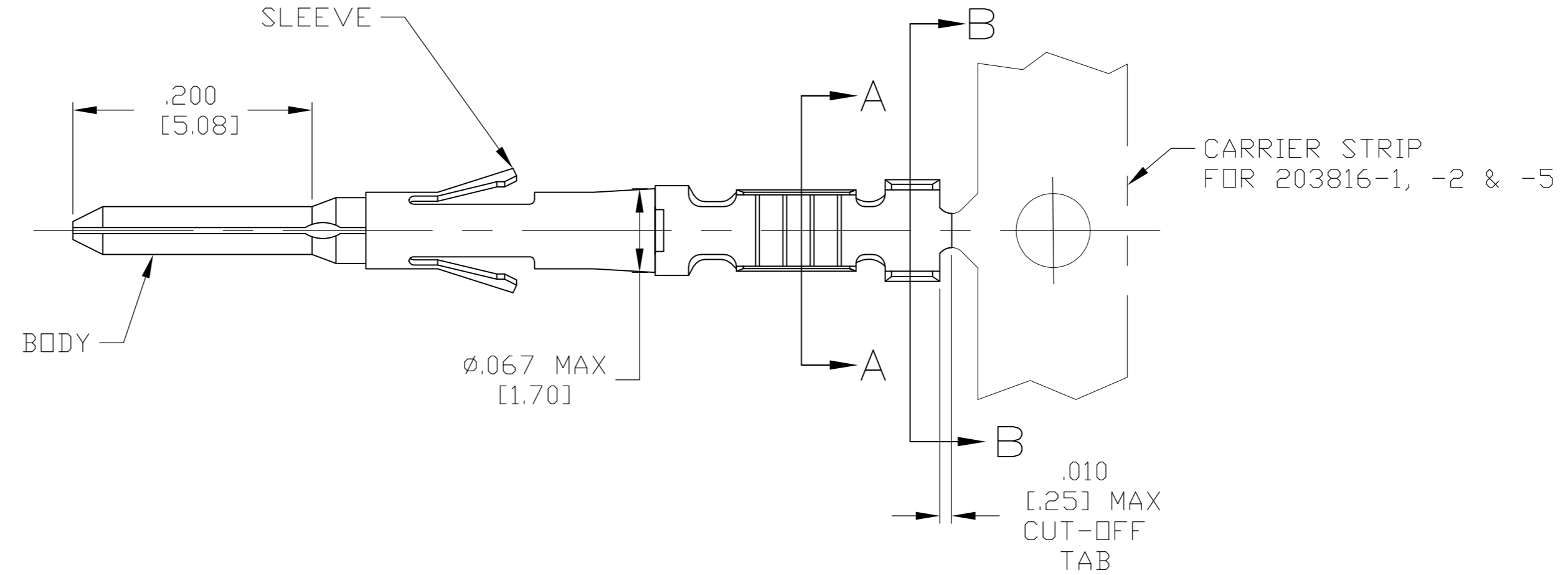
LOC	DIST	REVISIONS					
DF	A5	P	LTR	DESCRIPTION	DATE	DWN	APVD
		Y		REV PER ECO-11-011391	13JUL11	PY	DM



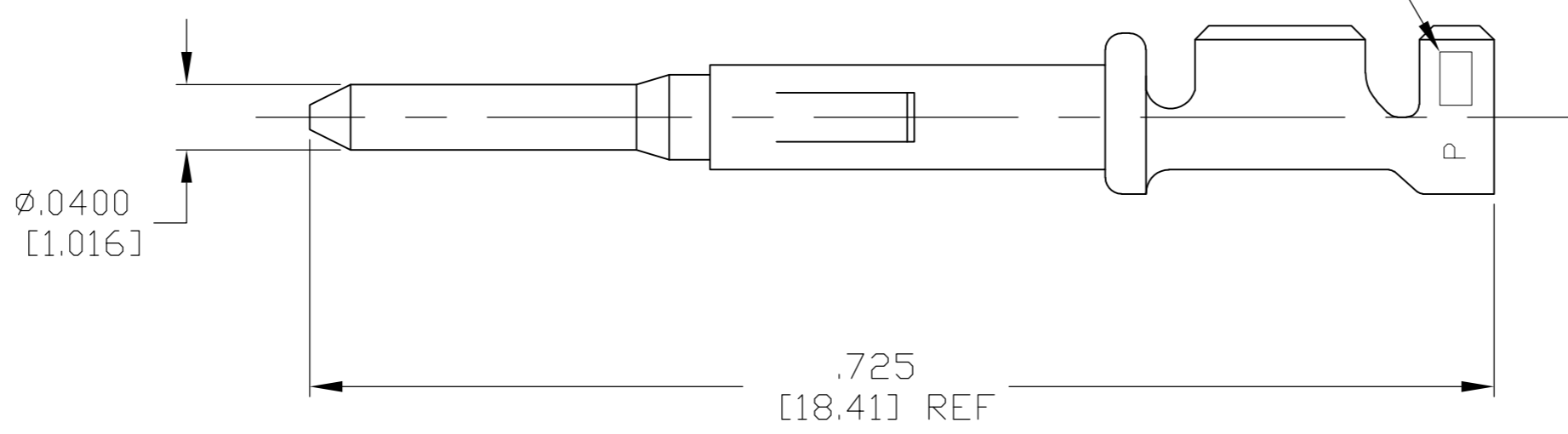
SECTION B-B
INSULATION BARREL



SECTION A-A
WIRE BARREL



INDICATES WIRE RANGE OF 20, 22 AND 24



- 1 MATERIAL: BODY: BRASS PER ASTM-B-19
SLEEVE: STAINLESS STEEL PER ASTM-A-240.
- 2 FINISH: .000030 MIN THK GOLD PER ASTM-B-488
OVER .000050 MIN THK NICKEL PER AMS-QQ-N-290.
- 3 FINISH: SELECTIVE .000030 MIN THK GOLD PER ASTM-B-488
OVER .000050 MIN THK NICKEL PER AMS-QQ-N-290.
- 4 FINISH: .000150 MIN TIN OVER NICKEL FLASH.
CAUTION: USE OF TIN PLATED TERMINALS IN CERTAIN ENVIRONMENT MAY CAUSE NON-COMFORMANCE TO TYCO PRODUCT SPECIFICATION 108-10015.
- 5. WIRE RANGE: 20, 22 & 24 AWG
INSULATION RANGE: .062 MAX.
HAND CRIMPING TOOL: TYCO P/N 90260-1
EXTRACTION TOOL: TYCO P/N 91038-3
INSERTION TOOL: TYCO P/N 91042-1
- 6. PART NUMBERS 203816-7 THRU 1-203816-6 ARE OBSOLETE.

	LOOSE PIECE	4	1	203816-6
	ON STRIP	4	1	203816-5
	LOOSE PIECE	3	1	203816-4
OBsolete	LOOSE PIECE	2	1	203816-3
	ON STRIP	3	1	203816-2
OBsolete	ON STRIP	2	1	203816-1
	REMARKS	FINISH	MATERIAL	PART NO.

THIS DRAWING IS A CONTROLLED DOCUMENT.		DWN	C.C.THOMAS	3-29-05	TE TE Connectivity
DIMENSIONS: INCHES		CHK	D.MILLER	3-29-05	
TOLERANCES UNLESS OTHERWISE SPECIFIED:		APVD	D.MILLER	3-29-05	
0 PLC ± - 1 PLC ± - 2 PLC ± - 3 PLC ± .005 [0.13] 4 PLC ± .0015 [0.038] ANGLES ± -		PRODUCT SPEC	NAME		
MATERIAL SEE TABLE		FINISH	SEE TABLE		SIZE
SEE TABLE		SEE TABLE		WEIGHT	A2 00779
		CUSTOMER DRAWING		SCALE	10:1
				SHEET	1 of 1
				REV	Y

单击下面可查看定价，库存，交付和生命周期等信息

[>>TE Connectivity\(泰科\)](#)