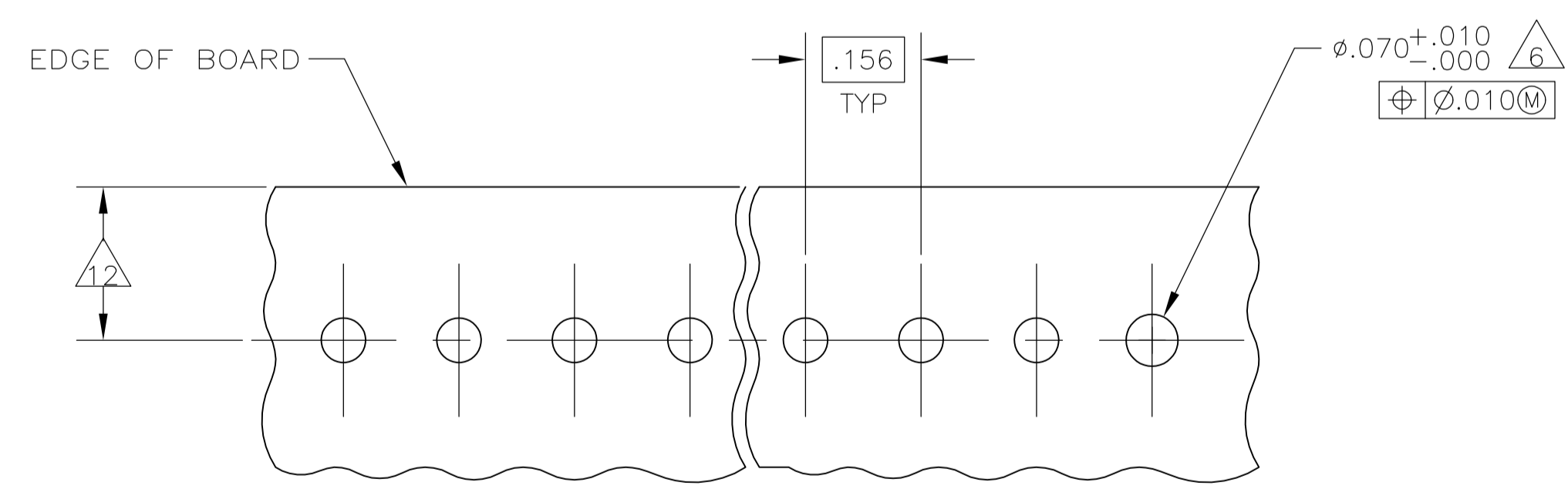
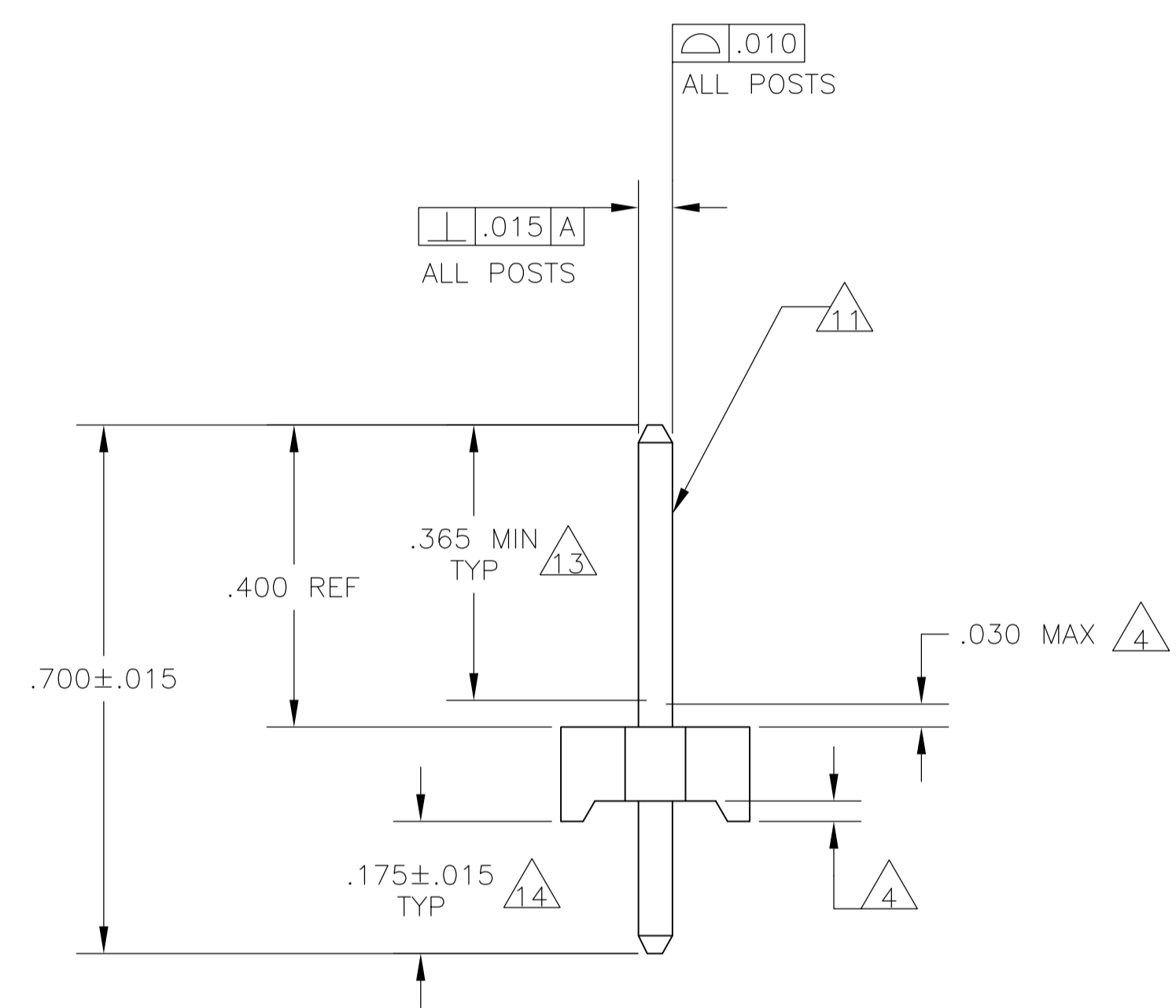
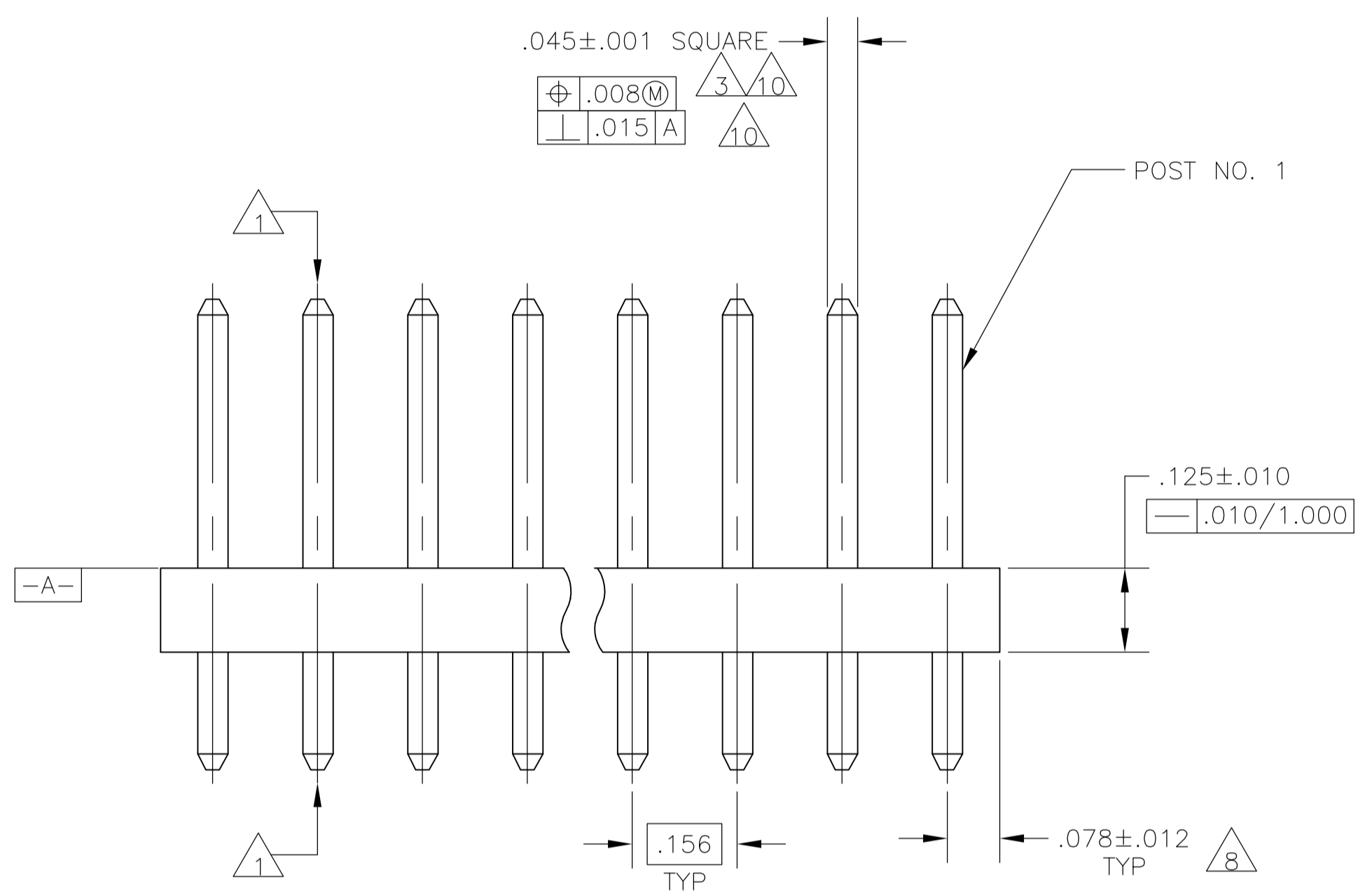
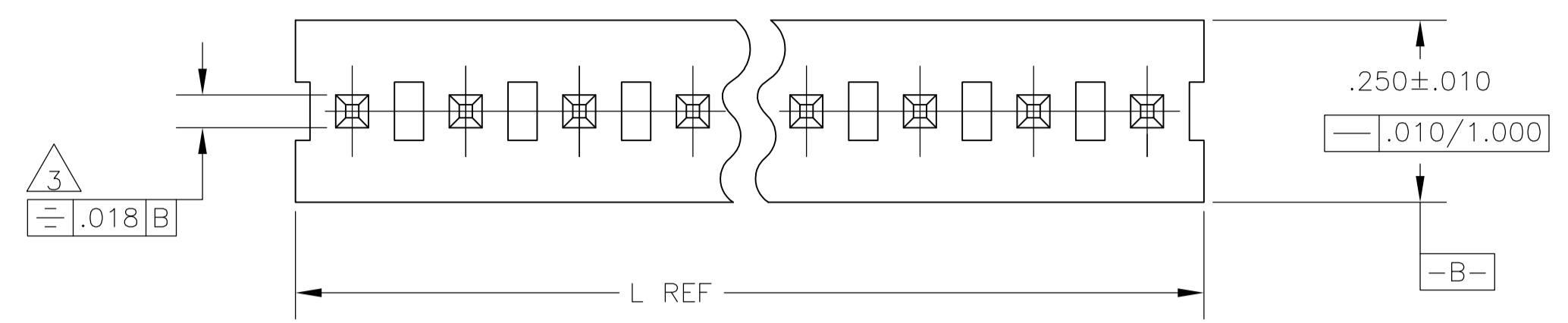


LOC	DIST	REVISIONS			
CM	0	REV	DESCRIPTION	DATE	BY
		C	REVISED PER ECO-11-014391	19OCT11	KH SM
		C1	ECR-12-016748	30AUG13	M.T D.Z



RECOMMENDED MOUNTING HOLE PATTERN FOR .109 ± 0.016 THICK P.C. BOARD

IN	MM	IN	MM
.045	1.14	1.000	25.40
.030	0.76	.750	19.05
.018	0.46	.450	11.43
.015	0.38	.415	10.54
.012	0.30	.250	6.35
.010	0.25	.175	4.45
.008	0.20	.156	3.96
.005	0.13	.140	3.56
.001	0.03	.125	3.18
.000350	0.00889	.078	1.98
.000150	0.00381	.070	1.78
.000050	0.00127	.065	1.65
.000015	0.00038	.063	1.60
.000	0.00	.060	1.52
IN	MM	IN	MM

CONVERSION TABLE

- 1. POST TO WITHSTAND 13 NEWTONS (3LBS.) MIN. AXIAL FORCE IN BOTH DIRECTIONS SHOWN WITHOUT DISLODGING.
- 2. TOLERANCES APPLY TO SOLDER SIDE OF BOARD.
- 3. MEASURED AT SURFACE -A-
- 4. PLASTIC FLASH PERMITTED IN THIS AREA.
- 5. PARTS COMPLY WITH AMP SOLDERABILITY SPEC. NO. 109-11-2.
- 6. ONE HOLE MAY BE UNDERSIZED (.065/.060 DIA.) FOR ASSEMBLY RETENTION DURING WAVE SOLDERING.
- 7. MATERIAL: HEADER-THERMOPLASTIC POLYESTER NON-FILLED 94V-0(NATURAL) POST-COPPER ALLOY (SEE NOTES 13 & 14 FOR PLATING)
- 8. COORDINATE DIMENSION APPLIES FROM CENTER OF ACTUAL FEATURE.
- 9. PLASTIC BURRS CAUSED BY CUT-OFF TOOLING ARE PERMITTED WITHIN THE MAXIMUM TOLERANCE ENVELOPE.
- 10. POST TO BE MEASURED WHEN STRIP IS HELD FLAT.
- 11. POST MUST WITHSTAND TWO 90° BENDS AGAINST EXTRUSION WITHOUT BREAKING.
- 12. DIMENSION SHOULD BE .140 MIN WHEN MATING WITH A MTA-156 CONNECTOR ASSEMBLY, OR A SL-156 CONNECTOR ASSEMBLY.
- 13. PLATING: GOLD PLATE AREA, .000015 GOLD OR .000003 MIN GOLD FLASH OVER .000012 PALLADIUM NICKEL, PER TE CONNECTIVITY'S DISCRETION, ALL SIDES, OVER NICKEL UNDERPLATE, .000050 MIN, ALL SIDES AND ENTIRE LENGTH OF POST.
- 14. BRIGHT TIN/LEAD (93/7) PLATE AREA, .000150-.000350 THICK, ALL FOUR SIDES, .175 MIN. FOR -2 THRU -24. MATTE TIN PLATE AREA .000150-.000350" THICK ALL FOUR SIDES, .175" MIN FOR -32 THRU -54.
- 15. OBSOLETE PARTS: OBSOLETE CIS STREAMLINING PER D.RENAUD/D.SINISI

FINISH	IN	MM	NUMBER OF POSITIONS	PART NUMBER
TIN	3.744	95.10	24	5-644763-4
TIN	3.588	91.14	23	5-644763-3
TIN	3.432	87.17	22	5-644763-2
TIN	3.276	83.21	21	5-644763-1
TIN	3.120	79.25	20	5-644763-0
TIN	2.964	75.29	19	4-644763-9
TIN	2.808	71.32	18	4-644763-8
TIN	2.652	67.36	17	4-644763-7
TIN	2.496	63.40	16	4-644763-6
TIN	2.340	59.44	15	4-644763-5
TIN	2.184	55.47	14	4-644763-4
TIN	2.028	51.51	13	4-644763-3
TIN	1.872	47.55	12	4-644763-2
TIN	1.716	43.59	11	4-644763-1
TIN	1.560	39.62	10	4-644763-0
TIN	1.404	35.66	9	3-644763-9
TIN	1.248	31.70	8	3-644763-8
TIN	1.092	27.74	7	3-644763-7
TIN	.936	23.77	6	3-644763-6
TIN	.780	19.81	5	3-644763-5
TIN	.624	15.85	4	3-644763-4
TIN	.468	11.89	3	3-644763-3
TIN	.312	7.92	2	3-644763-2

FINISH	IN	MM	NUMBER OF POSITIONS	PART NUMBER
OBSOLETE TIN-LEAD	3.744	95.10	24	2-644763-4
OBSOLETE TIN-LEAD	3.588	91.14	23	2-644763-3
OBSOLETE TIN-LEAD	3.432	87.17	22	2-644763-2
OBSOLETE TIN-LEAD	3.276	83.21	21	2-644763-1
OBSOLETE TIN-LEAD	3.120	79.25	20	2-644763-0
OBSOLETE TIN-LEAD	2.964	75.29	19	1-644763-9
OBSOLETE TIN-LEAD	2.808	71.32	18	1-644763-8
OBSOLETE TIN-LEAD	2.652	67.36	17	1-644763-7
OBSOLETE TIN-LEAD	2.496	63.40	16	1-644763-6
OBSOLETE TIN-LEAD	2.340	59.44	15	1-644763-5
OBSOLETE TIN-LEAD	2.184	55.47	14	1-644763-4
OBSOLETE TIN-LEAD	2.028	51.51	13	1-644763-3
OBSOLETE TIN-LEAD	1.872	47.55	12	1-644763-2
OBSOLETE TIN-LEAD	1.716	43.59	11	1-644763-1
OBSOLETE TIN-LEAD	1.560	39.62	10	1-644763-0
OBSOLETE TIN-LEAD	1.404	35.66	9	644763-9
OBSOLETE TIN-LEAD	1.248	31.70	8	644763-8
OBSOLETE TIN-LEAD	1.092	27.74	7	644763-7
OBSOLETE TIN-LEAD	.936	23.77	6	644763-6
OBSOLETE TIN-LEAD	.780	19.81	5	644763-5
OBSOLETE TIN-LEAD	.624	15.85	4	644763-4
OBSOLETE TIN-LEAD	.468	11.89	3	644763-3
OBSOLETE TIN-LEAD	.312	7.92	2	644763-2

METRIC

THIS DRAWING IS A CONTROLLED DOCUMENT.

STE TE Connectivity

MTA-156 HEADER ASSEMBLY, PLAIN, STRAIGHT, .045 SQUARE POST, .000015 GOLD, SPECIAL

000779 644763

SCALE 5:1 SHEET 1 OF 1 REV C1

单击下面可查看定价，库存，交付和生命周期等信息

[>>TE Connectivity\(泰科\)](#)