

4

3

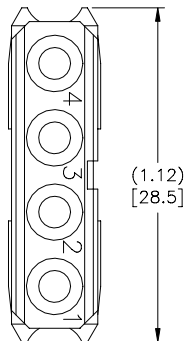
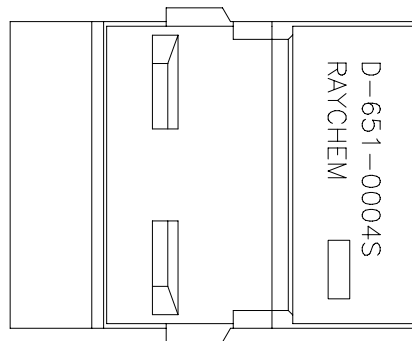
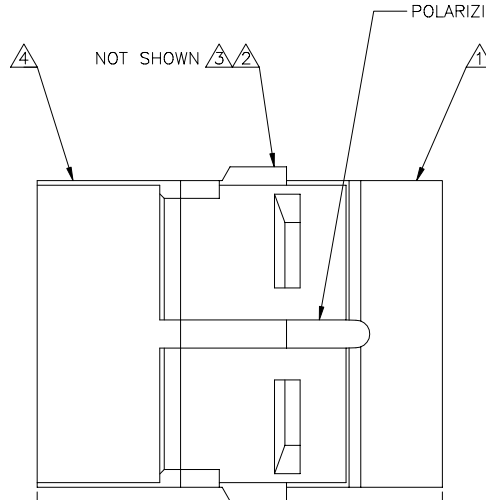
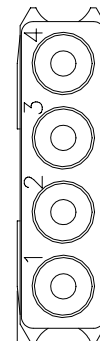
2

1

REVISIONS			
LTR	DESCRIPTION	DATE	APPROVED
N/C	INITIAL RELEASE, PER ECN #T-20168	6/8/95	HAGMANN

## NOTES:

- 1 GROMMET SEAL :  
SILICONE RUBBER PER MIL SPEC ZZ-R-765
  - 2 RETAINER BLOCK :  
MOLDED PHENOLIC PER MIL-M-14, TYPE MFH
  - 3 CONTACT RETAINER CLIP :  
BeCu ALLOY 172 PER QQ-C-533
  - 4 SOCKET SUPPORT :  
MOLDED PHENOLIC PER MIL-M-14, TYPE MFH
5. THIS INSERT IS DESIGNED TO MEET THE REQUIREMENTS OF RAYCHEM SPECIFICATION C-6115.

FRONT,  
ENGAGING  
FACE(1.36)  
[34.5](.31)  
[7.9]

POLARIZING KEYWAY

NOT SHOWN

CONTACT TYPE	MILITARY PART NO.	WIRE STRIP LENGTH (SEE DWG)	WIRE STRIP LENGTH (SEE DWG)
SHIELDED CONTACT FOR COAX CABLE			
D-602-0107	M39029/73-396	D-602-0107	D-602-0107
D-602-0095	M39029/73-397	D-602-0095	D-602-0095
CONTACT FOR TWISTED PAIR D-602-0105	M39029/73-398	D-602-0105	D-602-0105
POWER CONTACT SIZE 12	M39029/5-118	1/4 IN. TO 5/16 IN.	M22520/1-01 POSITIONER M22520/1-02

If this document is printed it becomes uncontrolled.  
Check with the web for latest revision.

## SPECIFICATION CONTROL DRAWING

UNLESS OTHERWISE SPECIFIED DIMENSIONS ARE IN INCHES. METRIC DIMENSIONS ARE IN BRACKETS.	DRAWN	JWELCH	DATE	6/8/95	 RAYCHEM CORPORATION 300 CONSTITUTION DRIVE MENLO PARK, CALIFORNIA 94025
	CHECKED	R.H.	DATE	6/8/95	
	APPROVED	RHAGMANN	DATE	6/8/95	
	APPROVED		DATE		
DECIMALS	.XXX ±.XXX [ mm ]				TITLE
ANGLE	± X°				SOCKET INSERT 4 - #12 CAVITIES MTC CONNECTOR
WEIGHT	lbs. [ 6.33g ] MAX.				SIZE
					CODE IDENT. NO.
					DWG. NO.
					REV
					DO NOT SCALE THIS DRAWING
					SCALE
					4X
					SHEET
					1
					OF 1
					N/C

DWG NO. D-651-0004S SHEET 1

单击下面可查看定价，库存，交付和生命周期等信息

[>>TE Connectivity\(泰科\)](#)