


Type FSQ Series

Key Features

- Protects Circuit Boards & Designs
- Small Size
- Excellent Long Term Stability
- Complete Flame Proof Construction
- Resistant to High Temperature
- Low Temperature Coefficient
- Uniform in Fusing Time



There are some similarities between resistors and fuses in material and structure. Fusible Resistors contain both functions, as a resistor in normal conditions and as a fuse when abnormal currents are applied, so to protect machinery and equipment. Cost savings are apparent as one component is eliminated. The FSQ Fusible Resistor series are produced with precision techniques, enabling precise and stable fusing times.

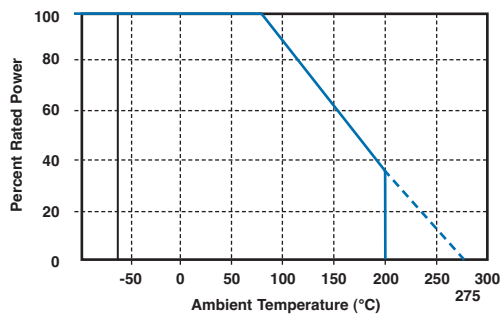
Characteristics - Electrical

Operating Temperature (°C):	-55 to +275
Resistance Temperature Coefficient (°C):	-30 to +150 ±300ppm/°C
Short Time Overload:	2.5 times of rated voltage for 5 seconds $\Delta R < \pm 2\%$
Insulation Resistance:	500V Megger - 1000Mohms
Temperature Cycle (°C):	-30 to +85 for 5 cycles $\Delta R < \pm 1\%$
Load Life:	70°C on-off cycle 1000 hours $\Delta R < \pm 5\%$
Moisture-Proof Load Life:	40°C 95% RH on-off cycle 1000 hours $\Delta R < \pm 5\%$
Solder Pot:	270°C for 3 seconds $\Delta R < \pm 1\%$
Incombustibility:	16 times of rated power for 5 minutes - Not Flamed
Maximum Working Voltage:	1000 V

Fusing Characteristics

Fusing times can be decided by consultation with our design team to meet application requirements.

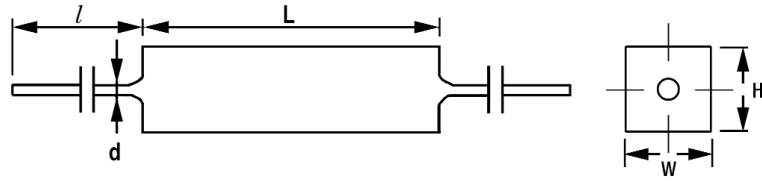
Derating Curve



For resistors operated in ambient temperatures above 70°C, power rating must be derated in accordance with this curve.

Type FSQ Series

Dimensions



Rated Power	Dimensions					Resistance Range (Ohms)
	L±1.5	H±0.5	W±1.0	l±3.0	d±0.05	
2W	18.0	7.0	7.0	23.0	0.65	R10-10K
3W	22.0	8.0	8.0	35.0	0.8	R10-33K
5W	22.0	9.0	10.0	35.0	0.8	R10-50K
7W	35.0	9.0	10.0	35.0	0.8	R10-50K
10W	48.0	9.0	10.0	35.0	0.8	R10-50K

How to Order

FSQ	3W	R10	J	T
Common Part	Power Rating	Resistance Value	Tolerance	Packaging
FSQ - Ceramic Housed	Example: 3W 7W	0.1 Ohm (100 milliohms) R10 1.0 Ohm (1000 milliohms) 1R0 50 Ohms (50000 milliohms) 50R	J - ±5%	T - Ammo Boxed

TE Connectivity, TE connectivity (logo) and TE (logo) are trademarks.

Other logos, product and Company names mentioned herein may be trademarks of their respective owners.

While TE has made every reasonable effort to ensure the accuracy of the information in this datasheet, TE does not guarantee that it is error-free, nor does TE make any other representation, warranty or guarantee that the information is accurate, correct, reliable or current. TE reserves the right to make any adjustments to the information contained herein at any time without notice. TE expressly disclaims all implied warranties regarding the information contained herein, including, but not limited to, any implied warranties of merchantability or fitness for a particular purpose. The dimensions in this datasheet are for reference purposes only and are subject to change without notice. Specifications are subject to change without notice. Consult TE for the latest dimensions and design specifications.

单击下面可查看定价，库存，交付和生命周期等信息

[>>TE Connectivity\(泰科\)](#)