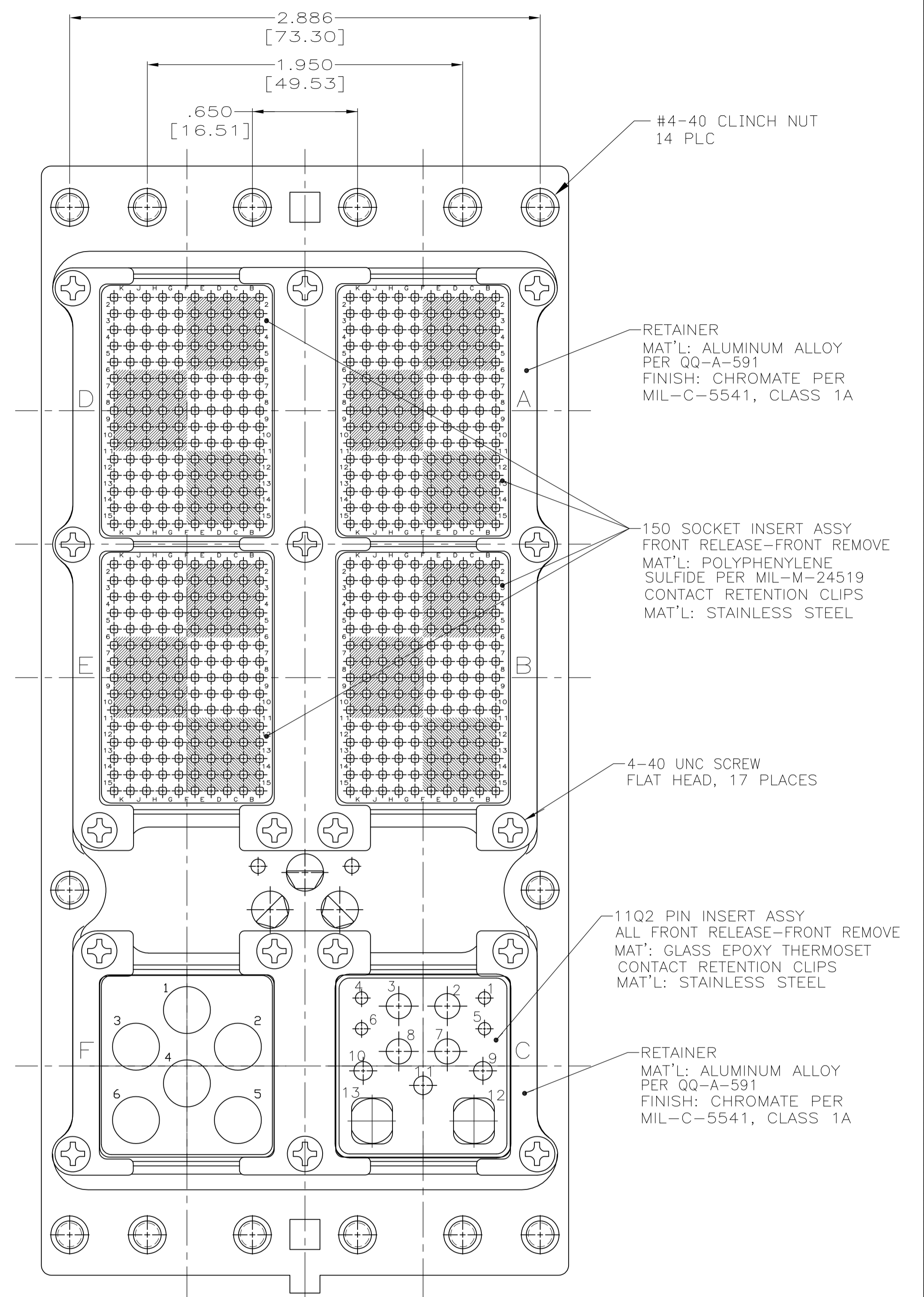
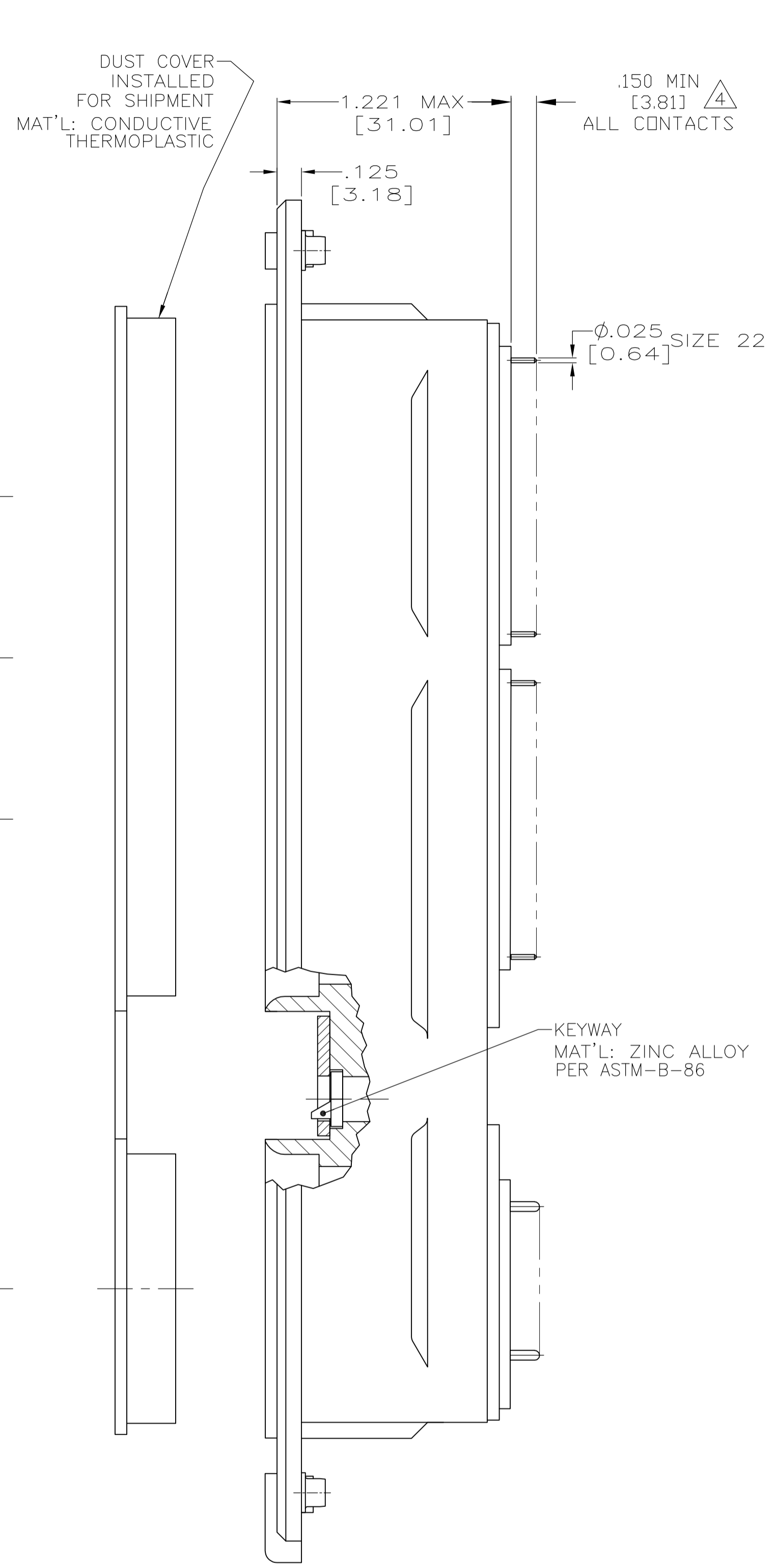
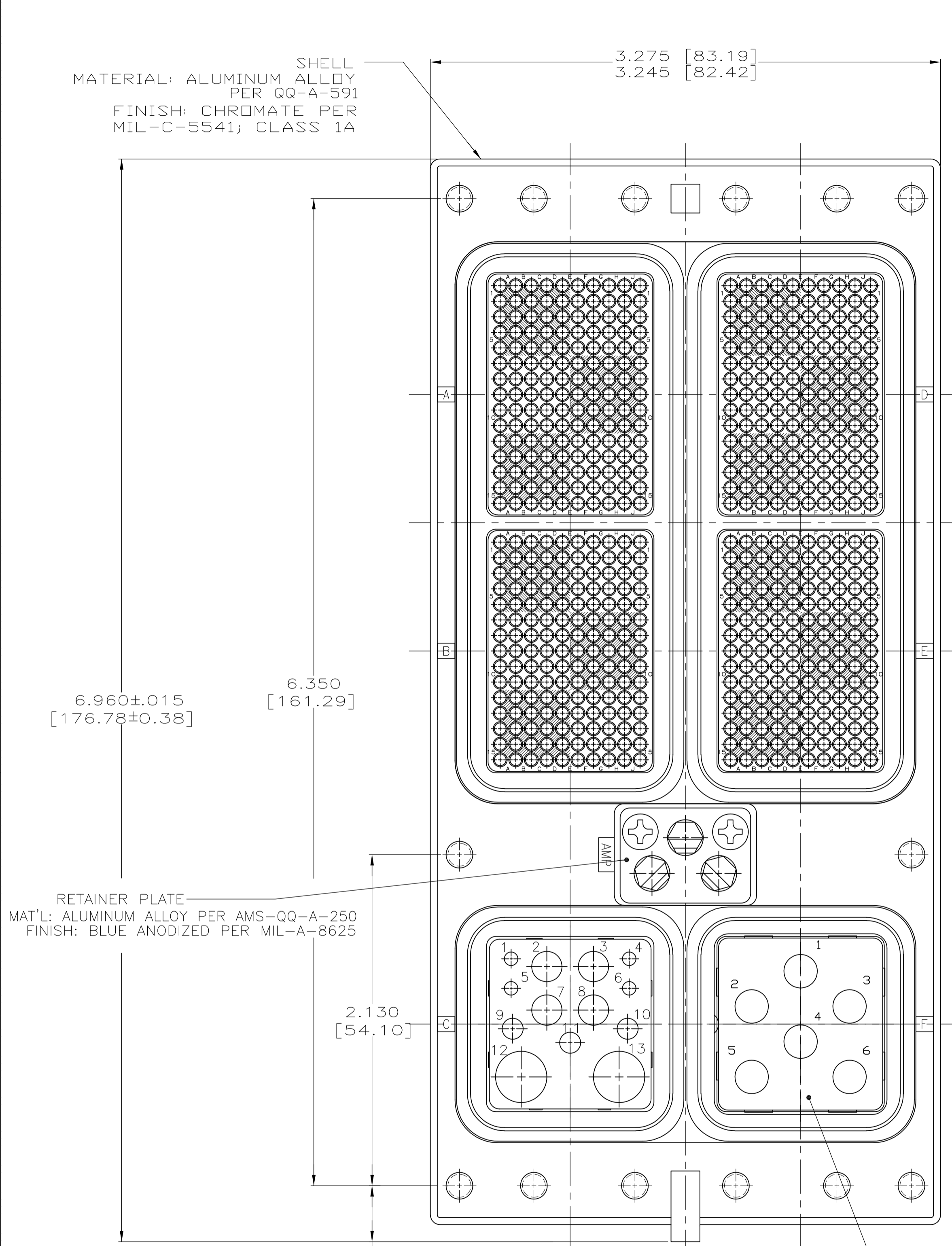


REVISONS		DATE	BY	APPD
LOC	DIST			
D	REV PER ECO	09-012975		
		5-29-09	CT	KT



6T6 INSERT ASSY REAR RELEASE/REMOVE  
 MATERIAL: ALUMINUM ALLOY PER QQ-A-591  
 FINISH: ELECTROLESS NICKEL PER MIL-C-26074

- CONNECTOR DIMENSIONS ARE PER ARINC 600 SPECIFICATION.
- CONNECTOR IS SUPPLIED WITH CONTACTS (PER TABLE) ASSEMBLED AS SHOWN.
- KEYING SHOWN IN POSITION "36" FOR ILLUSTRATION ONLY. CONNECTORS SHIPPED WITH KEYING INSTALLED IN POSITION PER TABLE. FOR POSITION "00" KEYING HARDWARE SHIPPED UNASSEMBLED.
- WITH CONTACT FULLY SEATED IN CAVITY.
- CONTACTS NOT SHOWN IN FRONT & REAR VIEWS FOR CLARITY.

KEYING POSITION	CONTACTS	CONTACTS	PART NUMBER
36	CONTACTS INCLUDED AND NOT INSTALLED	211431-2 (SZ 22 POSTED SOCKET, QTY=365) 448140-8 (SZ 12 POSTED PIN, QTY=4) 448139-8 (SZ 16 POSTED PIN, QTY=1) 1445626-3 (SZ 8 POSTED QUADRAX, QTY=1)	1883228-2
36	CONTACTS INCLUDED AND INSTALLED (SEE SHEET #2)	211431-2 (SZ 22 POSTED SOCKET, QTY=327) 448140-8 (SZ 12 POSTED PIN, QTY=4) 448139-8 (SZ 16 POSTED PIN, QTY=1) 1445626-3 (SZ 8 POSTED QUADRAX, QTY=1)	1883228-1

THIS DRAWING IS A CONTROLLED DOCUMENT.

DIMENSIONS: INCHES [mm]  
 TOLERANCES UNLESS OTHERWISE SPECIFIED:  
 0 PLC ± -  
 1 PLC ± -  
 2 PLC ± -  
 3 PLC ± .010 [0.25]  
 4 PLC ± -  
 ANGLES ± -

MATERIAL: SEE CALLOUTS  
 FINISH: SEE CALLOUTS

THIS DRAWING IS A CONTROLLED DOCUMENT.  
 DWG: P. YEAGER 9-17-06  
 CHK: K. HOGAN 9-17-06  
 APPD: K. HOGAN 9-17-06  
 PRODUCT SPEC: --  
 APPLICATION SPEC: --  
 WEIGHT: --  
 CUSTOMER DRAWING


Tyco Electronics Corporation  
 Harrisburg, Pa 17105-3608

RECEPTACLE ASSEMBLY,  
 SIZE 3, ARINC 600, (SELECTIVE CONTACT LOADING),  
 (150/150/1102/150/150/6T6)

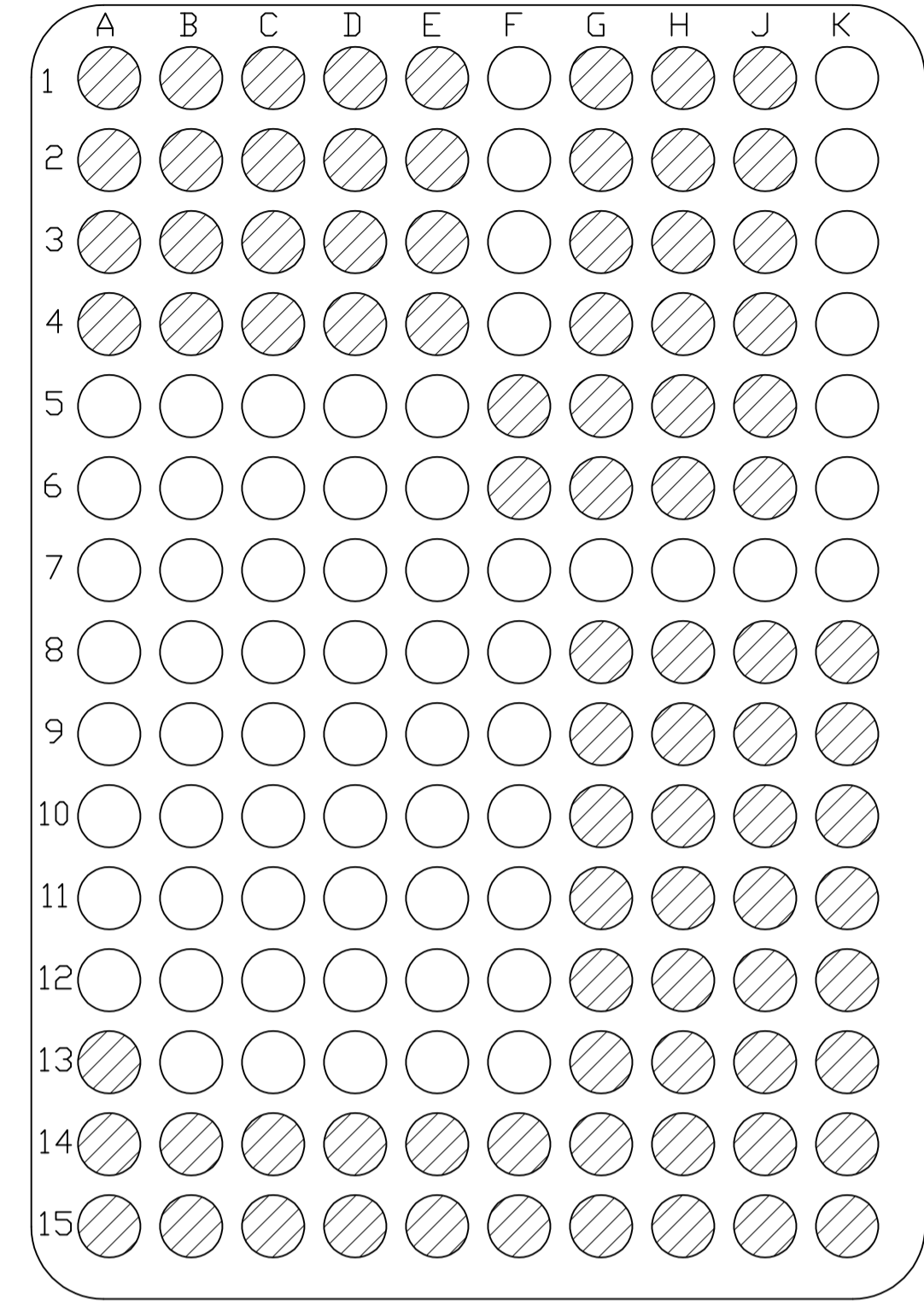
SIZE: A1  
 CASE CODE: 00779  
 DRAWING NO: 1883228  
 RESTRICTED TO: --  
 SCALE: 2:1  
 SHEET: 1 OF 3  
 REV: D

LOC		DIST		REVISIONS			
P	LTR	DESCRIPTION	DATE	DNW	APVD		
-	-	SEE SHEET #1	-	-	-	-	-

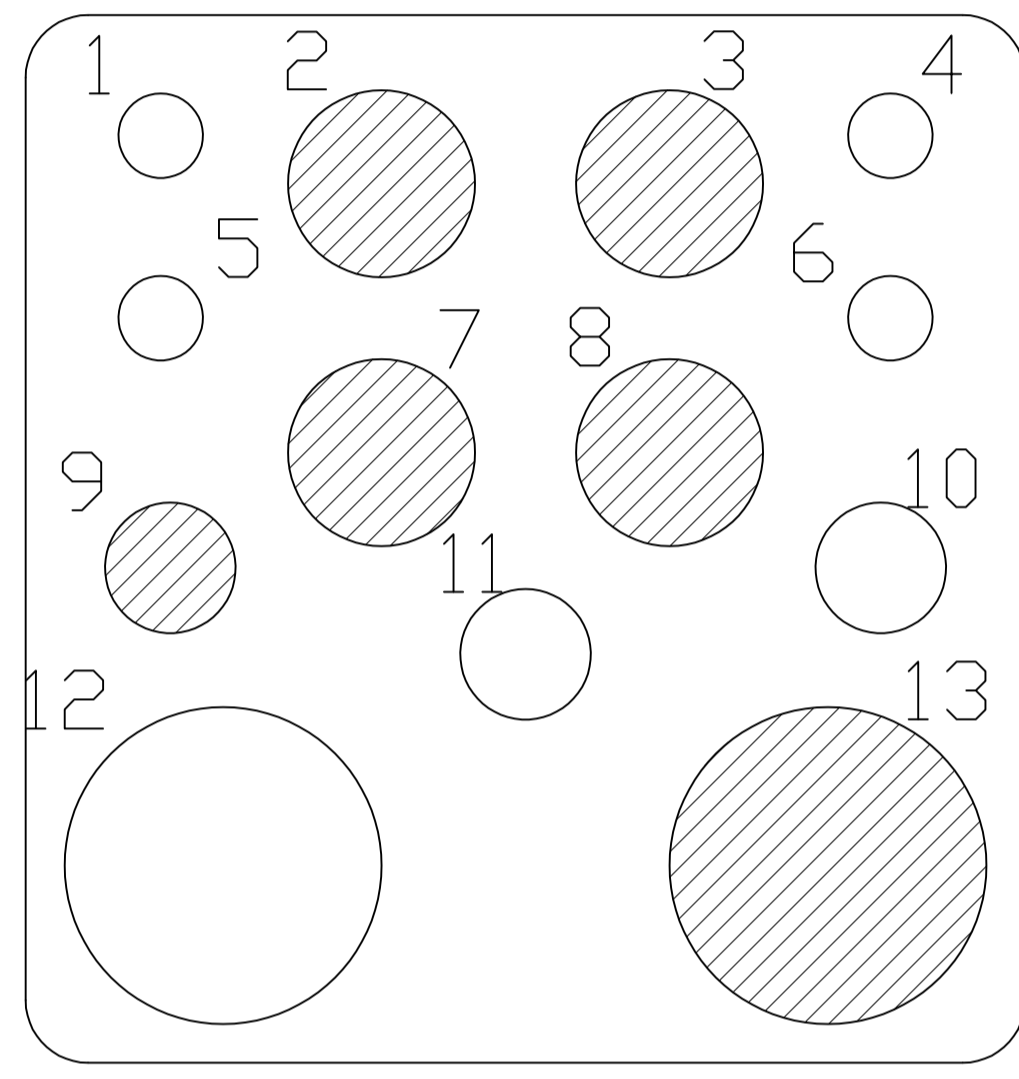
### MODULE A




### MODULE D



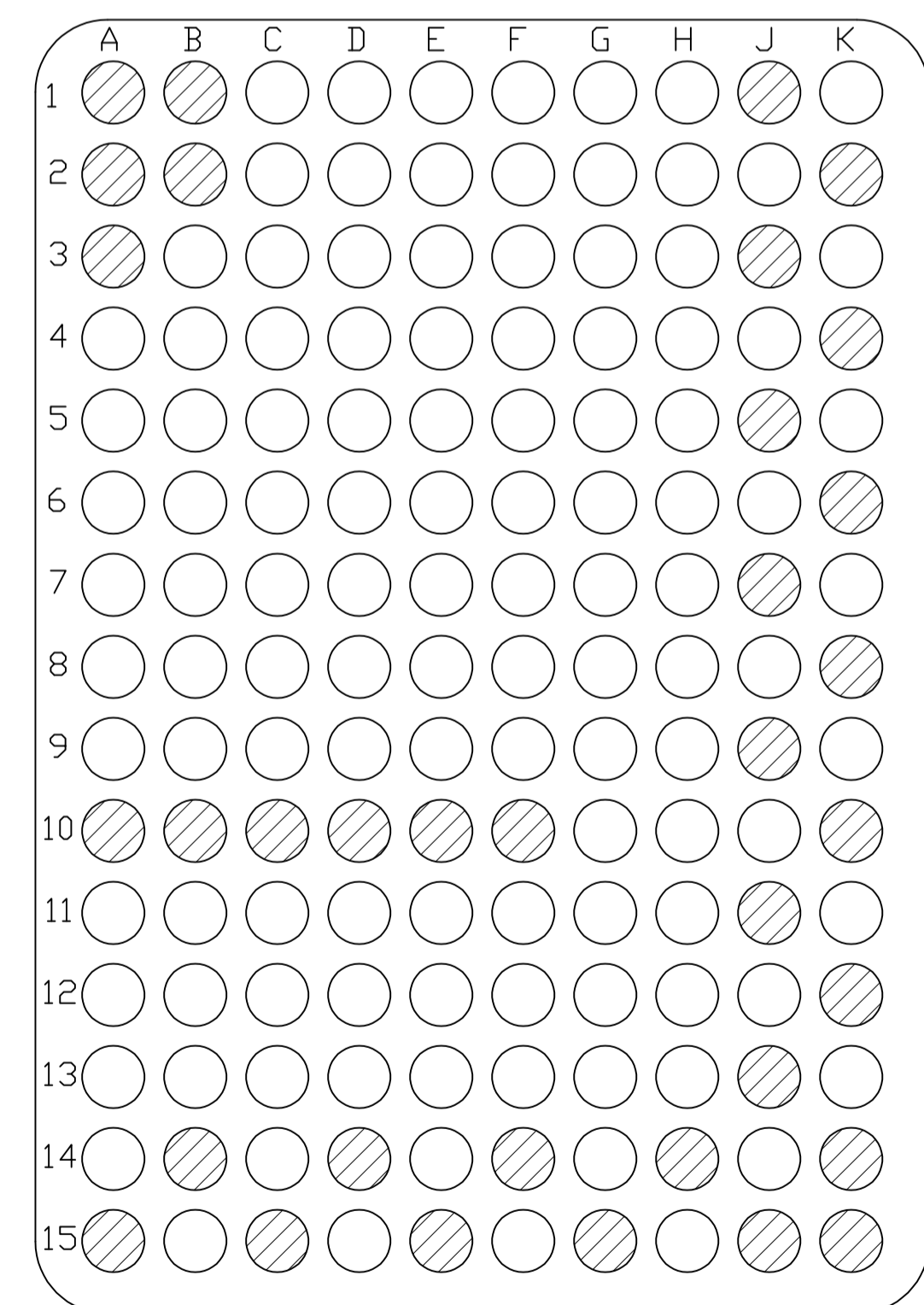
### MODULE C



### MODULE B

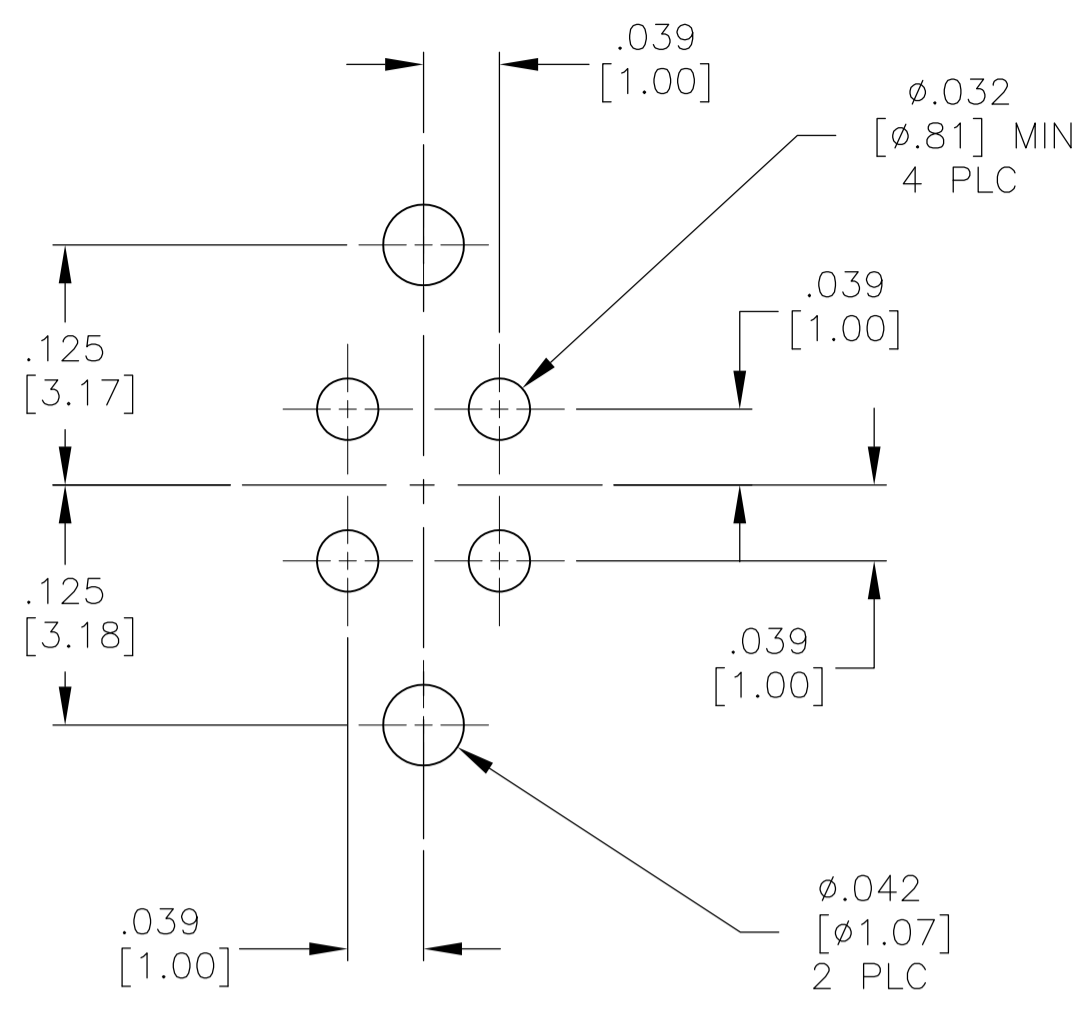


### MODULE E

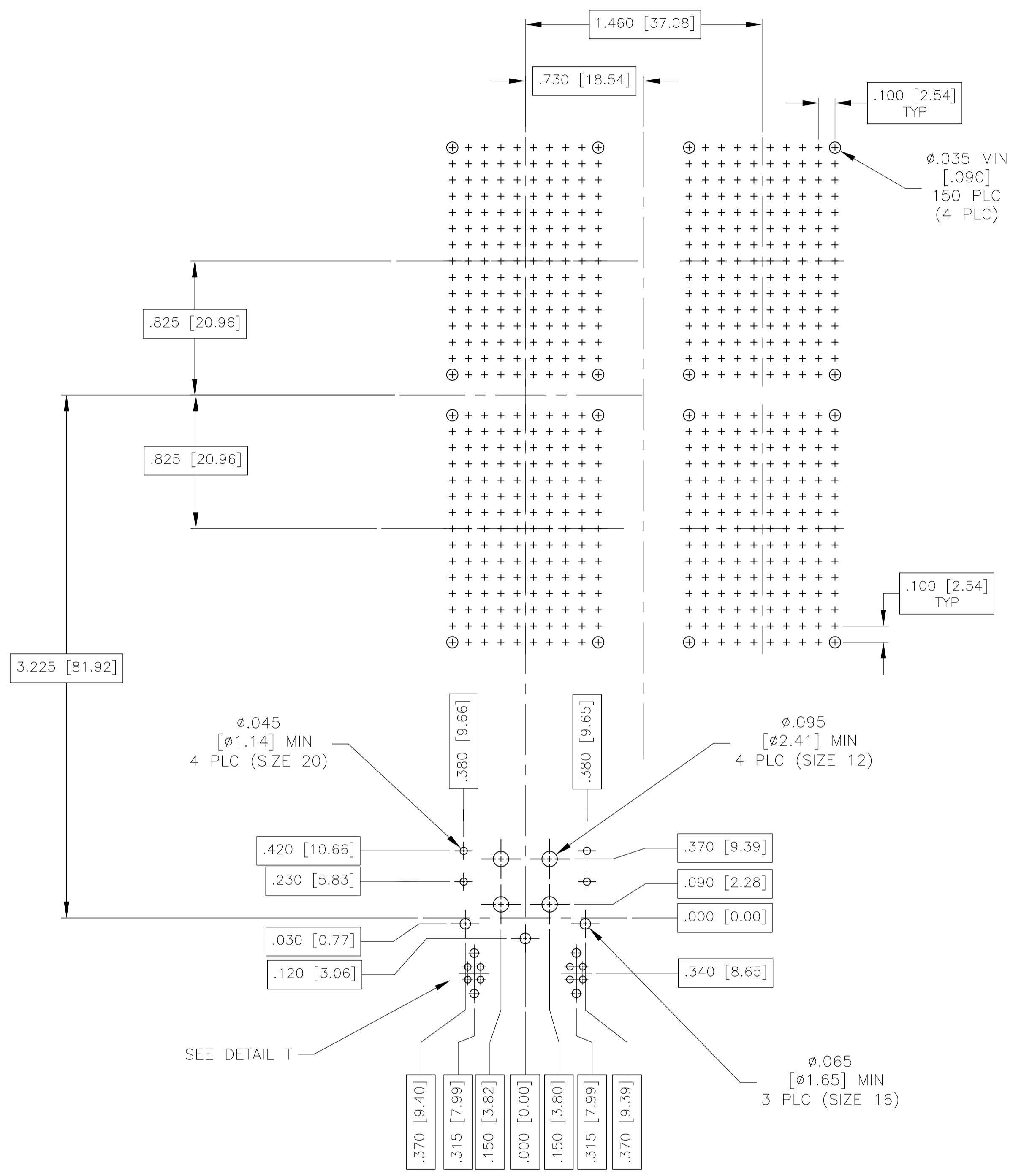


SHADED HOLES ARE LOADED WITH CONTACTS FOR 1883228-1 ONLY

THIS DRAWING IS A CONTROLLED DOCUMENT.		DWG: P. YEAGER 9-17-06	Tyco Electronics Corporation Harrisburg, Pa 17105-3608
DIMENSIONS: INCHES [mm]		CHK: K. HOGAN 9-17-06	
TOLERANCES UNLESS OTHERWISE SPECIFIED:		APP'D: K. HOGAN 9-17-06	NAME: RECEPTACLE ASSEMBLY, SIZE 3, ARINC 600, (SELECTIVE CONTACT LOADING), (150/150/1102/150/150/6T6)
0. PLC ± - 1. PLC ± - 2. PLC ± - 3. PLC ± .010 (0.25) 4. PLC ± - ANGLES ± -		PRODUCT SPEC: -	APPLICATION SPEC: -
MATERIAL: SEE CALLOUTS		FINISH: SEE CALLOUTS	WEIGHT: -
		SIZE: A1	SCALE: 2:1
		CAGE CODE: 00779	DRAWING NO: 1883228
		CUSTOMER DRAWING	RESTRICTED TO: -
		SHEET: 2 OF 3	REV: D



DETAIL T  
 SCALE 10:1  
 2 PLC



SUGGESTED P.C. BOARD LAYOUT

THIS DRAWING IS A CONTROLLED DOCUMENT.		DIN C.C.THOMAS 12-11-06	Tyco Electronics Corporation Harrisburg, PA 17105-3608	
DIMENSIONS: INCHES [mm]		CHK K.HOGAN 12-11-06	NAME RCPT ASSY, SIZE 3, ARINC 600, (150/150/1102/150/150/676)	
TOLERANCES UNLESS OTHERWISE SPECIFIED:		APPV K.HOGAN 12-11-06	PRODUCT SPEC	
0 PLC ± -		APPLICATION SPEC		
1 PLC ± -		SIZE A1		
2 PLC ± -		CAGE CODE 00779		
3 PLC ± .005 [0.13]		DRAWING NO 1883228		
4 PLC ± -		RESTRICTED TO		
ANGLES ± -		WEIGHT		
MATERIAL SEE TABLE		CUSTOMER DRAWING		
FINISH SEE TABLE		SCALE 2:1		
		SHEET 3 OF 3		
		REV D		

单击下面可查看定价，库存，交付和生命周期等信息

[>>TE Connectivity\(泰科\)](#)