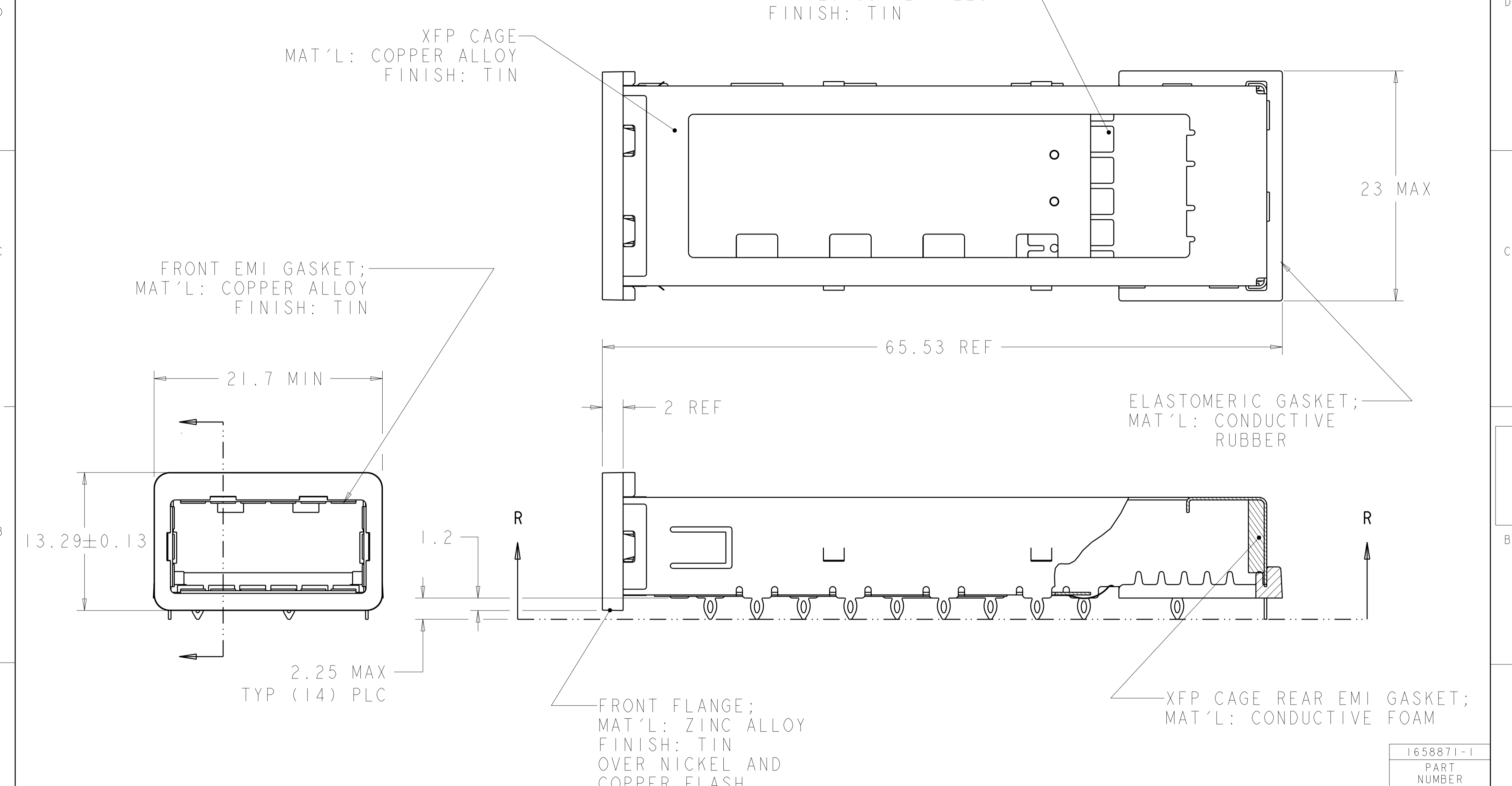


THIS DRAWING IS UNPUBLISHED. RELEASED FOR PUBLICATION 20
 © COPYRIGHT 20 BY TYCO ELECTRONICS CORPORATION. ALL RIGHTS RESERVED.

LOC	DIST	REVISIONS			
P	LTR	DESCRIPTION	DATE	DWN	APVD
ES	00				
	A4	REVISED ECR-08-009797	16MAY08	AZ	SY
	B	REVISED PER ECO-11-005032	11MAR2011	JY	CW

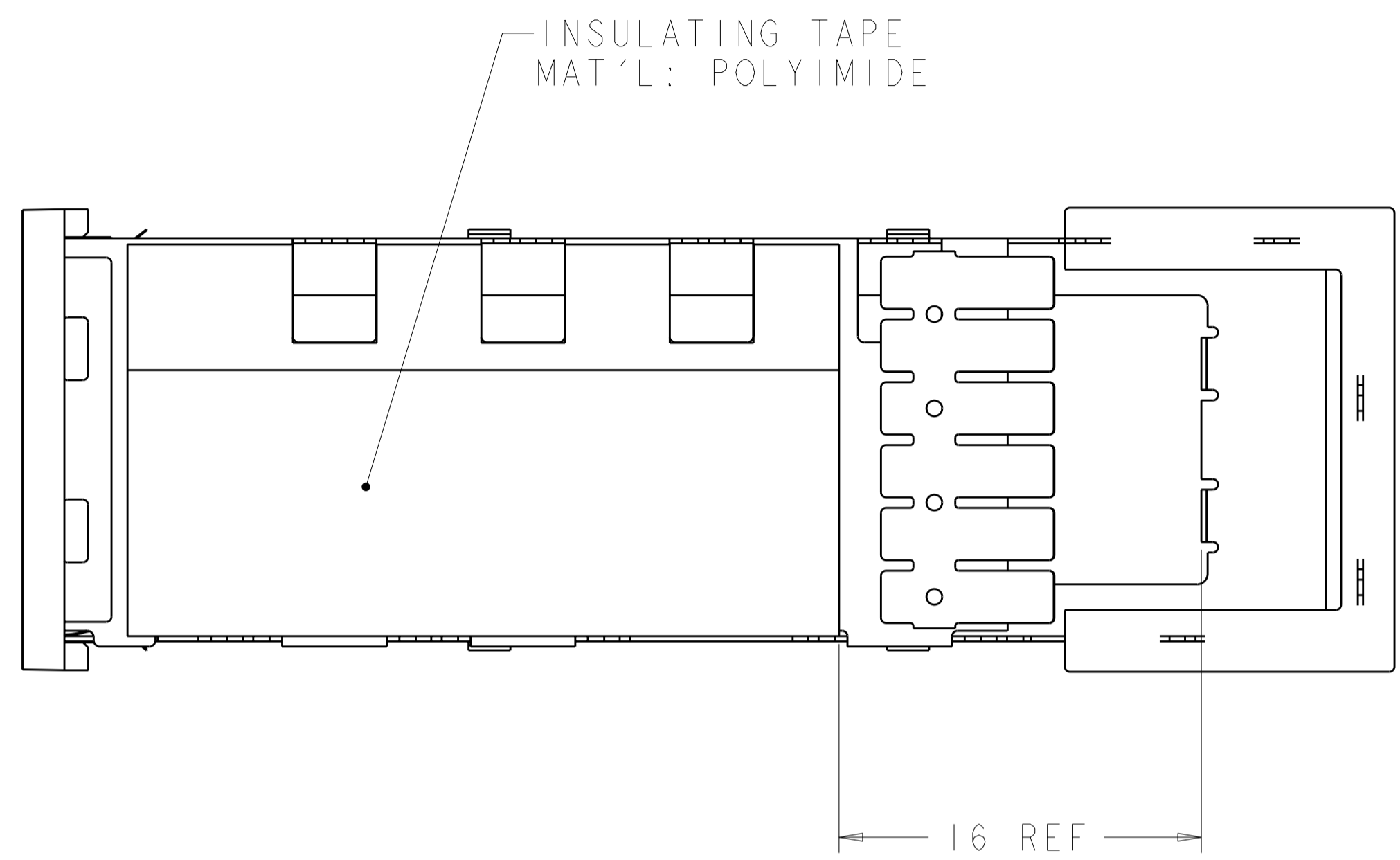


1658871-1
 PART NUMBER

THIS DRAWING IS A CONTROLLED DOCUMENT FOR TYCO ELECTRONICS CORPORATION IT IS SUBJECT TO CHANGE AND THE CONTROLLING ENGINEERING ORGANIZATION SHOULD BE CONTACTED FOR THE LATEST REVISION.		DWN D.E.STAHL 20NOV03	Tyco Electronics Shanghai, China	
DIMENSIONS: mm		CHK E.BRIGHT 20NOV03	NAME ASSEMBLY, XFP CAGE WITH INSULATING TAPE	
TOLERANCES UNLESS OTHERWISE SPECIFIED:		APVD E.BRIGHT 20NOV03	PRODUCT SPEC 108-2127	
0 PLC ±-	1 PLC ±.1	APPLICATION SPEC 114-13096	RESTRICTED TO	
2 PLC ±.05	3 PLC ±.005	WEIGHT -	SIZE A2	CAGE CODE 00779
4 PLC ±.0001	ANGLES ±-	CUSTOMER DRAWING	DRAWING NO 1658871	SCALE 4
MATERIAL -	FINISH -		SHEET 1	OF 4
			REV B	

THIS DRAWING IS UNPUBLISHED. RELEASED FOR PUBLICATION 20
 © COPYRIGHT 20 BY TYCO ELECTRONICS CORPORATION. ALL RIGHTS RESERVED.

LOC	DIST	REVISIONS			
P	LTR	DESCRIPTION	DATE	DWN	APVD
ES	00	-	SEE SHEET 1	-	-



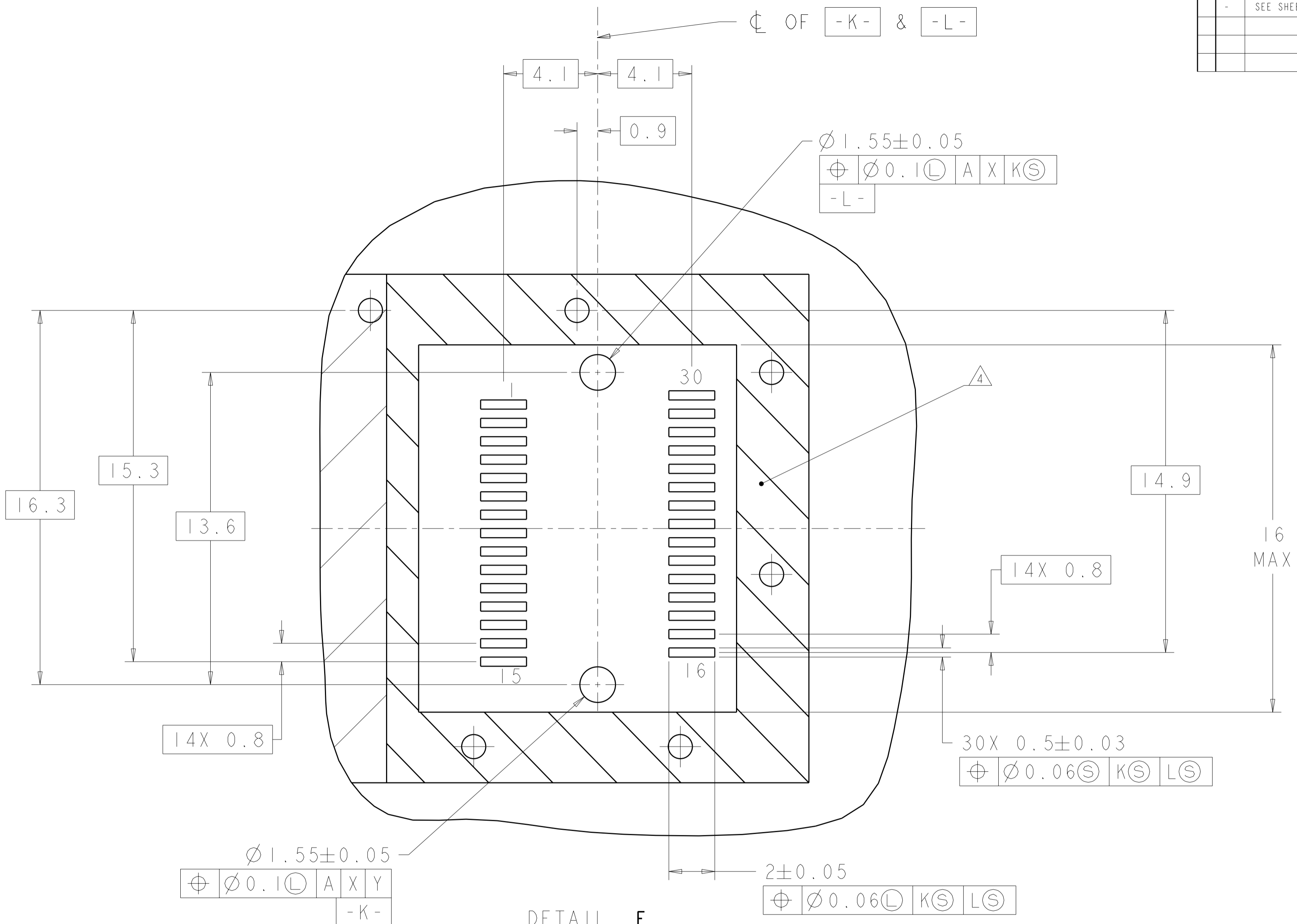
VIEW R - R

- ① MATES WITH XFP-MSA COMPLIANT TRANSCEIVERS.
- ② DATUM -X- AND -Y- ESTABLISHED BY CUSTOMER.
- ③ DATUM -A- IS TOP SURFACE OF HOST BOARD.
- ④ INDICATED SURFACES TO BE CONDUCTIVE AND CONNECTED TO CHASSIS GROUND.

<small>THIS DRAWING IS A CONTROLLED DOCUMENT FOR TYCO ELECTRONICS CORPORATION IT IS SUBJECT TO CHANGE AND THE CONTROLLING ENGINEERING ORGANIZATION SHOULD BE CONTACTED FOR THE LATEST REVISION.</small>		DWN D.E.STAHL 20NOV03 CHK E.BRIGHT 20NOV03 APVD E.BRIGHT 20NOV03	Tyco Electronics Shanghai, China
DIMENSIONS: mm 	TOLERANCES UNLESS OTHERWISE SPECIFIED: 0 PLC ±.1 1 PLC ±.1 2 PLC ±.05 3 PLC ±.005 4 PLC ±.0001 ANGLES ± FINISH	PRODUCT SPEC 108-2127 APPLICATION SPEC 114-13096 WEIGHT -	NAME ASSEMBLY, XFP CAGE WITH INSULATING TAPE SIZE A2 CAGE CODE 00779 DRAWING NO. 1658871 RESTRICTED TO -
MATERIAL -		CUSTOMER DRAWING	
		SCALE 4	SHEET 2 OF 4 REV B

THIS DRAWING IS UNPUBLISHED. RELEASED FOR PUBLICATION 20
 © COPYRIGHT 20 BY TYCO ELECTRONICS CORPORATION. ALL RIGHTS RESERVED.

LOC	DIST	REVISIONS					
ES	00	P	LTR	DESCRIPTION	DATE	DWN	APVD
		-		SEE SHEET 1			



Ø1.55±0.05
 ⊕ Ø0.1(L) AX Y
 -K-

2±0.05
 ⊕ Ø0.06(L) K(S) L(S)

DETAIL E
 SCALE 8:1

DETAILED HOST BOARD MECHANICAL LAYOUT

THIS DRAWING IS A CONTROLLED DOCUMENT FOR TYCO ELECTRONICS CORPORATION. IT IS SUBJECT TO CHANGE AND THE CONTROLLING ENGINEERING ORGANIZATION SHOULD BE CONTACTED FOR THE LATEST REVISION.		DWN D.E.STAHL 20NOV03	Tyco Electronics Shanghai, China	
DIMENSIONS: mm		CHK E.BRIGHT 20NOV03	NAME ASSEMBLY, XFP CAGE WITH INSULATING TAPE	
TOLERANCES UNLESS OTHERWISE SPECIFIED: 0 PLC ±- 1 PLC ±.1 2 PLC ±.05 3 PLC ±.005 4 PLC ±.0001 ANGLES ±- FINISH		APVD E.BRIGHT 20NOV03	PRODUCT SPEC 108-2127	
MATERIAL		APPLICATION SPEC 114-13096	RESTRICTED TO	
		WEIGHT	SIZE A2	
		CUSTOMER DRAWING	CAGE CODE 00779	
			DRAWING NO 1658871	
			SCALE 4	
			SHEET 4 OF 4	
			REV B	

单击下面可查看定价，库存，交付和生命周期等信息

[>>TE Connectivity\(泰科\)](#)