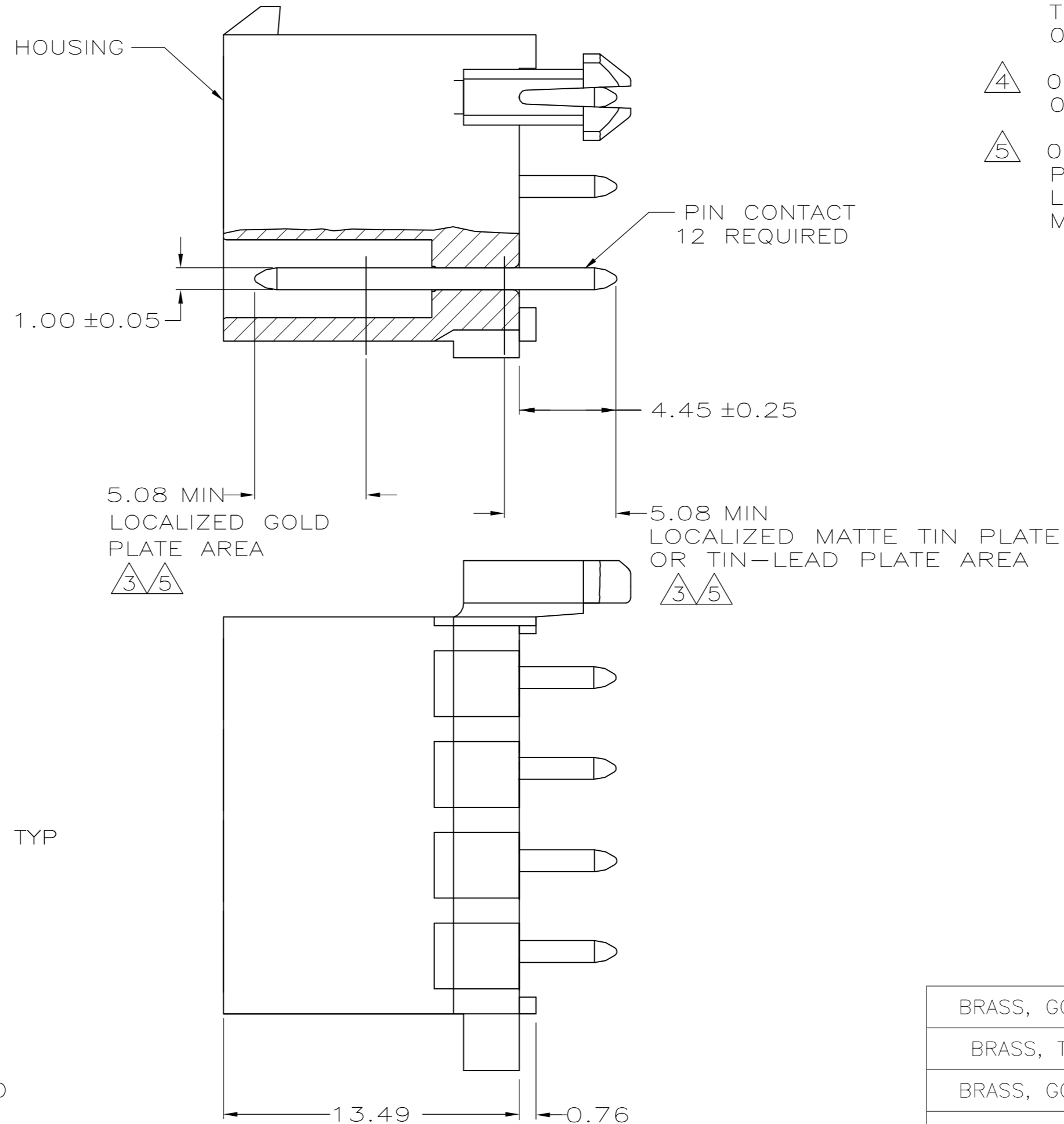
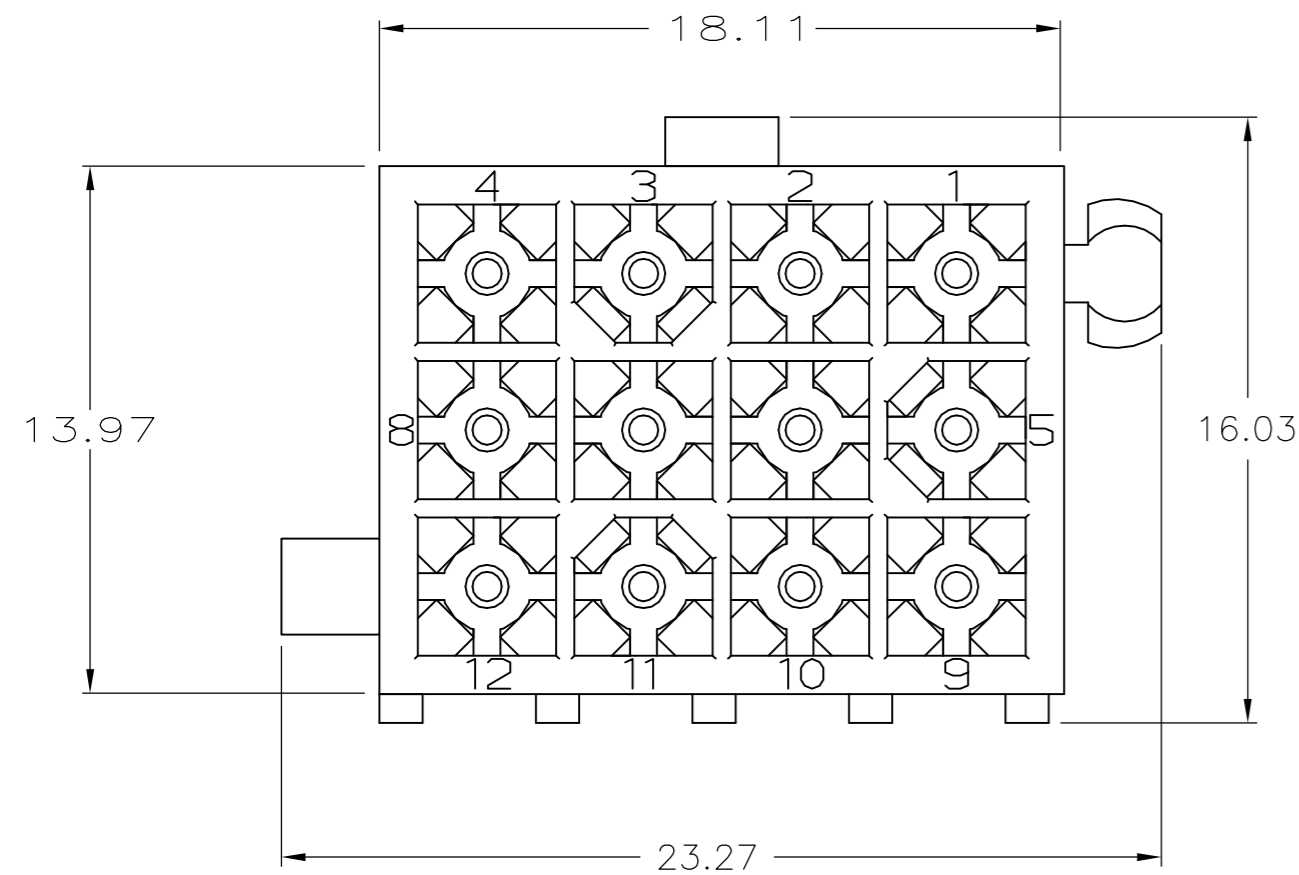
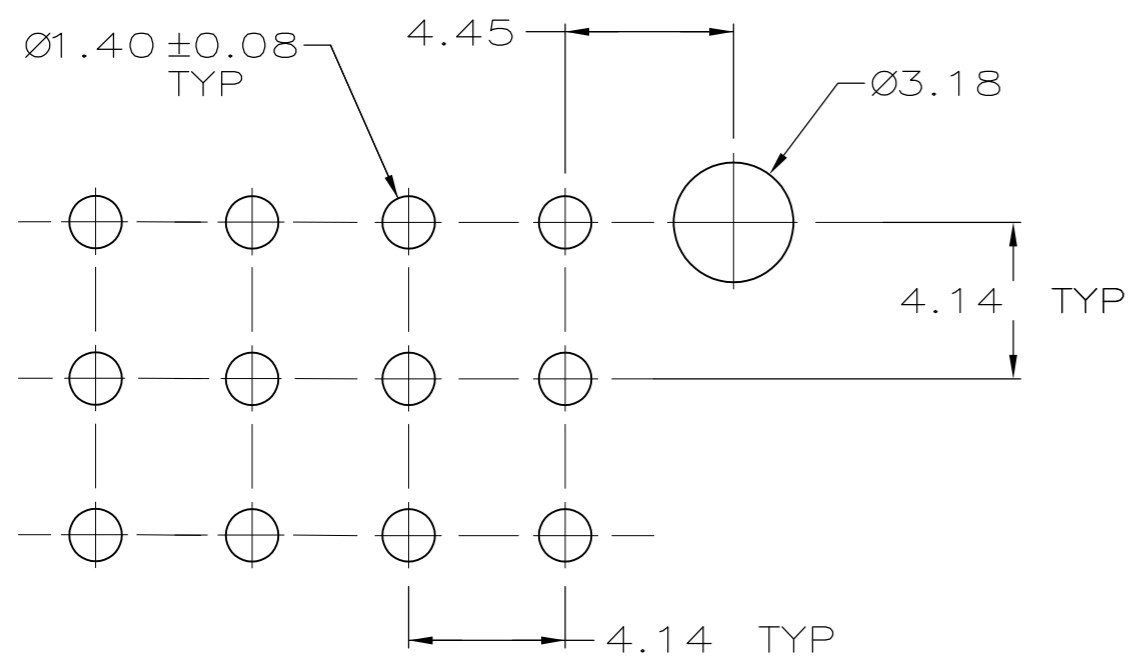


THIS DRAWING IS UNPUBLISHED. RELEASED FOR PUBLICATION  
 © COPYRIGHT - By - ALL RIGHTS RESERVED.

LOC		DIST		REVISIONS			
P	LTR	DESCRIPTION		DATE	DWN	APVD	
CM	0	M		REVISED PER ECR-15-010337	23JUL2015	RK	SC



- PINS TO COMPLY WITH AMP SOLDERABILITY SPEC. 109-11-3.
- 0.00381 MIN MATTE TIN LEAD PLATE OVER 0.00127 MIN NICKEL.
- 0.00076 MIN GOLD PLATE IN THE LOCALIZED PLATE AREA, 0.00381 MATTE TIN LEAD IN THE LOCALIZED PLATE AREA, BOTH OVER 0.00127 MIN NICKEL.
- 0.00381 MIN MATTE TIN PLATE OVER 0.00127 MIN NICKEL.
- 0.00076 MIN GOLD PLATE IN THE LOCALIZED PLATE AREA, 0.00381 MATTE TIN IN THE LOCALIZED PLATE AREA, BOTH OVER 0.00127 MIN NICKEL.



RECOMMENDED LAYOUT FOR 1.57 THICK BOARD  
 TOLERANCES NON-ACCUMULATIVE

BRASS, GOLD	5	NYLON, UL94V-0	WHITE	1-770186-1
BRASS, TIN	4	NYLON, UL94V-0	WHITE	1-770186-0
BRASS, GOLD	3	NYLON, UL94V-0	WHITE	770186-2
BRASS, TIN-LEAD	2	NYLON, UL94V-0	WHITE	770186-1
MATERIAL	FINISH	MATERIAL	COLOR	PART NO.

DIMENSIONS:		TOLERANCES UNLESS OTHERWISE SPECIFIED:		THIS DRAWING IS A CONTROLLED DOCUMENT.		DWN		08JUN05	
mm		0 PLC	± -	CHK	S CARPENTER	TE Connectivity			
		1 PLC	± -	APVD	R JONES	NAME			
		2 PLC	± 0.13	PRODUCT SPEC	R JONES	HEADER ASSEMBLY, 12 CKT, MINI UNIVERSAL MATE-N-LOK			
		3 PLC	± -	APPLICATION SPEC	R JONES	SIZE CAGE CODE DRAWING NO RESTRICTED TO			
		4 PLC	± -	WEIGHT		A2 00779 C=770186			
		ANGLES	± -	CUSTOMER DRAWING		SCALE 5:1 SHEET 1 of 1 REV M			
		FINISH	-						

单击下面可查看定价，库存，交付和生命周期等信息

[>>TE Connectivity\(泰科\)](#)