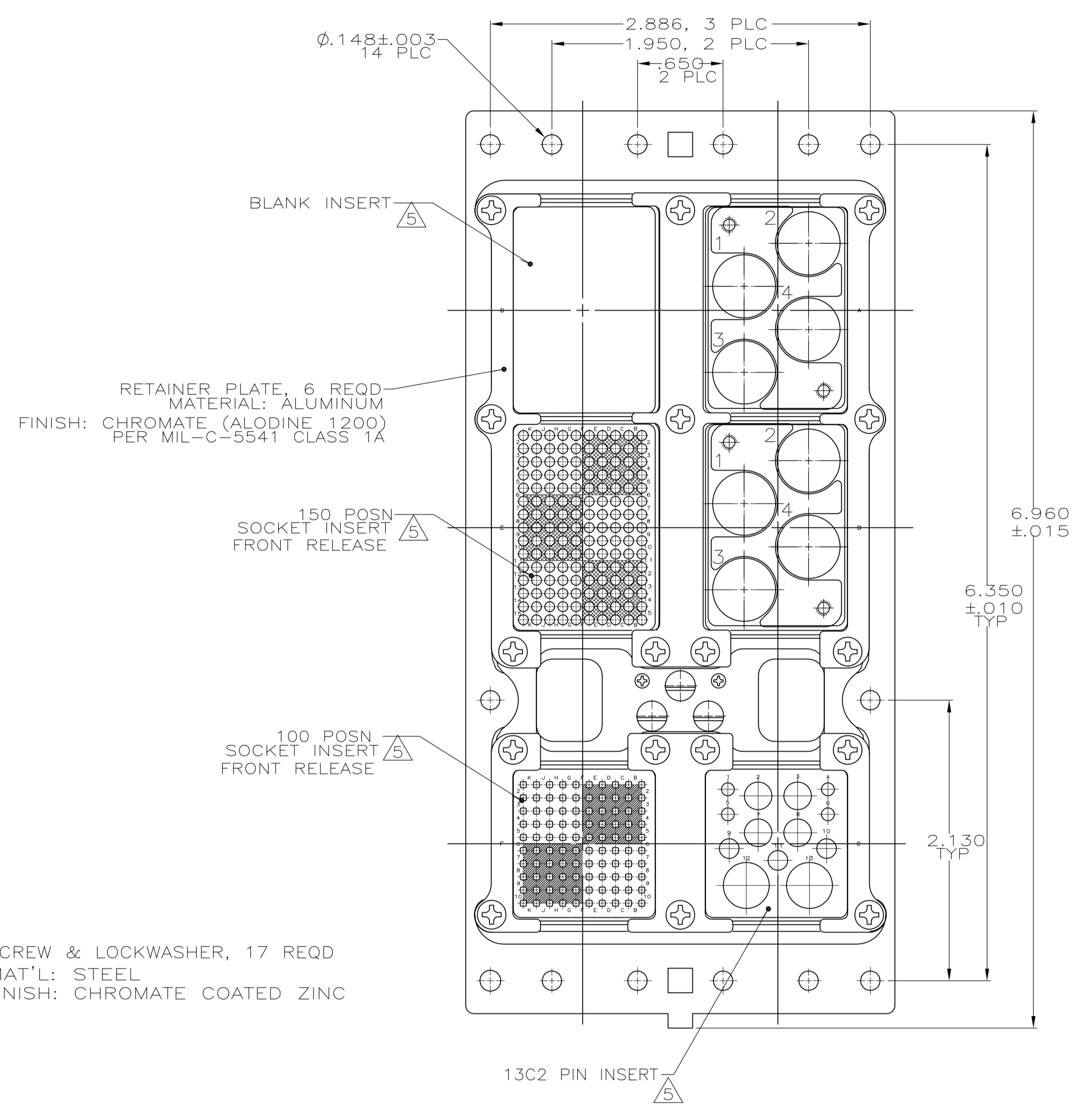
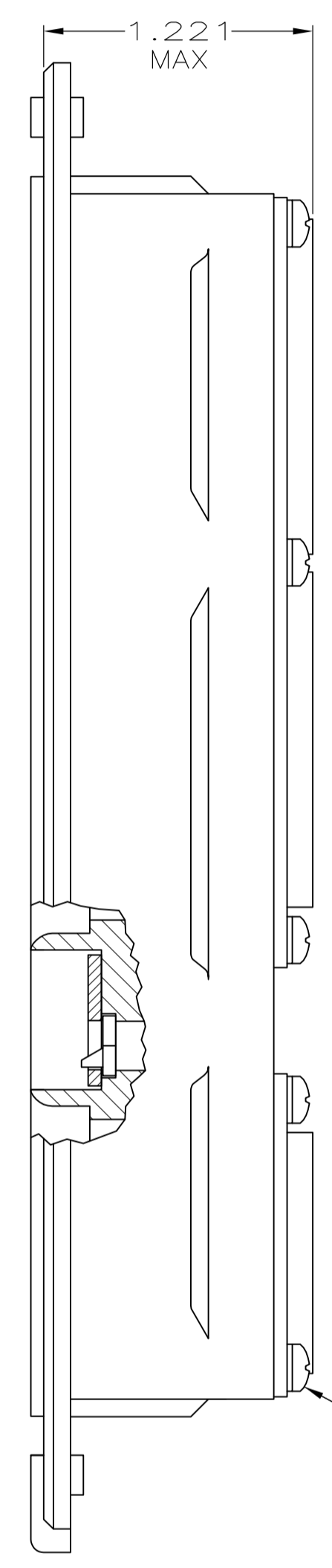
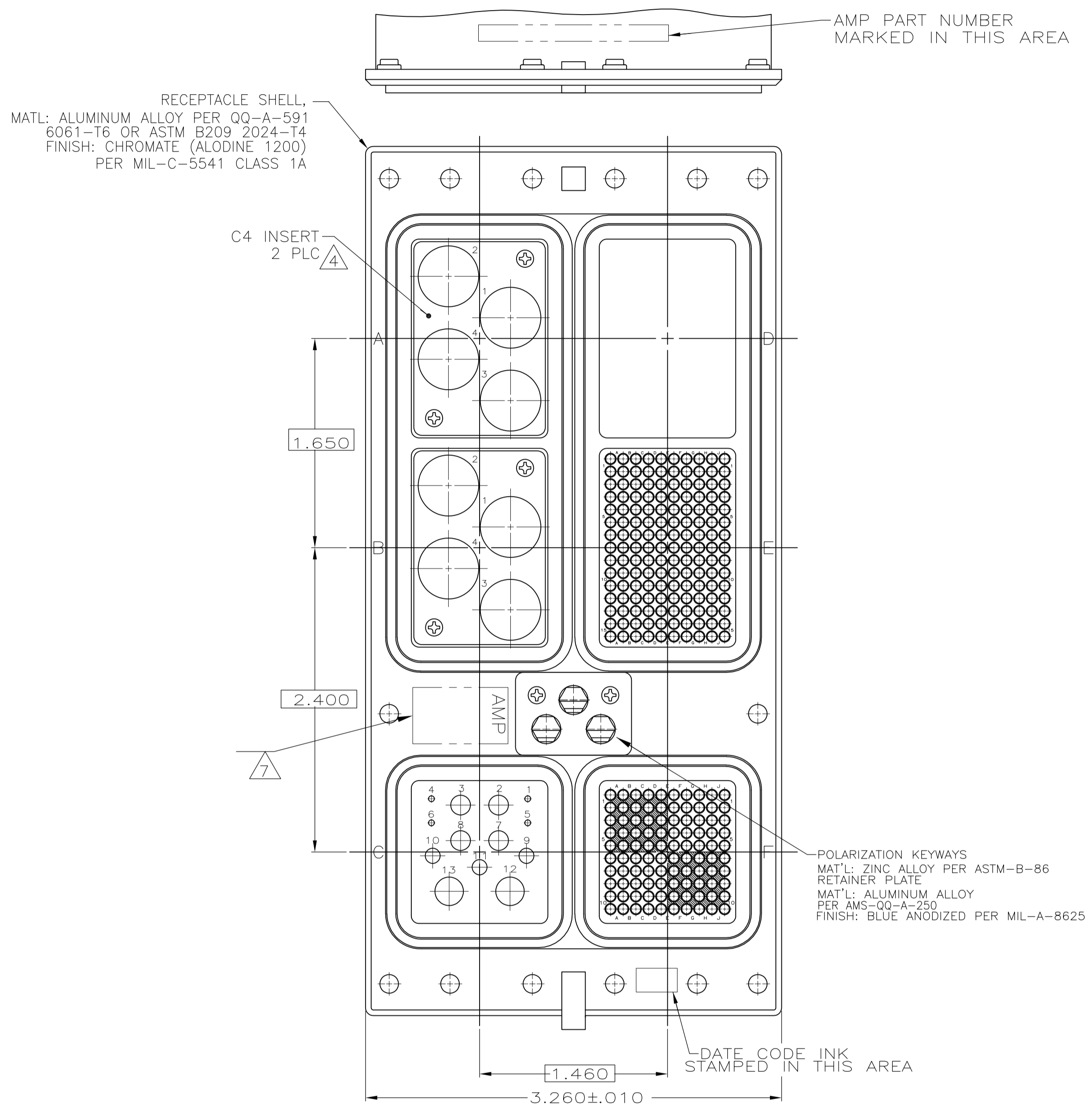


REVISIONS				
P	LTR	DESCRIPTION	DATE	BY
F	REV PER ECO	17-007041	5-16-17	CT EO



- CONTACTS ARE NOT INCLUDED WITH THIS CONNECTOR.
- POLARIZING KEYS ARE SHOWN IN POSITION "01" FOR ILLUSTRATION ONLY. CONNECTORS SHIPPED WITH KEYING PER ORDERING INSTRUCTIONS.
- THE C4 INSERT BACKUP PLATES AND SCREWS ARE INCLUDED IN A BAG WITHIN THE CONNECTOR PACKAGE.
- INSERT MATERIAL: DIE CAST ALUMINUM PER ASTM-B-85. INSERT FINISH: CHROMATE PER MIL-C-5541
- INSERT MATERIAL: THERMOSET PLASTIC OR POLYPHENYLENE SULFIDE PER MIL-M-24519.
- ALL CONTACT CAVITIES IN MODULES E & F TO BE LOCATED WITHIN .006 TRUE POSITION DIA. ALL CONTACT CAVITIES IN MODULES A, B & C TO BE LOCATED WITHIN .020 TRUE POSITION DIA.
- TE LOGO APPEARS IN THIS APPROXIMATE LOCATION ON MACHINED FROM BILLET SHELLS.
- ASSEMBLY SHOWN WITH DIE CAST SHELL. ASSEMBLIES WITH MACHINED SHELLS MAY VARY SLIGHTLY IN APPEARANCE.

445718-8
445718-1
PART NUMBER

THIS DRAWING IS A CONTROLLED DOCUMENT.		DIN C.C.THOMAS 12-18-00		TE Connectivity																													
DIMENSIONS: INCHES		TOLERANCES UNLESS OTHERWISE SPECIFIED:		NAME																													
<table border="1"> <tr><td>0 PLC</td><td>± -</td></tr> <tr><td>1 PLC</td><td>± -</td></tr> <tr><td>2 PLC</td><td>± -</td></tr> <tr><td>3 PLC</td><td>± .005</td></tr> <tr><td>4 PLC</td><td>± -</td></tr> <tr><td>ANGLES</td><td>± -</td></tr> </table>		0 PLC	± -	1 PLC	± -	2 PLC	± -	3 PLC	± .005	4 PLC	± -	ANGLES	± -	<table border="1"> <tr><td>APVD</td><td>S. GLATFELTER</td></tr> <tr><td>DATE</td><td>12-18-00</td></tr> <tr><td>PRODUCT SPEC</td><td></td></tr> <tr><td>APPLICATION SPEC</td><td></td></tr> </table>		APVD	S. GLATFELTER	DATE	12-18-00	PRODUCT SPEC		APPLICATION SPEC		<table border="1"> <tr><td>SIZE</td><td>A1</td></tr> <tr><td>CAGE CODE</td><td>00779</td></tr> <tr><td>DRAWING NO</td><td>445718</td></tr> <tr><td>RESTRICTED TO</td><td></td></tr> </table>		SIZE	A1	CAGE CODE	00779	DRAWING NO	445718	RESTRICTED TO	
0 PLC	± -																																
1 PLC	± -																																
2 PLC	± -																																
3 PLC	± .005																																
4 PLC	± -																																
ANGLES	± -																																
APVD	S. GLATFELTER																																
DATE	12-18-00																																
PRODUCT SPEC																																	
APPLICATION SPEC																																	
SIZE	A1																																
CAGE CODE	00779																																
DRAWING NO	445718																																
RESTRICTED TO																																	
MATERIAL SEE CALLOUTS		FINISH SEE CALLOUTS		WEIGHT 0.000000																													
		CUSTOMER DRAWING		SCALE 1:1 SHEET 1 OF 1 REV F																													

单击下面可查看定价，库存，交付和生命周期等信息

[>>TE Connectivity\(泰科\)](#)