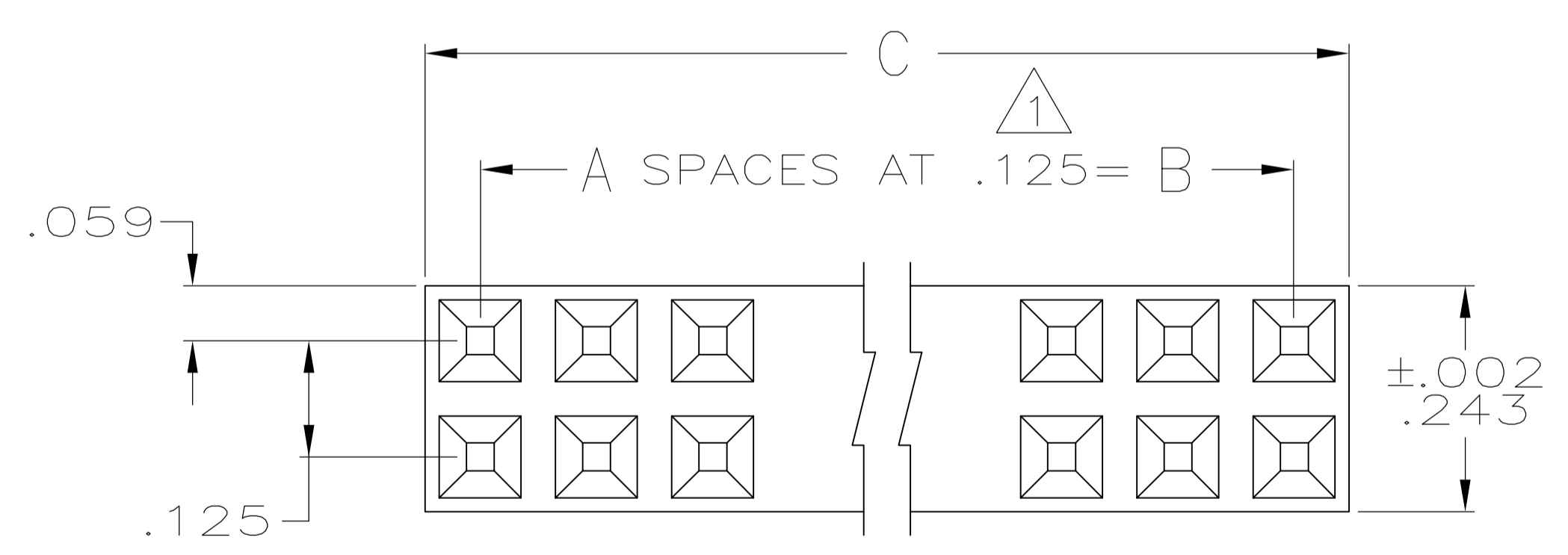
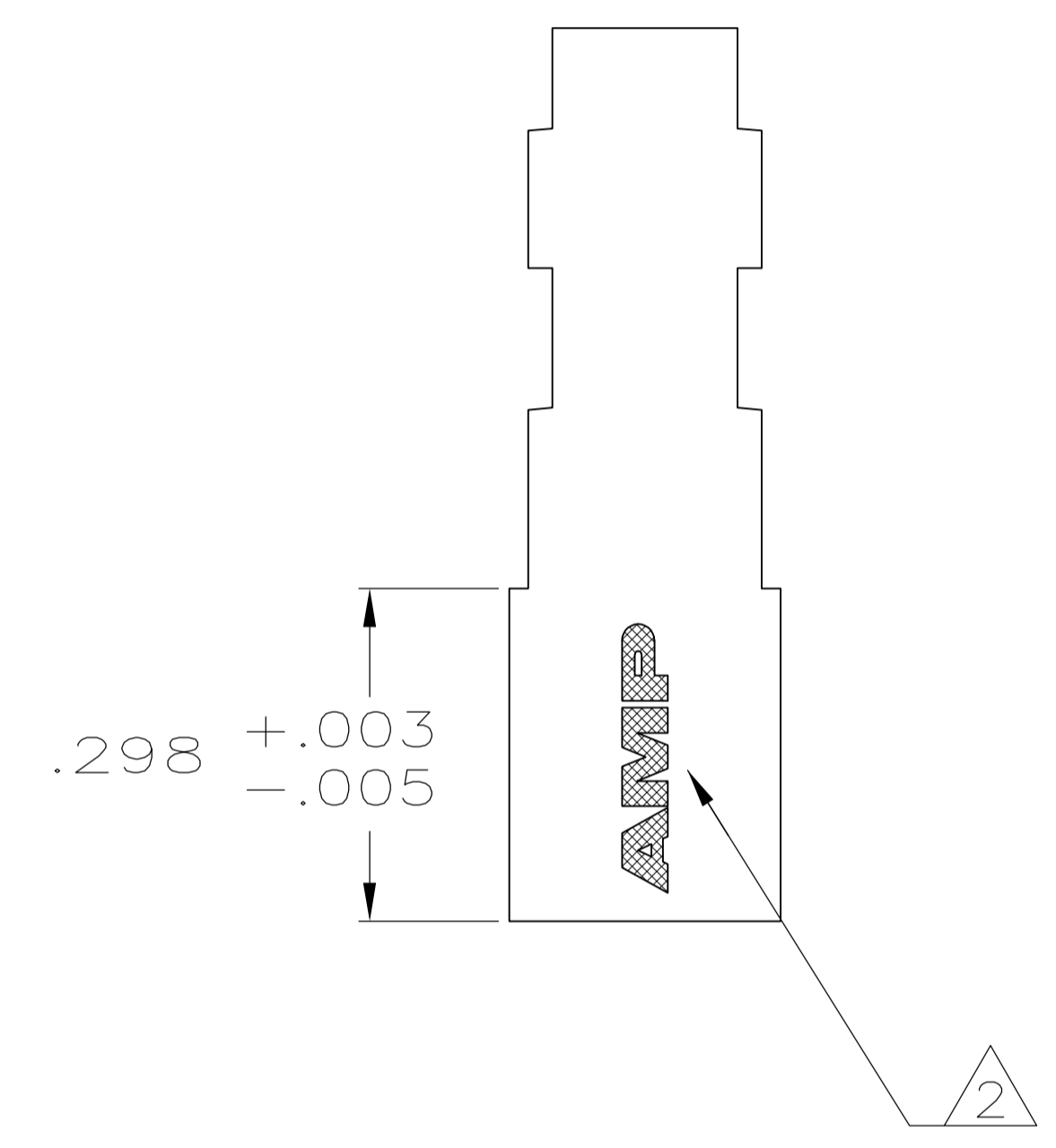
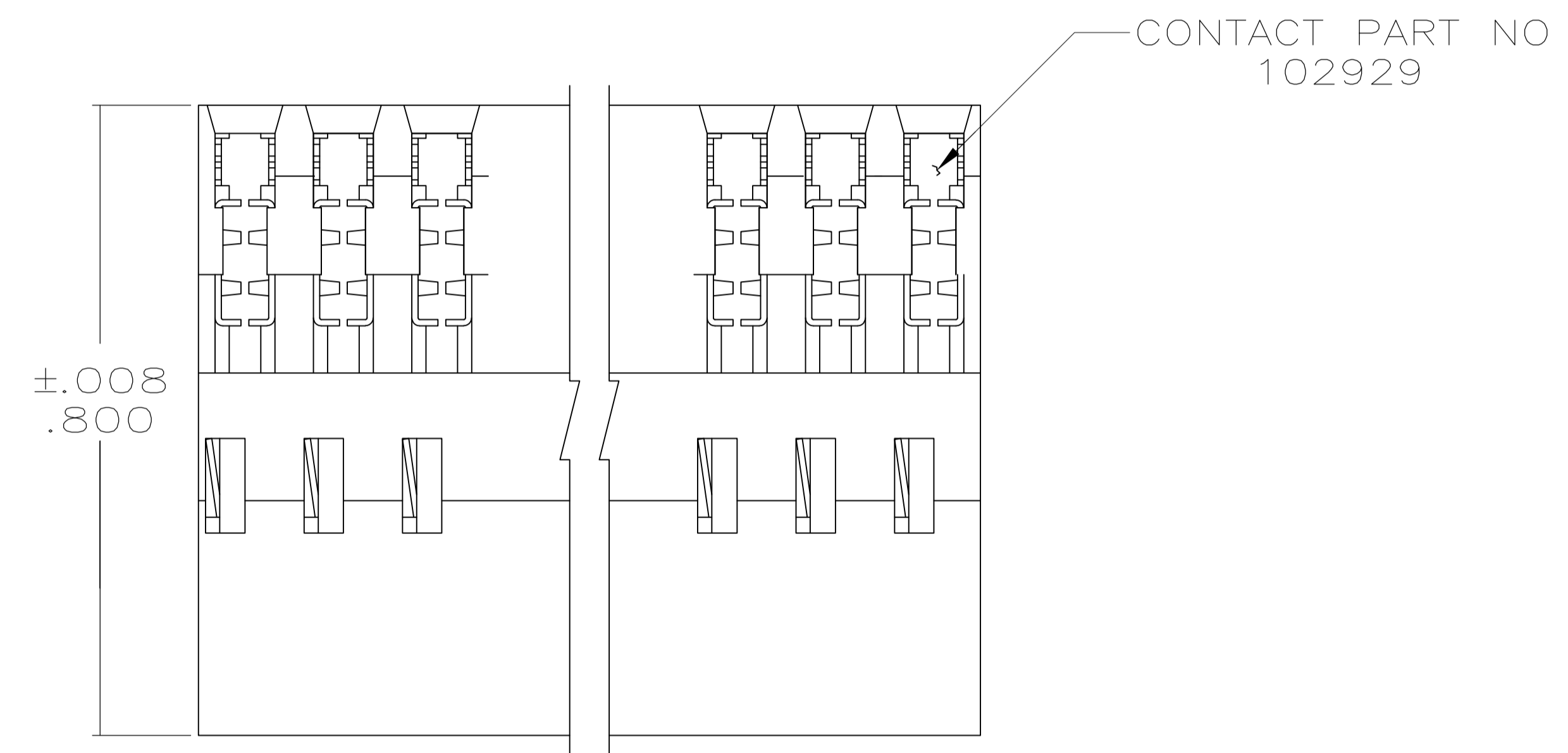


- ① CAVITY LOCATION DIMENSIONS INCREASE IN INCREMENTS OF .125 - TOLERANCE NON-CUMULATIVE
- ② AMP LOGO MOLDED IN APPROXIMATE AREA SHOWN.
- ③ .000050 GOLD IN CONTACT AREA, .000100-.000200 TIN ON THE TERMINATION AREA, ALL OVER .000050 NICKEL
- ④ .000030 GOLD IN CONTACT AREA, .000100-.000200 TIN ON THE TERMINATION AREA, ALL OVER .000050 NICKEL.



REMARKS	FINISH	C	B	A	NO OF POSN	ASSEMBLY PART NUMBER
	④	1.868	1.750	14	30	5-5102935-7
	③	2.493	2.375	19	40	3-5102935-6
	③	1.993	1.875	15	32	2-5102935-8
	③	1.493	1.375	11	24	1-5102935-9
	③	1.243	1.125	7	20	1-5102935-6
	③	.993	.875	9	16	1-5102935-2
	③	.743	.625	5	12	5102935-8
	③	.618	.500	4	10	5102935-6
	③	.493	.375	3	8	5102935-4
	③	.368	.250	2	6	5102935-2

THIS DRAWING IS A CONTROLLED DOCUMENT.

DWG: S. BURKHOLDER 04OCT2004
 CHK: M. YEOMANS 22NOV04
 APP'D: M. YEOMANS 22NOV04
 NAME: RECEPTACLE ASSY, LEVEL V
 DOUBLE ROW, .125 x .125 CL
 #22 - #26 Gage, LEAD FREE

DIMENSIONS: INCHES
 TOLERANCES UNLESS OTHERWISE SPECIFIED:
 0. PLC ± -
 1. PLC ± -
 2. PLC ± -
 3. PLC ± -
 4. PLC ± -
 ANGLES ± -

MATERIAL: - FINISH: -
 WEIGHT: -
 SCALE: 4:1 SHEET 1 OF 1 REV D2

CUSTOMER DRAWING
 SIZE: A1
 CAGE CODE: 00779
 DRAWING NO: 5102935

单击下面可查看定价，库存，交付和生命周期等信息

[>>TE Connectivity\(泰科\)](#)