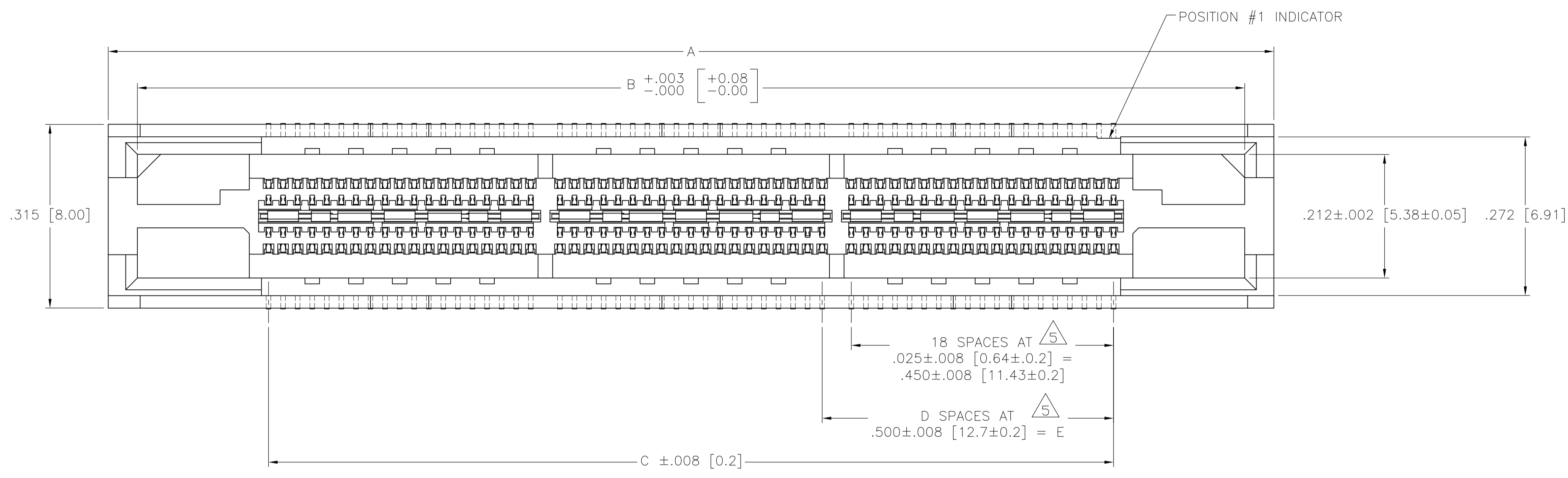
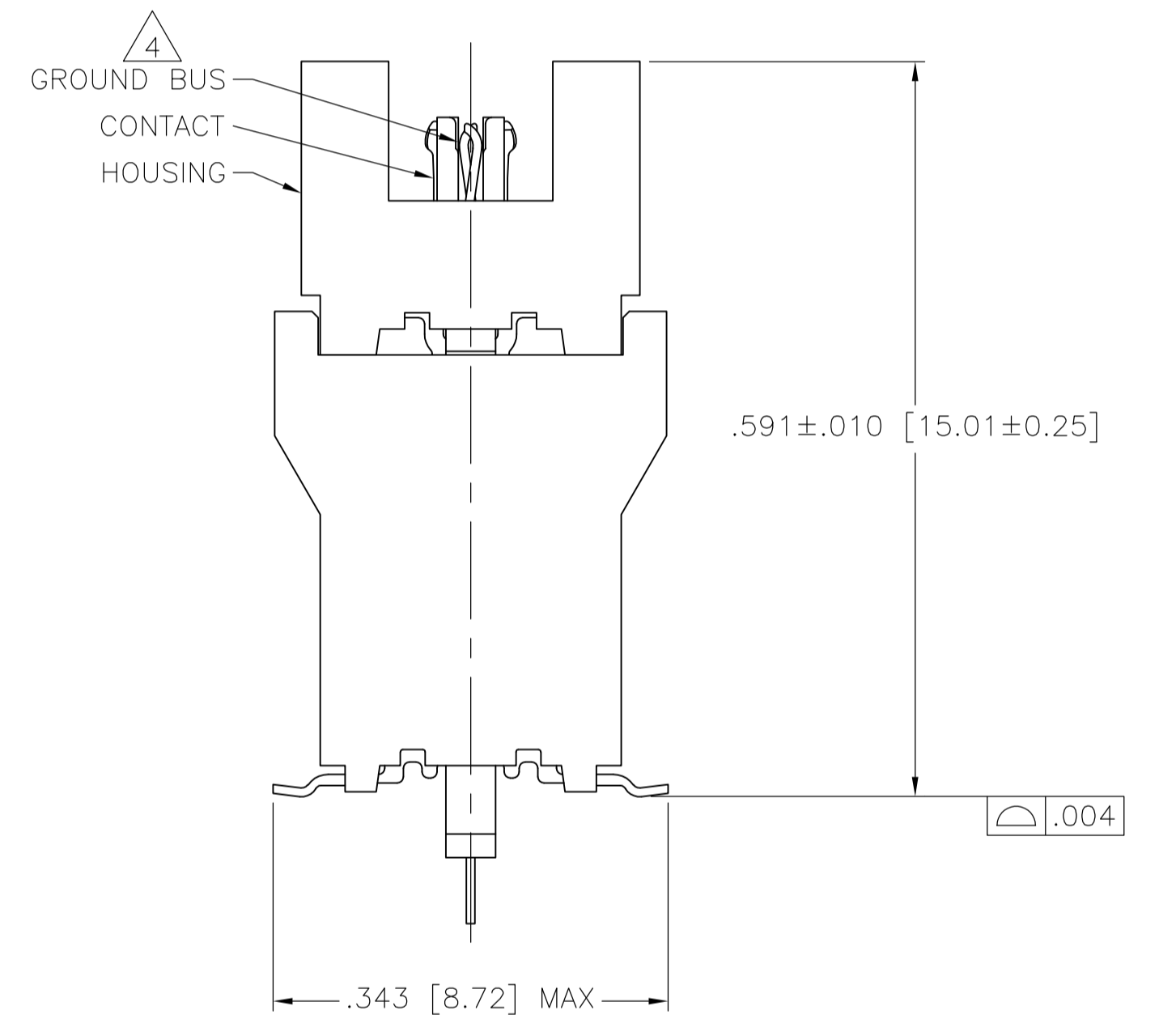
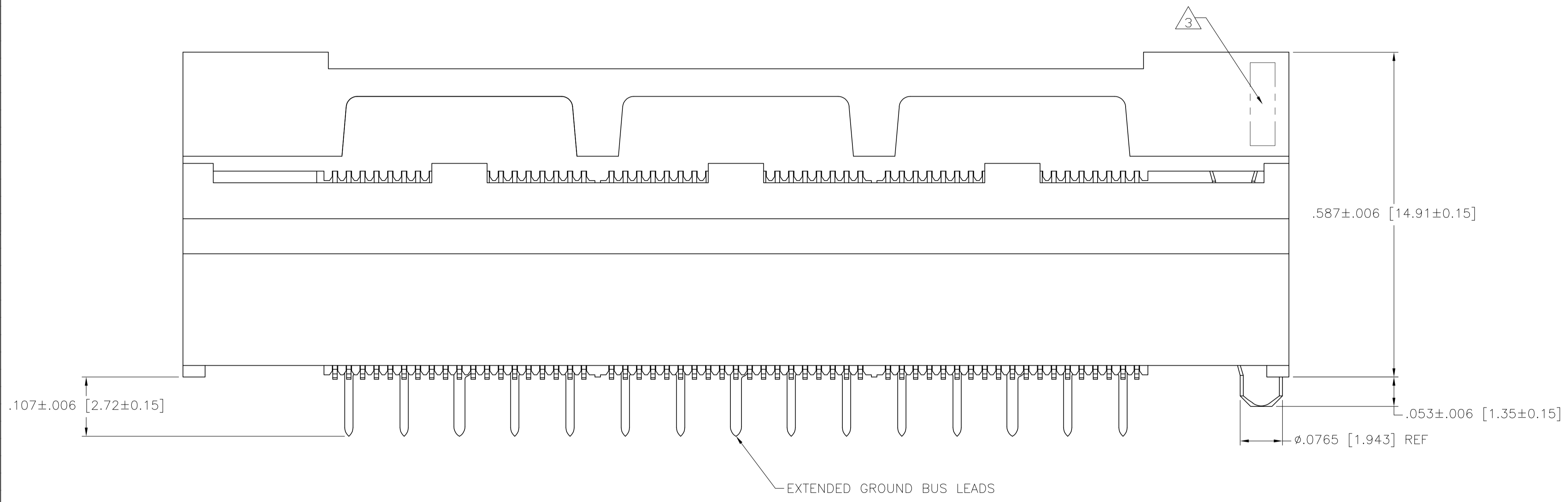


LOC		DIST		REVISIONS			
F	LTR	DESCRIPTION	DATE	DN	APVD		
B		REVISED PER ECO-08-009495	30JUN08	DH	DD		
B1		REVISED PER ECO-09-007900	31MAR09	AEG	DD		



- $\triangle 1$  HOUSING: LIQUID CRYSTAL POLYMER, BLACK.  
CONTACTS: HIGH RELIABILITY COPPER ALLOY.  
GROUND BUSES: PHOSPHOR BRONZE ALLOY, UNS C51100.
- $\triangle 2$  CONTACTS & GROUND BUSES: NICKEL UNDERPLATE ALL OVER, MATING SURFACE PLATED TO MEET LEVEL 2 PERFORMANCE REQUIREMENTS OF TE PRODUCT SPECIFICATION 108-1422, SOLDER TAILS PLATED MATTE TIN.
- $\triangle 3$  DATE CODE MARKED IN AREA INDICATED ON SIDE OPPOSITE POSITION #1.
- $\triangle 4$  ONE GROUND BUS WITH 5 TAILS PER EACH MODULE.
- $\triangle 5$  TOLERANCE NON-ACCUMULATIVE.
- $\triangle 6$  FOR SLIP-FIT APPLICATIONS, ORIENTATION HOLE TO BE  $\phi .079 \pm \begin{matrix} \phi 2.00 \pm 0.03 \end{matrix}$ .
- $\triangle 7$  FOR CONNECTORS OF 190 POSITIONS AND LARGER, THE CONNECTORS INTEGRAL GROUND BUS RETENTION FEATURE COMPENSATES FOR INHERENT BOW IN THE HOUSING. ONCE THE CONNECTOR IS PLACED ON THE PCB, COPLANARITY IS HELD GO 0.1  $\begin{matrix} 0.04 \end{matrix}$ .
- $\triangle 8$  PRELIMINARY - NOT RELEASED FOR PRODUCTION.



SEE SHEET 2 FOR RECOMMENDED PC BOARD LAYOUT AND PACKAGING DETAIL

$\triangle 8$	NO	4.724 [120]	3.000 [76.2]	6	3.450 [87.63]	3.900 [99.06]	4.000 [101.6]	266	1-5767145-4
$\triangle 8$	NO	4.724 [120]	2.500 [63.5]	5	2.950 [74.93]	3.400 [86.36]	3.500 [88.9]	228	1-5767145-3
$\triangle 8$	NO	4.094 [104]	2.000 [50.8]	4	2.450 [62.23]	2.900 [73.66]	3.000 [76.2]	190	1-5767145-2
	NO	3.465 [88]	1.500 [38.1]	3	1.950 [49.53]	2.400 [60.96]	2.500 [63.5]	152	1-5767145-1
	NO	2.835 [72]	1.000 [25.4]	2	1.450 [36.83]	1.900 [48.26]	2.000 [50.8]	114	1-5767145-0
$\triangle 8$	NO	2.205 [56]	.500 [12.7]	1	.950 [24.13]	1.400 [35.56]	1.500 [38.1]	76	5767145-9
$\triangle 8$	NO	1.732 [44]	.000 [0]	0	.450 [11.43]	.900 [22.86]	1.000 [25.4]	38	5767145-8
$\triangle 8$	YES	4.724 [120]	3.000 [76.2]	6	3.450 [87.63]	3.900 [99.06]	4.000 [101.6]	266	5767145-7
$\triangle 8$	YES	4.724 [120]	2.500 [63.5]	5	2.950 [74.93]	3.400 [86.36]	3.500 [88.9]	228	5767145-6
$\triangle 8$	YES	4.094 [104]	2.000 [50.8]	4	2.450 [62.23]	2.900 [73.66]	3.000 [76.2]	190	5767145-5
	YES	3.465 [88]	1.500 [38.1]	3	1.950 [49.53]	2.400 [60.96]	2.500 [63.5]	152	5767145-4
	YES	2.835 [72]	1.000 [25.4]	2	1.450 [36.83]	1.900 [48.26]	2.000 [50.8]	114	5767145-3
	YES	2.205 [56]	.500 [12.7]	1	.950 [24.13]	1.400 [35.56]	1.500 [38.1]	76	5767145-2
$\triangle 8$	YES	1.732 [44]	.000 [0]	0	.450 [11.43]	.900 [22.86]	1.000 [25.4]	38	5767145-1
	VACUUM COVER INCLUDED	F	E	D	C	B	A	NO OF POS	PART NUMBER

THIS DRAWING IS A CONTROLLED DOCUMENT.

DIMENSIONS: INCHES

TOLERANCES UNLESS OTHERWISE SPECIFIED:

0 PLC	±	-
1 PLC	±	-
2 PLC	±	-
3 PLC	±	.005 [0.13]
4 PLC	±	-
ANGLES	±	-

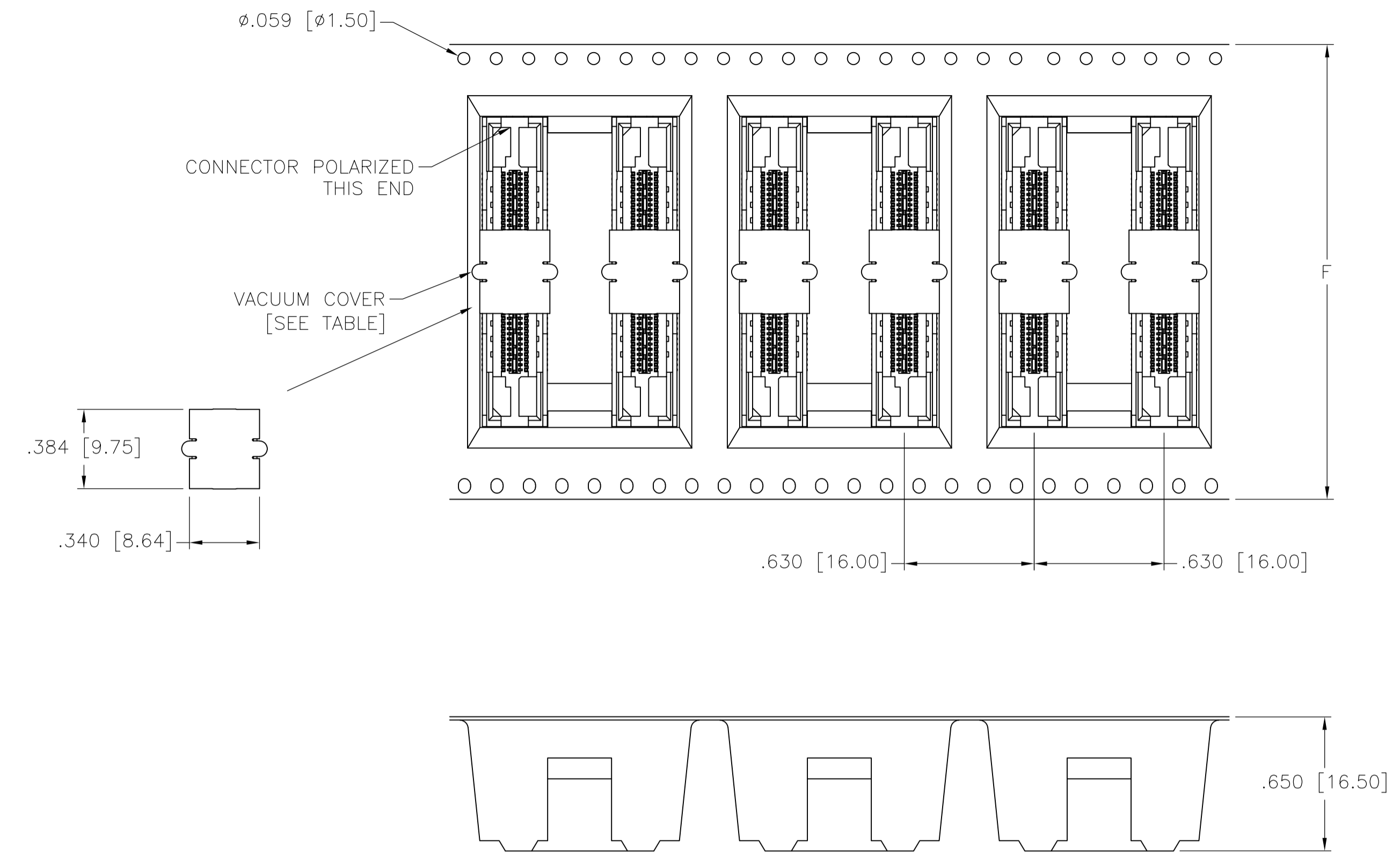
MATERIAL  $\triangle 1$  FINISH  $\triangle 2$

THIS DRAWING IS A CONTROLLED DOCUMENT. BIN L VARELA 28 OCT 04  
 CHK D DIXON 28 OCT 04  
 APVD D DIXON 28 OCT 04

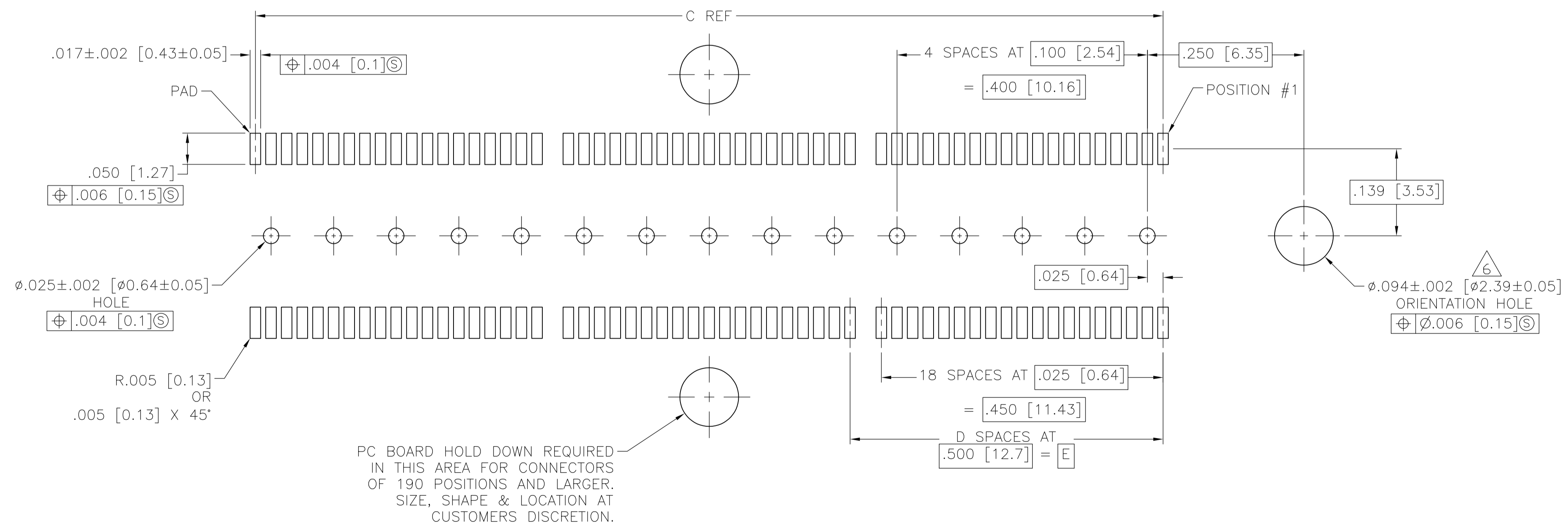
Tyco Electronics Corporation  
 Harrisburg, PA 17105-3608

RECEPTACLE ASSEMBLY, .355 [9.02]  
 VERTICAL, .025 [0.64] CL, GULL WING  
 LEADS, POCKET TAPE PACKAGED, MICTOR

SIZE CAGE CODE DRAWING NO RESTRICTED TO  
 WEIGHT -- A1 00779 C=5767145 --  
 CUSTOMER DRAWING SCALE 8:1 SHEET 1 OF 2 REV B1



PACKAGING DETAIL  $\triangle$   
 SCALE 2:1  
 DIMENSIONS ARE FOR REFERENCE



RECOMMENDED PC BOARD LAYOUT  
 (VIEWED FROM CONNECTOR SIDE)

THIS DRAWING IS A CONTROLLED DOCUMENT.		DIN L VARELA 28 OCT 04	Tyco Electronics Corporation Harrisburg, PA 17105-3608
DIMENSIONS: INCHES		CHK D DIXON 28 OCT 04	
TOLERANCES UNLESS OTHERWISE SPECIFIED:		APP'D D DIXON 28 OCT 04	NAME RECEPTACLE ASSEMBLY, .355 [9.02] VERTICAL, .025 [0.64] CL, GULL WING LEADS, POCKET TAPE PACKAGED, MICTOR
0 PLC ± - 1 PLC ± - 2 PLC ± - 3 PLC ± .005 [0.13] 4 PLC ± - ANGLES ± -		SIZE A1	RESTRICTED TO
MATERIAL		WEIGHT	CAGE CODE DRAWING NO 00779 C=5767145
		CUSTOMER DRAWING	SCALE 8:1 SHEET 2 OF 2 REV B1

单击下面可查看定价，库存，交付和生命周期等信息

[>>TE Connectivity\(泰科\)](#)