THIS DRAWING IS UNPUBLISHED. RELEASED FOR PUBLICATION -,- .
© COPYRIGHT - By - ALL RIGHTS RESERVED.

NICHT VERMASSTE KANTEN SIND NICHT MAßSTÄBLICH

ÄNDERUNGEN DIE DEM TECHNISCHEN FORTSCHRITT DIENEN, BEHALTEN WIR UNS VOR

REVISIONS

P	LTR	DESCRIPTION	DATE	DWN	APVD
	D	REVISED PER ECR-19-015552	09DEC2019	KD	FL
	D1	REVISED PER ECR-21-121338	25NOV2021	PJ	FL

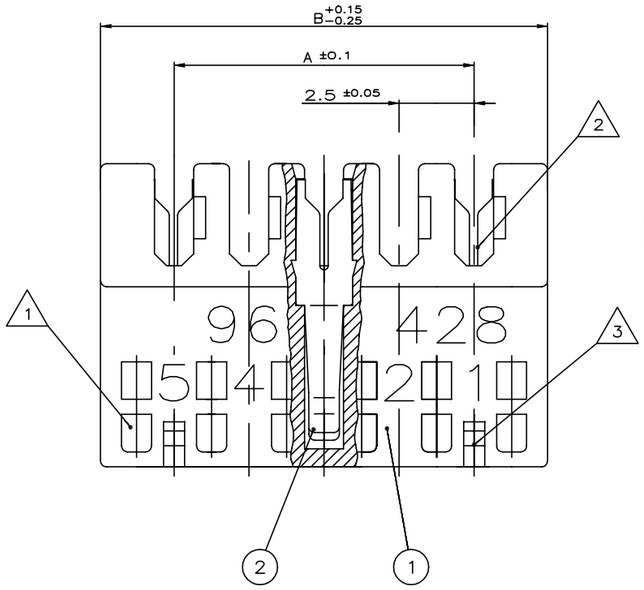

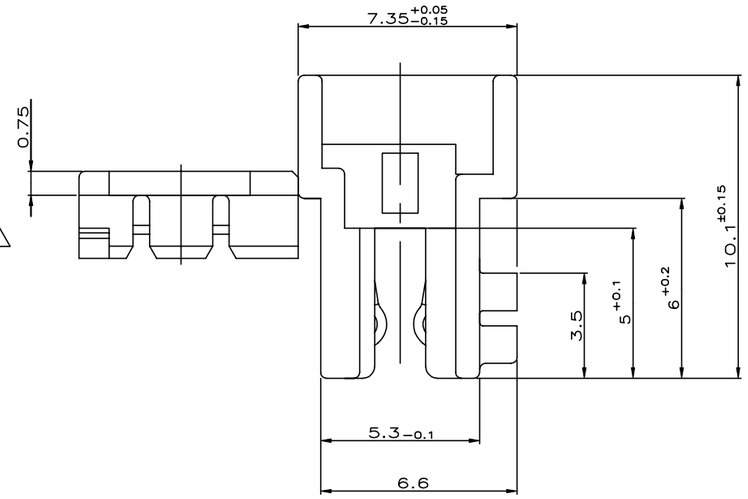

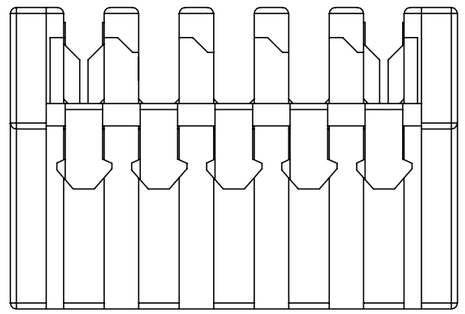

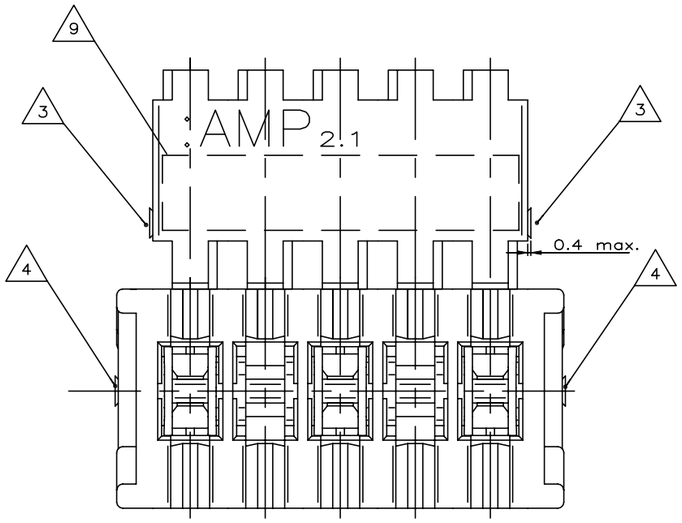

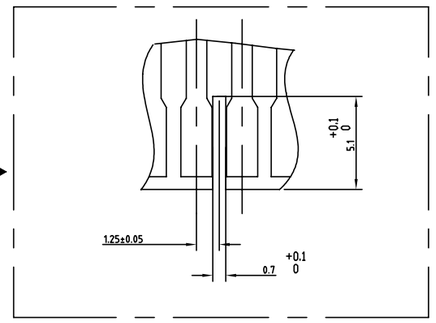

12 ALTERNATIVE RESIN PBT GF

11 PRELIMINARY – NOT RELEASED FOR PRODUCTION

10 POLARIZATION RIB BETWEEN CAVITIES. SEE TYPICAL POLARIZATION CUTOFF ON PCB ON THE RIGHT

9 COLOR CODE AREA, STRAIGHT LINE (PERMISSIBLE METHOD: PERMANENT INK PEN)

8 PBT GF, COLOR NATURAL, UL94–V0 & GWEPT 750°C NO FLAME

7 PBT GF, COLOR GRAY,

6 PASSENDE GEGENSTECKER:
–TABWANNE SIEHE ZEICHNUNG 1971921 AND EQUIVALENT;
–LEITERKARTENANSCHLUSS MIT RAHMEN SIEHE ZEICHNUNG 964 575
–LEITERKARTENANSCHLUSS OHNE RAHMEN SIEHE SPEZIFIKATION 108–18056

MATING PARTS:
–TABHEADER SEE DRAWING NO.1971921 AND EQUIVALENT;
–PCB APPLICATION WITH FRAME SEE DRAWING 964 575
–PCB APPLICATION WITHOUT FRAME SEE SPECIFICATION 108–18056

5 X ... Kammer mit Kontakt bestückt
o ... Kammer ohne Kontakt
X ... CAVITY LOADED WITH CONTACT
O ... CAVITY WITHOUT CONTACT

4 SCHNITTBEREICH DURCH HERSTELLUNGSPROZEß
CUTTING AEREA FROM PRODUCING PROCESS

3 RASTMÖGLICHKEIT FüR INNENVERRASTUNG AUF ANFRAGE
LOCKING FEATURE FOR INTERIOR LOCKING BY REQUEST

2 DRAHTGRÖß ENBEREICH, DGB I (7×Ø0.2mm=0.22mm², 12×ø.2mm=0.35mm²).
SIEHE VERARBEITUNGSANWEISUNG 114–18049
WIRE RANGE, DGB I (7×ø.2mm=0.22mm², 12×ø.2mm=0.35mm²).
SEE APPLICATION SPECIFICATION 114–18049

1 KODIERRIPPEN; SCHNEIDEN AUF DER VERARBEITUNGSMASCHINE MöGLICH.
KEYING RIBS; CUTTING WITH THE TERMITATION MACHINE POSSIBLE

COLOR CODE 9	20	19	18	17	16	15	14	13	12	11	10	9	8	7	6	5	4	3	2	1	POLARIZ. RIB POS. 10	POS.	DIM A	DIM B	TE P/N 7	TE P/N 8	TE P/N 12
Kammerbestückung (CAVITIES LOADED) 5																											
-	X	X	X	X	X	X	X	o	X	X	X	X	X	o	X	o	X	X	o	X	–	20	47.5	52.4	11 3-966481-0	1-2311506-0	11 3-2402970-0
	X	X	X	X	X	X	X	o	X	X	X	X	X	o	X	o	X	X	o	X	8/9	20	47.5	52.4	11 5-966481-0	–	–
		X	o	X	o	X	o	X	o	X	o	X	o	X	o	X	o	X	o	X	–	19	45.0	49.9	3-966481-9	2311506-9	11 3-2402970-9
			X	o	X	X	X	X	X	o	X	o	X	o	X	o	X	X	o	X	7/8	18	42.5	47.4	11 5-966481-8	–	–
				X	o	X	o	X	o	X	o	X	o	X	o	X	o	X	o	X	–	17	40.0	44.9	3-966481-7	2311506-7	11 3-2402970-7
																					–	16	37.5	42.4	–	–	–
						X	o	X	o	X	o	X	o	X	o	X	o	X	o	X	7/8	15	35.0	39.9	11 4-966481-5		
						X	o	X	o	X	o	X	o	X	o	X	o	X	o	X	–	15	35.0	39.9	3-966481-5	–	11 3-2402970-5
																					–	14	32.5	37.4	–	–	–
								X	o	X	o	X	o	X	o	X	o	X	o	X	–	13	30.0	34.9	3-966481-3	1-2311506-3	11 3-2402970-3
																					–	12	27.5	32.4	–	–	–
										X	o	X	o	X	o	X	o	X	o	X	–	11	25.0	29.9	3-966481-1	3-2311506-1	11 3-2402970-1
																					–	10	22.5	27.4	–	–	–
												X	o	X	o	X	o	X	o	X	–	9	20.0	24.9	3-966480-9	4-2311505-9	11 3-2403114-9
																					–	8	17.5	22.4	–	–	–
														X	o	X	o	X	o	X	–	7	15.0	19.9	5-966480-7	4-2311505-7	–
														X	o	X	X	X	o	X	–	7	15.0	19.9	4-966480-7	3-2311505-7	–
														X	o	X	o	X	o	X	–	7	15.0	19.9	3-966480-7	5-2311505-7	11 3-2403114-7
																X	X	o	X	o	2/3	6	12.5	17.4	11 5-966480-6	–	–
																X	o	X	X	X	–	6	12.5	17.4	4-966480-6	–	–
																X	X	X	X	o	–	6	12.5	17.4	3-966480-6	–	11 3-2403114-6
																X	X	o	X	o	–	6	12.5	17.4	2-966480-6	3-2311505-6	–
																	X	o	X	X	–	5	10.0	14.9	4-966480-5	5-2311505-5	–
																	X	o	X	o	–	5	10.0	14.9	3-966480-5	6-2311505-5	11 3-2403114-5
																					–	4	7.5	12.4		–	–
																			o	X	–	3	5.0	9.9	3-966480-3	6-2311505-3	11 3-2403114-3

ZEICHNUNG GüLTIG AB .....

BESTELL-NR.	POS.	STüCK	BENENNUNG EINZELTEIL	WERKSTOFF	OBERFLÄCHE / FARBE
SIEHE TABELLE	2	–	KONTAKT	CuSn	VORVERZINNT
SEE TABLE	1	–	FEDERLEISTENGEHäUSE	SIEHE TABELLE	SIEHE TABELLE

THIS DRAWING IS A CONTROLLED DOCUMENT.

DIMENSIONS: mm

TOLERANCES UNLESS OTHERWISE SPECIFIED:
0 PLC ± –
1 PLC ± 0.2
2 PLC ± –
3 PLC ± –
4 PLC ± –
ANGLES ± 1°

MATERIAL –
FINISH –

DWN SCHNAUBELT 08.06.94
CHK BORMUTH 08.06.94
APVD –
PRODUCT SPEC –
APPLICATION SPEC 114–18049–1
WEIGHT

TE Connectivity

NAME AMP DUOPLUG 2.5™ FEMALE CONNECTOR 3–20 POSITION, DGB I, SELECTIV LOADED
AMP DUOPLUG 2.5™ Federleista, 3–20 polig, DGB I selektiv bestueckt

SIZE	CAGE CODE	DRAWING NO	RESTRICTED TO
A1	00779	C-966480	–

CUSTOMER DRAWING | SCALE 10:1 | SHEET 1 OF 1 | REV D1

4805 (1/15)

Downloaded From Oneyac.com

单击下面可查看定价，库存，交付和生命周期等信息

>>TE Connectivity(泰科)

Downloaded From Oneyac.com