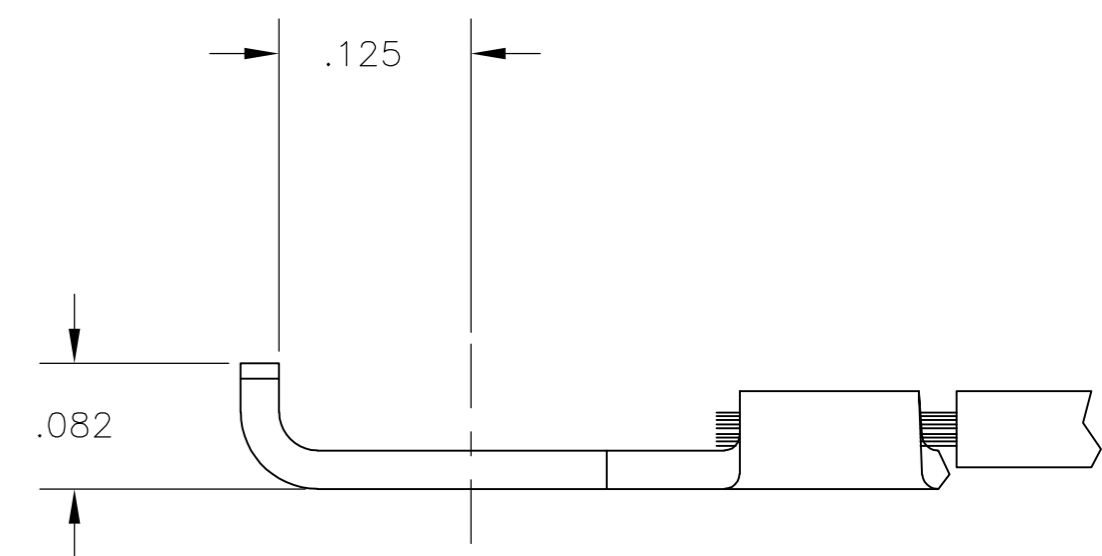
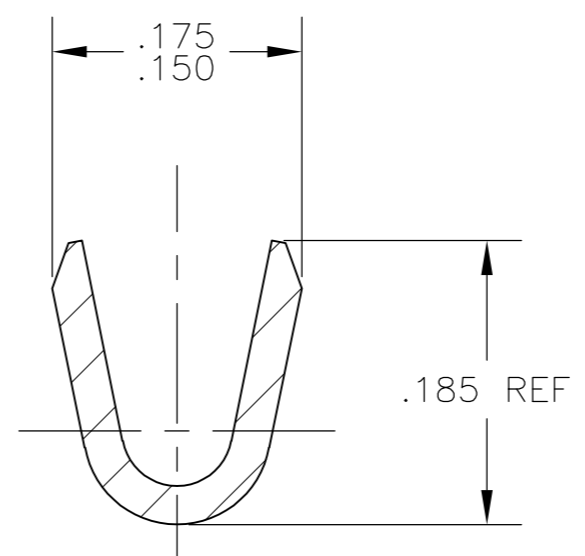
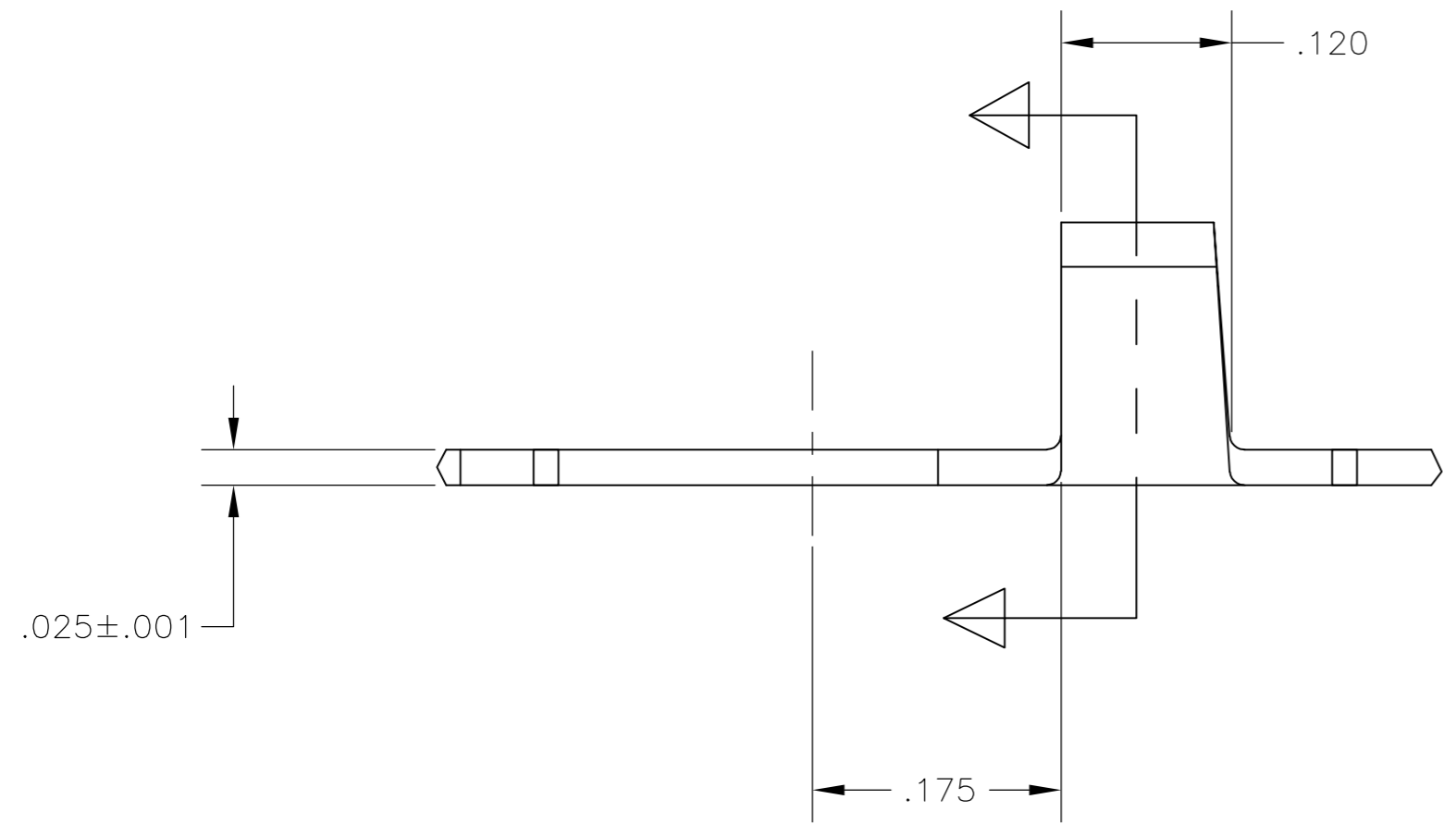
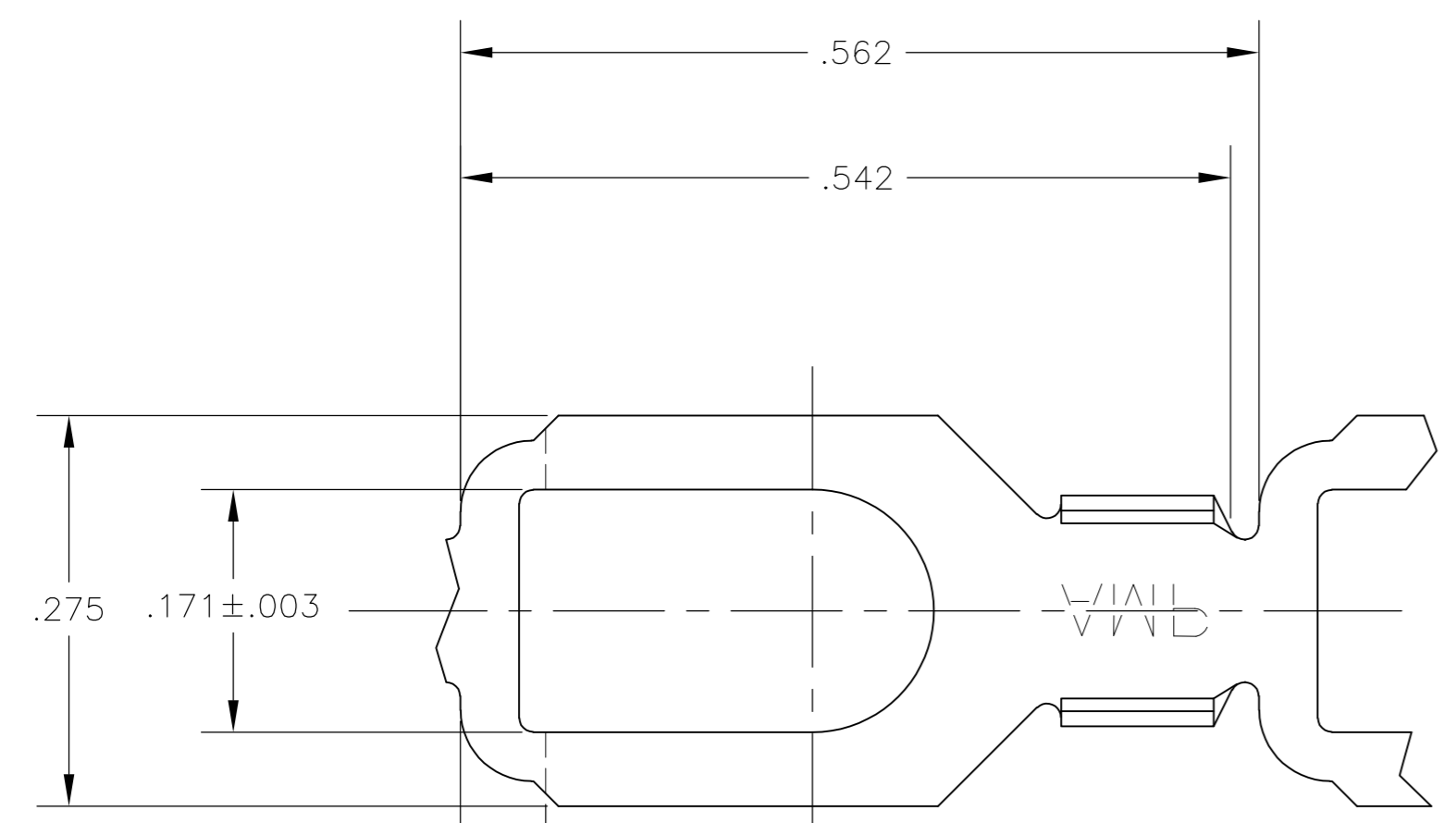


THIS DRAWING IS UNPUBLISHED. RELEASED FOR PUBLICATION
 © COPYRIGHT BY TYCO ELECTRONICS CORPORATION. ALL RIGHTS RESERVED.

LOC		DIST		REVISIONS			
P	LTR	DESCRIPTION	DATE	DWN	APVD		
AF	50	J	REVIS PER ECR-10-006099	06JUL10	HMR	PD	



FLANGED IN APPLICATOR $\triangle 2$

- FOR NEW APPLICATIONS SEE PREFERRED MODERNIZED DESIGN 42320 GROUP AND 42321 GROUP.
- $\triangle 2$ SUFFIX LETTER MUST BE USED ONLY WHEN ORDERING APPLICATOR TOOLING.
- CONTINUOUS STRIP ON REELS.
- $\triangle 4$ REDUCED PACKAGE QUANTITY.
- $\triangle 5$ PRELIMINARY - NOT FOR PRODUCTION.

$\triangle 2$ FLANGED PART NUMBER	WIRE RANGE	PART NUMBER
41473-1 A	18-14 AWG	$\triangle 4$ 41473-1 $\triangle 5$
41473 A	18-14 AWG	41473

THIS DRAWING IS A CONTROLLED DOCUMENT.		DWN 02APR2003 MICHAEL S. FEHER	Tyco Electronics Corporation Harrisburg, PA 17105-3608																		
DIMENSIONS: INCHES		CHK 02APR2003 DONALD F. DECKER	NAME																		
TOLERANCES UNLESS OTHERWISE SPECIFIED:		APVD 02APR2003 DONALD F. DECKER	PRODUCT SPEC																		
<table border="1"> <tr><td>0 PLC</td><td>±</td><td>-</td></tr> <tr><td>1 PLC</td><td>±</td><td>-</td></tr> <tr><td>2 PLC</td><td>±</td><td>-</td></tr> <tr><td>3 PLC</td><td>±</td><td>.010</td></tr> <tr><td>4 PLC</td><td>±</td><td>-</td></tr> <tr><td>ANGLES</td><td>±</td><td>1°</td></tr> </table>		0 PLC	±	-	1 PLC	±	-	2 PLC	±	-	3 PLC	±	.010	4 PLC	±	-	ANGLES	±	1°	APPLICATION SPEC	
0 PLC	±	-																			
1 PLC	±	-																			
2 PLC	±	-																			
3 PLC	±	.010																			
4 PLC	±	-																			
ANGLES	±	1°																			
MATERIAL 082 BRASS	FINISH TIN	WEIGHT -	SIZE A2	CAGE CODE 00779																	
CUSTOMER DRAWING		DRAWING NO C=41473		RESTRICTED TO -																	
SCALE 8:1		SHEET 1 OF 1		REV J																	

单击下面可查看定价，库存，交付和生命周期等信息

[>>TE Connectivity\(泰科\)](#)