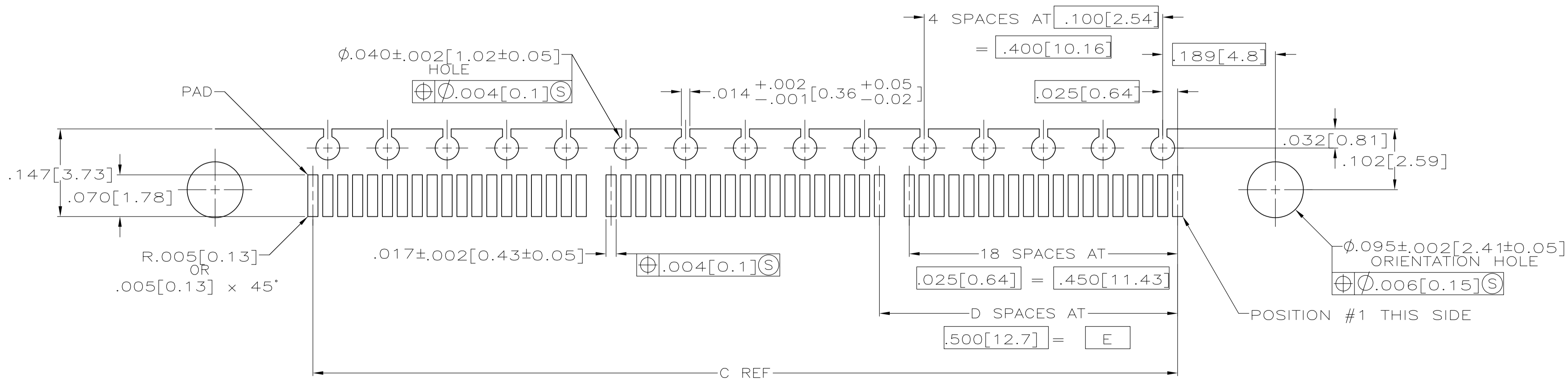
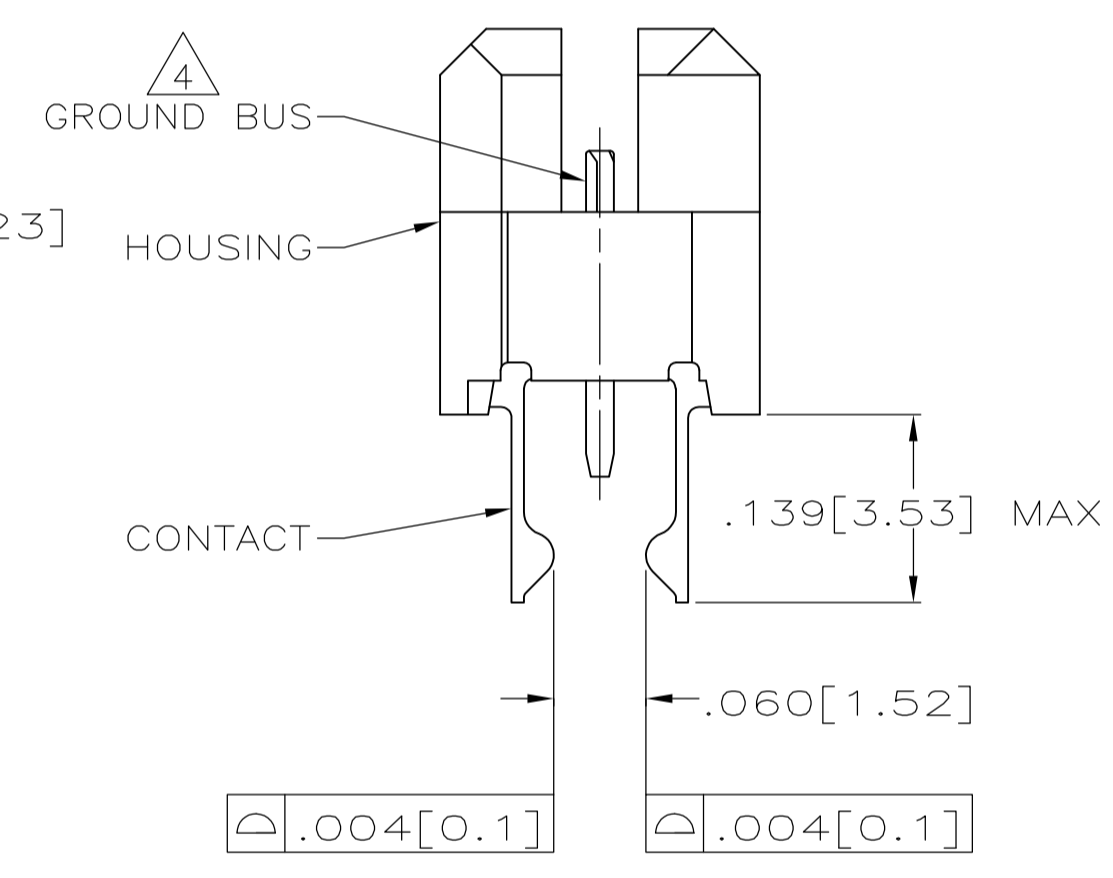
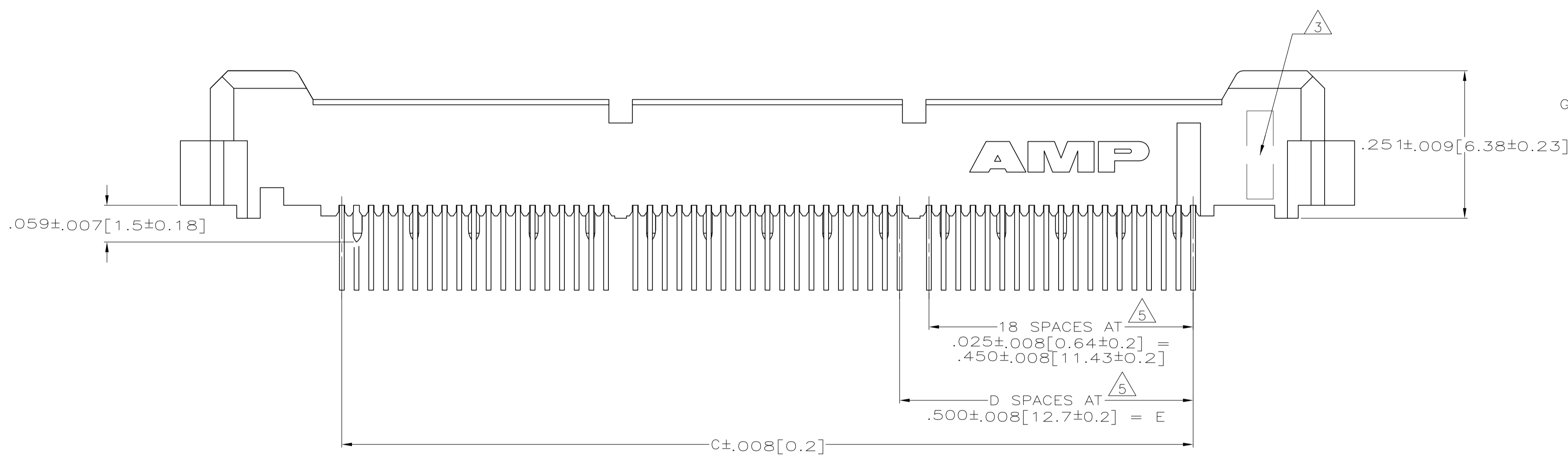


- 1 HOUSING: LIQUID CRYSTAL POLYMER, COLOR BLACK.  
CONTACTS: HIGH RELIABILITY COPPER ALLOY.  
GROUND BUSES: BRASS, UNS C26000
- 2 CONTACTS & GROUND BUSES: NICKEL UNDERPLATE ALL OVER,  
MATING SURFACE PLATED TO MEET LEVEL 1 PERFORMANCE  
REQUIREMENTS OF TE PRODUCT SPECIFICATION 108-1422,  
SOLDER TAILS PLATED TIN-LEAD.
- 3 DATE CODE MARKED IN AREA INDICATED ON SAME SIDE AS POSITION #1.
- 4 ONE GROUND BUS WITH 5 TAILS PER EACH MODULE.
- 5 TOLERANCE NON-ACCUMULATIVE.



RECOMMENDED PC BOARD LAYOUT  
(MIRROR IMAGE ON OPPOSITE SIDE)

3.000 [76.2]	6	3.450 [87.63]	3.898 [99]	4.000 [101.6]	266	767006-7
2.500 [63.5]	5	2.950 [74.93]	3.398 [86.31]	3.500 [88.9]	228	767006-6
2.000 [50.8]	4	2.450 [62.23]	2.898 [73.61]	3.000 [76.2]	190	767006-5
1.500 [38.1]	3	1.950 [49.53]	2.398 [60.91]	2.500 [63.5]	152	767006-4
1.000 [25.4]	2	1.450 [36.83]	1.898 [48.21]	2.000 [50.8]	114	767006-3
0.500 [12.7]	1	.950 [24.13]	1.398 [35.51]	1.500 [38.1]	76	767006-2
.000 [0]	0	.450 [11.43]	.898 [22.81]	1.000 [25.4]	38	767006-1
E	D	C	B	A	NO OF POS	PART NUMBER

THIS DRAWING IS A CONTROLLED DOCUMENT.		DIN J GERACE 18NOV97	TE Connectivity
DIMENSIONS: INCHES		CIK S STRICKLER 18NOV97	
TOLERANCES UNLESS OTHERWISE SPECIFIED:		APVD A MONK 18NOV97	NAME
0 PLC ± -	1 PLC ± -	PLUG ASSEMBLY, RIGHT ANGLE,	
2 PLC ± -	3 PLC ± .005(0.13)	.025[0.64] CENTER LINE,	
4 PLC ± -	ANGLES ± -	.062[1.57] PCB, MICTOR	
MATERIAL 1	FINISH 2	SIZE 114-13088	RESTRICTED TO
CUSTOMER DRAWING		WEIGHT -	SCALE 8:1
		DRAWING NO. 00779	SHEET 1 OF 1
		REV 767006	REV Z1

单击下面可查看定价，库存，交付和生命周期等信息

[>>TE Connectivity\(泰科\)](#)