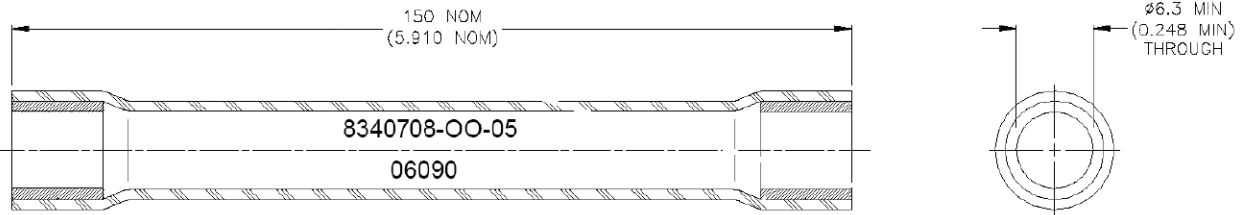
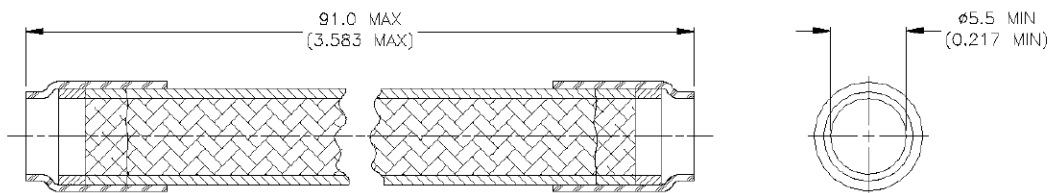


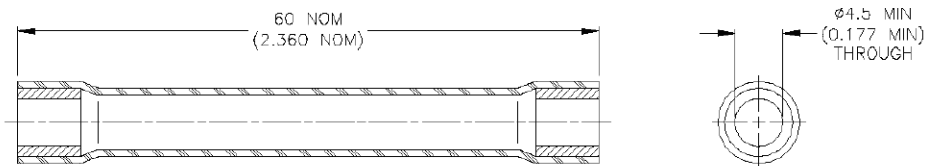
This drawing and the information set forth hereon are the property of Tyco Electronics Corporation and are to be held in trust and confidence. Publication, duplication, disclosure or use for any purpose not expressly authorized in writing by Tyco Electronics Corporation is prohibited.	REVISIONS			
	REV	DESCRIPTION	APPROVAL	DATE
	A	REVISED PER ECN T-18756	ZET	23NOV1993
	B	REVISED PER ECO 09-007936	E.CHEN	30MAR2009
B1	CORRECTED TYPO ON SLEEVE PER ECO-10-010916	E.CHEN	24MAY2010	



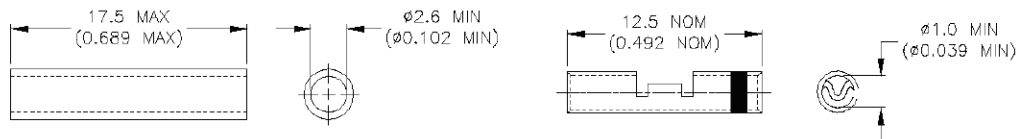
OUTER SEALING SLEEVE



FLEXIBLE SOLDERSHIELD



INNER SEALING SLEEVE



INSULATION SLEEVE (2/Kit)

CRIMP (2/Kit)

CUSTOMER DRAWING

Unless otherwise specified dimensions are in millimeters. (Inches dimensions are shown in parenthesis)		REDRAWN E.CHEN	DATE 26MAR2009		Raychem Databus Products 300 Constitution Drive Menlo Park, CA. 94025, U.S.A.		
		DRAWN ZET	DATE 07JUL1992		TITLE: Flexible Splice Kit		
TOLERANCES 0.001 ±N/A 0.01 ±N/A 0.1 ±N/A	ANGLES 1° ±N/A	MATERIAL					
RPN 449453-000	FINISH			SIZE A	CAGE CODE 06090	DWG. NO. D-150-0708-5	REV. B1
CAD FILE D-150-0708-5.doc		DO NOT SCALE THIS DRAWING			SHEET 1 OF 2		

© 2006-2010 Tyco Electronics Corporation. All rights reserved.
 If this document is printed it becomes uncontrolled. Check for the latest revision.

NOTES:

1.0 MATERIALS

- 1.1 OUTER SEALING SLEEVE: High temperature fluid stabilized cross-linked elastomer to Raychem specification RK-6008, black. Sealing inserts: Modified stabilized elastomer – fluoropolymer thermoplastic.
- 1.2 FLEXIBLE SOLDERSHIELD: Double shielded, tin plated copper wire braid, pre-tinned with Sn96 per IPC J-STD-006 solder. Pre-installed terminators: Insulation sleeves with Sn96 solder per IPC J-STD-006 preforms.
- 1.3 INNER SEALING SLEEVE: High temperature fluid stabilized cross linked elastomer to Raychem specification RK-6008, sealing inserts: modified stabilized elastomer – fluoropolymer thermoplastic, black.
- 1.4 INSULATION SLEEVE: Heat-shrinkable, transparent blue, radiation cross-linked modified polyvinylidene fluoride.
- 1.5 CRIMP FERRULE: Copper Alloy 102 per ASTM B75. Tin plated per MIL-T-10727 Type 1. Red stripe code.

2.0 APPLICATION

- 2.1 This flexible splice kit is designed to facilitate the assembly or maintenance of pre-cabled digital harness components for MIL-STD-1553B networks
- 2.2 To be used where continuous flexing is not a functional requirement.
- 2.3 Cables to be accommodated: 8421526-AO-01, 8421526-BO-01, 8421526-CO-01, 8421527-DO-01, and 8421528-EO-01.
- 2.4 Minimum bend radius, static 80mm. Dynamic: not recommended.
- 2.5 Installation procedure and tooling: Raychem RPIP-600-12.
- 2.6 For applications other than above, consult Raychem technical services.

3.0 TEMPERATURE RATING

- 3.1 Operating temperature: -65°C to +150°C, brief excursions to +200°C permissible without degradation.

4.0 PERFORMANCE SPECIFICATIONS

- 4.1 Designed to meet the performance requirements of U.S. Air Force 8340708.

CUSTOMER DRAWING

REDRAWN BY E.CHEN	CAGE CODE 06090	REPLACES: B	ECO NUMBER ECO-10-010916	REV B1	DWG. NO. D-150-0708-5	SCALE None	SIZE: A	SHEET: 2 of 2
----------------------	--------------------	----------------	-----------------------------	-----------	--------------------------	---------------	------------	------------------

© 2006-2010 Tyco Electronics Corporation. All rights reserved.

If this document is printed it becomes uncontrolled. Check for the latest revision.

单击下面可查看定价，库存，交付和生命周期等信息

[>>TE Connectivity\(泰科\)](#)