

THIS DRAWING IS UNPUBLISHED. RELEASED FOR PUBLICATION
 © COPYRIGHT BY TYCO ELECTRONICS CORPORATION. ALL RIGHTS RESERVED.

REVISIONS				DATE	DWN	APVD
P	LTR	DESCRIPTION				
D		REVISED	18JUN'10	T.T	T.N	

D

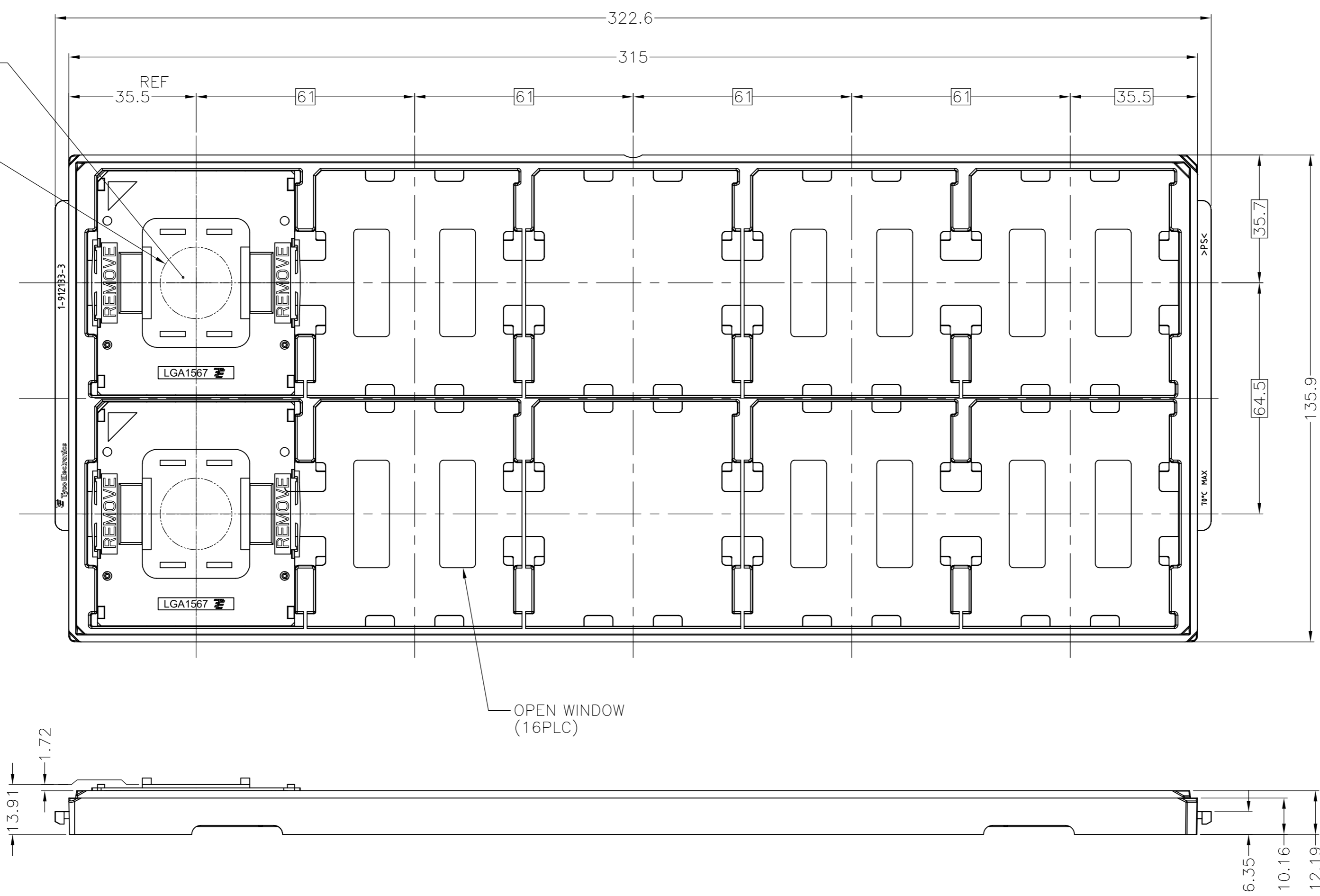
C

B

A

VACUUM PICK UP AREA

∅20



D

C

B

A

2040636

1. MATERIAL
- ① HOUSING : HIGH TEMP, THERMO-PLASTIC, UL94V-0, BLACK
 - ② CONTACT : COPPER ALLOY
FINISH : Au PL. AT CONTACT AREA ON OVERALL OVER Ni UNDER PL. 0.00127 MIN.
 - ③ SOLDER BALL : Sn/Ag/Cu FOR LEAD FREE PRODUCT.
 - ④ CAP : HIGH TEMP. THERMO-PLASTIC, UL94V-0, BLACK
- △ INDICATED DATE CODE ON THE HSG

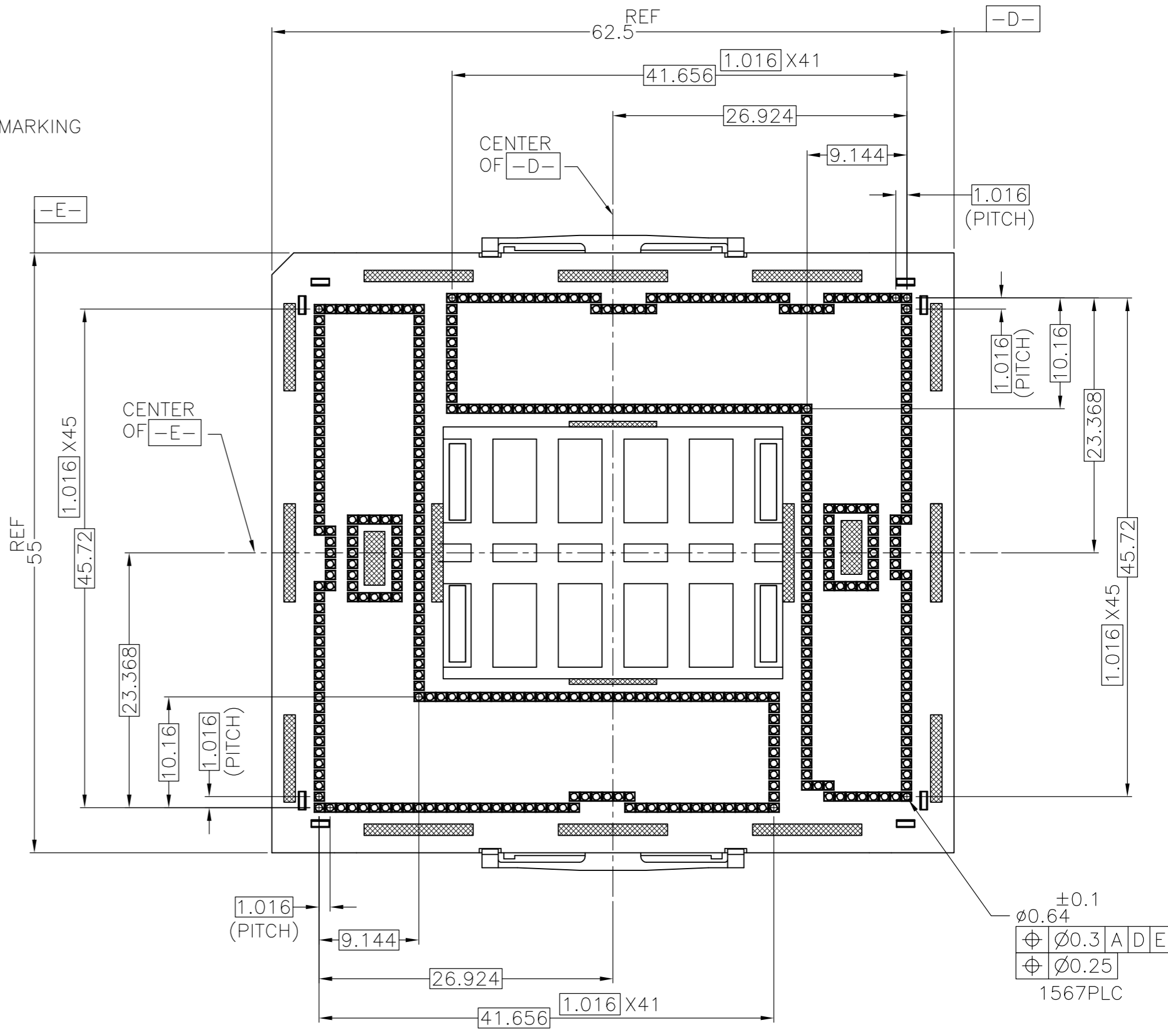
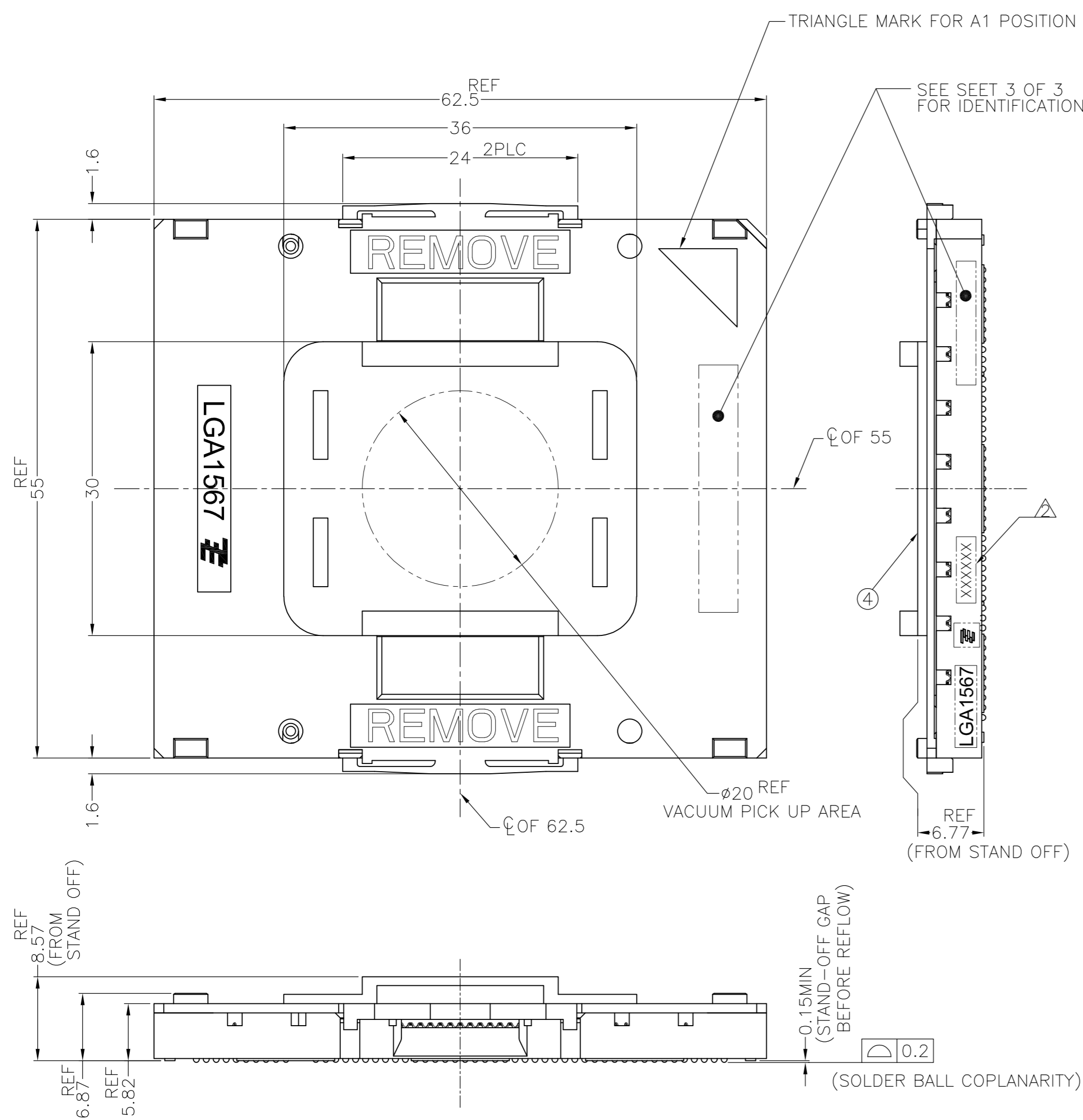
SUPERSEDED BY -5

2040636-5	0.76um MIN.	RECOMMENDED FOR N2 REFLOW PROCESS
2040636-4	0.76um MIN.	RECOMMENDED FOR AIR REFLOW PROCESS
2040636-3	0.38um MIN.	RECOMMENDED FOR AIR REFLOW PROCESS
2040636-2	0.76um MIN.	RECOMMENDED FOR N2 REFLOW PROCESS
2040636-1	0.38um MIN.	RECOMMENDED FOR N2 REFLOW PROCESS
PART NUMBER	Au THICKNESS AT CONTACT AREA	DESCRIPTION

THIS DRAWING IS A CONTROLLED DOCUMENT.		DWN T.TOKUNAGA 12AUG2009	Tyco Electronics Corporation Kawasaki, Japan	
		CHK H.TAGUCHI 12AUG2009		
		APVD S.HASHIMOTO 12AUG2009	NAME	
		PRODUCT SPEC	SOCKET ASSY LGA1567	
		APPLICATION SPEC	108-78666	
		114-5463	SIZE CAGE CODE DRAWING NO	
		WEIGHT 19.5g	A2 00779 C=2040636	
		CUSTOMER DRAWING	RESTRICTED TO	
			SCALE NTS SHEET 1 OF 4 REV D	

THIS DRAWING IS UNPUBLISHED. RELEASED FOR PUBLICATION
 © COPYRIGHT BY TYCO ELECTRONICS CORPORATION. ALL RIGHTS RESERVED.

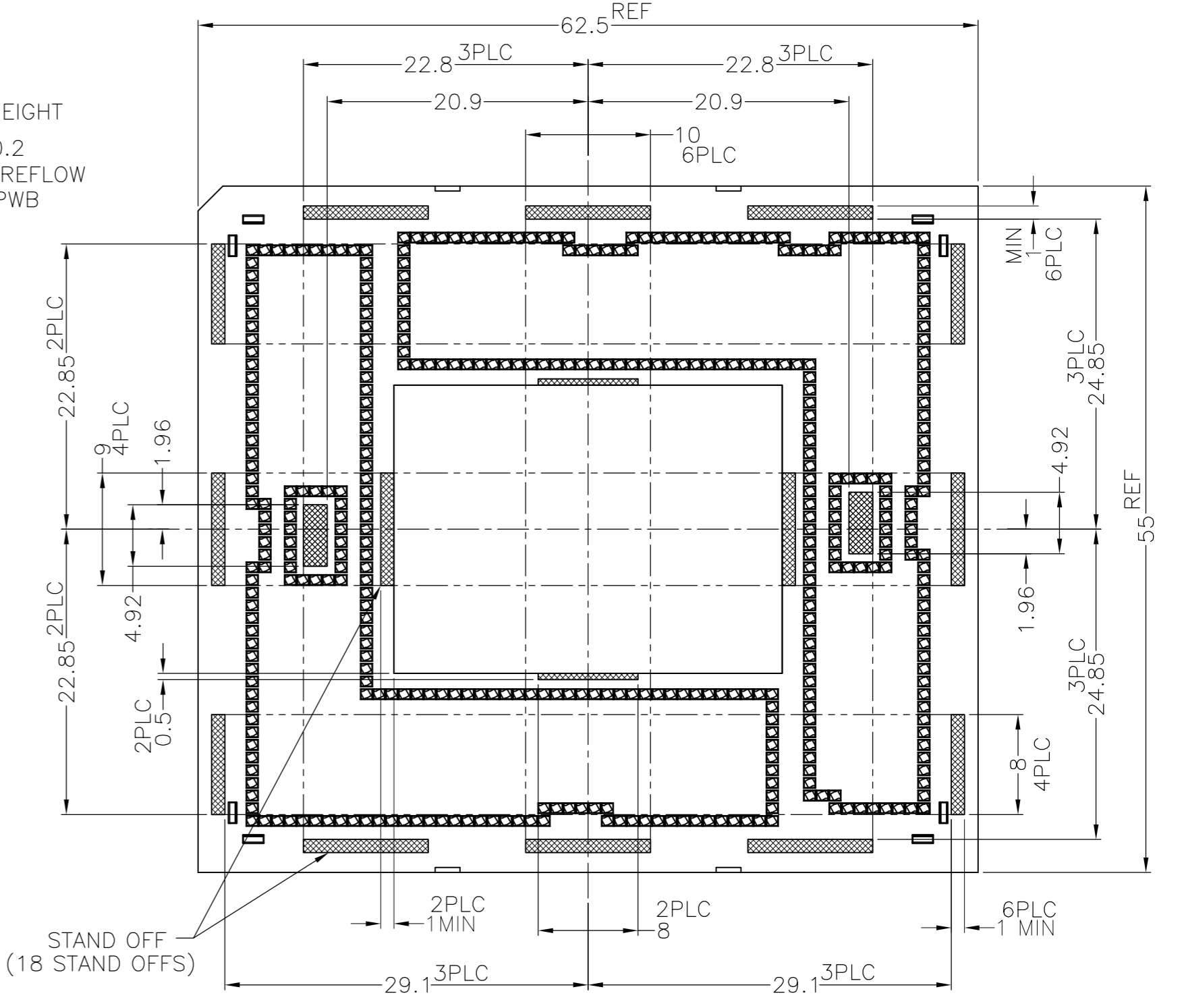
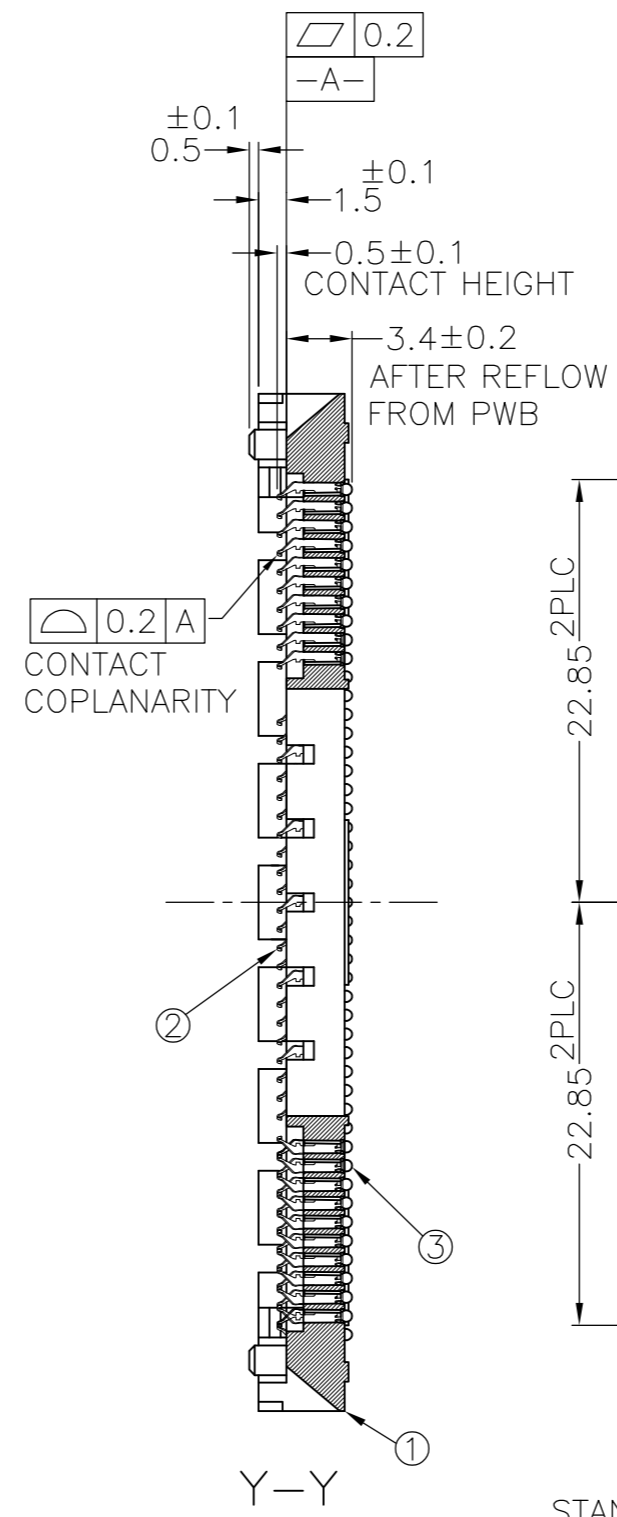
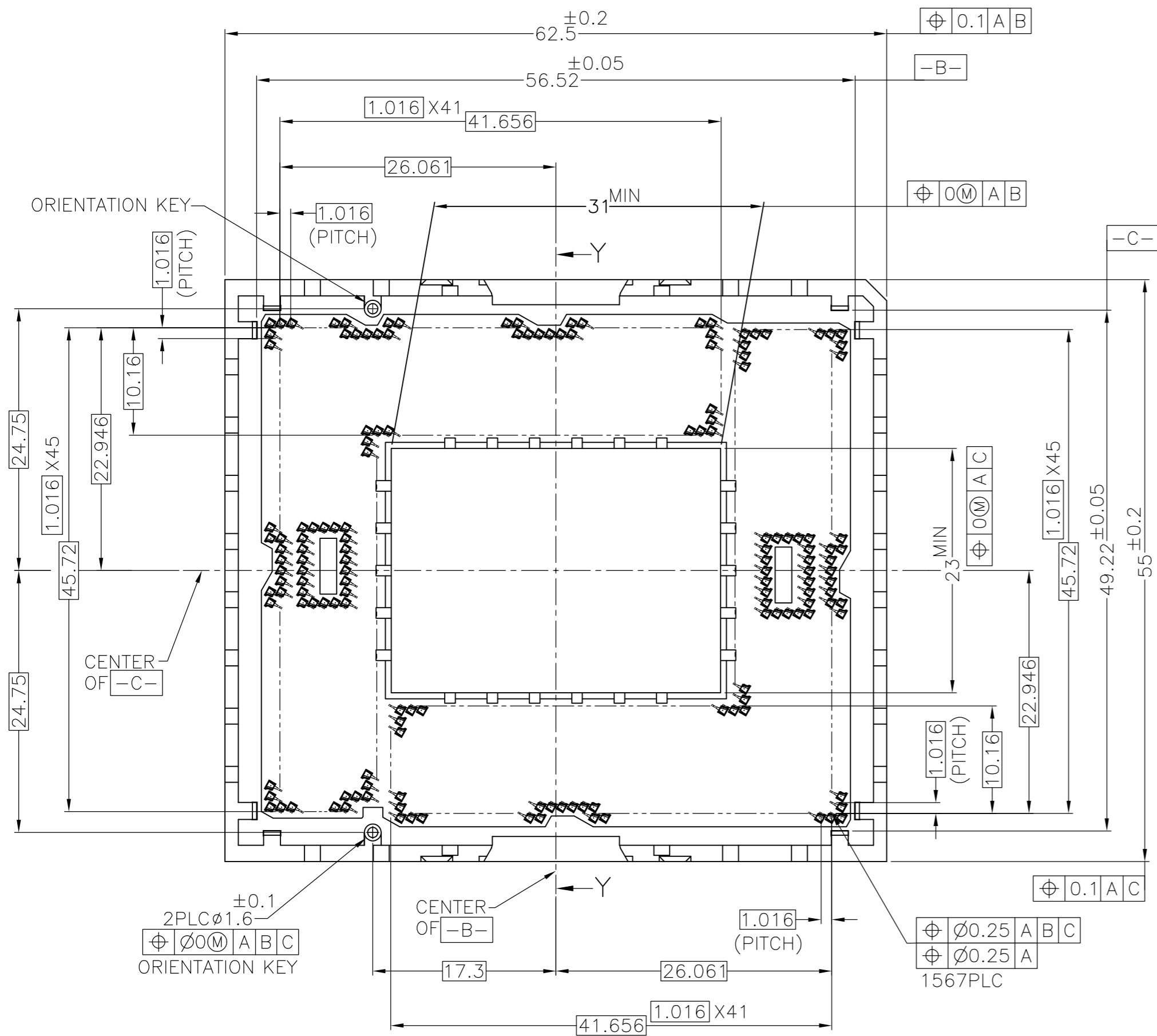
LOC		DIST		REVISIONS			
P	LTR	DESCRIPTION	DATE	DWN	APVD		
-	-	SEE SHEET 1	-	-	-		



THIS DRAWING IS A CONTROLLED DOCUMENT.		DWN	Tyco Electronics Corporation	
DIMENSIONS: mm		CHK	Kawasaki, Japan	
TOLERANCES UNLESS OTHERWISE SPECIFIED:		APVD	NAME	
0 PLC	±	PRODUCT SPEC	SOCKET ASSY	
1 PLC	±	APPLICATION SPEC	LGA1567	
2 PLC	±0.3	WEIGHT	SIZE	CAGE CODE
3 PLC	±3		A2	00779
4 PLC	±		DRAWING NO	RESTRICTED TO
ANGLES	±	CUSTOMER DRAWING	C=2040636	-
FINISH		SCALE	NTS	SHEET
			2	OF 4
			REV	D

THIS DRAWING IS UNPUBLISHED. RELEASED FOR PUBLICATION
 © COPYRIGHT BY TYCO ELECTRONICS CORPORATION. ALL RIGHTS RESERVED.

LOC		DIST		REVISIONS			
P	LTR	DESCRIPTION	DATE	DWN	APVD		
-	-	SEE SHEET 1	-	-	-		

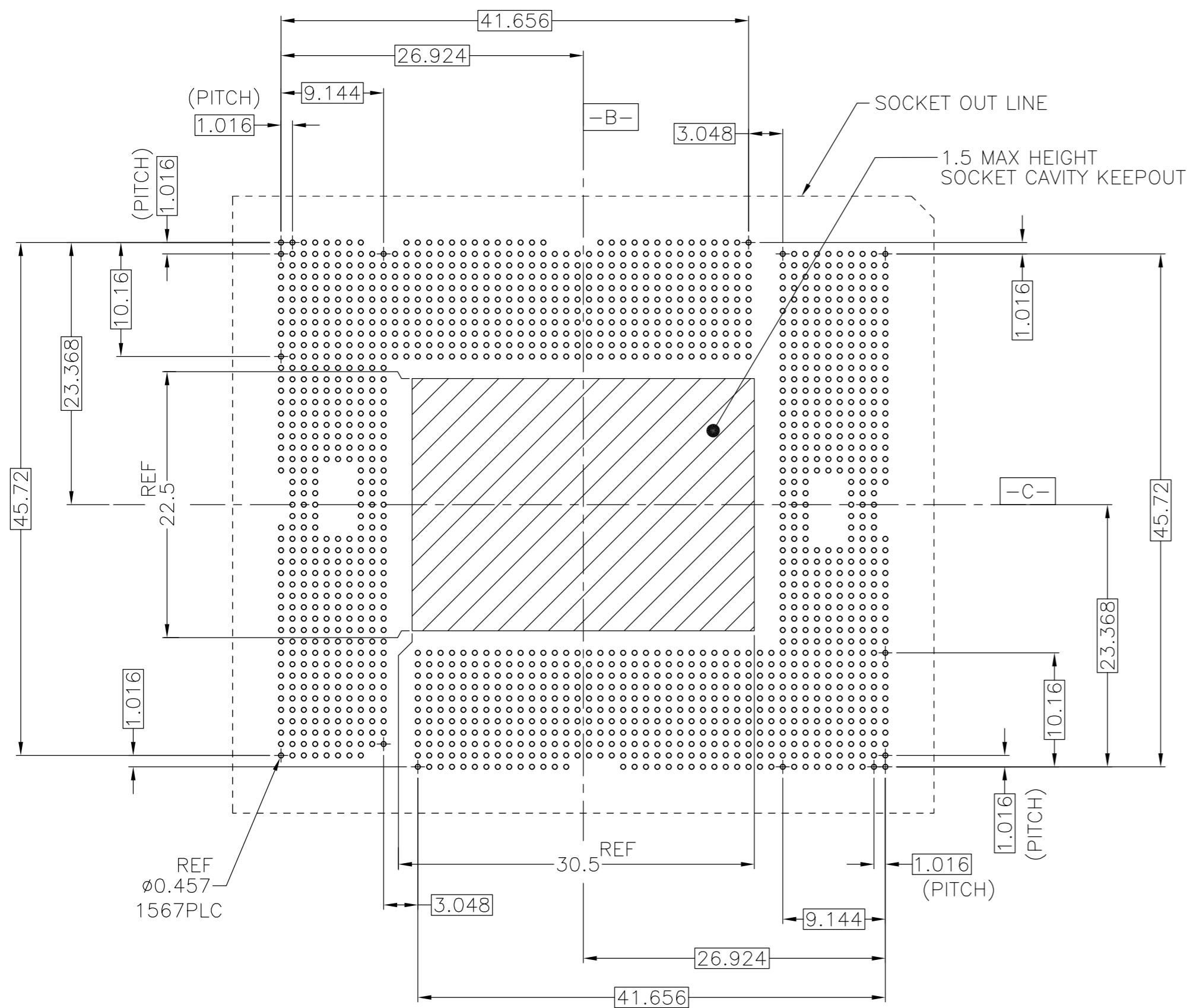


THESE VIEW DON'T SHOW CAP

THIS DRAWING IS A CONTROLLED DOCUMENT.		DWN	Tyco Electronics Corporation Kawasaki, Japan	
DIMENSIONS: mm		CHK	NAME	
TOLERANCES UNLESS OTHERWISE SPECIFIED:		APVD	SOCKET ASSY LGA1567	
0 PLC ± 0.3		PRODUCT SPEC	SIZE	CAGE CODE
1 PLC ± 0.3		APPLICATION SPEC	A2	00779
2 PLC ± 0.3		WEIGHT	DRAWING NO	
3 PLC ± 0.3		C=2040636		
4 PLC ± 0.3		RESTRICTED TO		
ANGLES ± 3°		CUSTOMER DRAWING		
FINISH		SCALE	SHEET	REV
		NTS	3 of 4	D

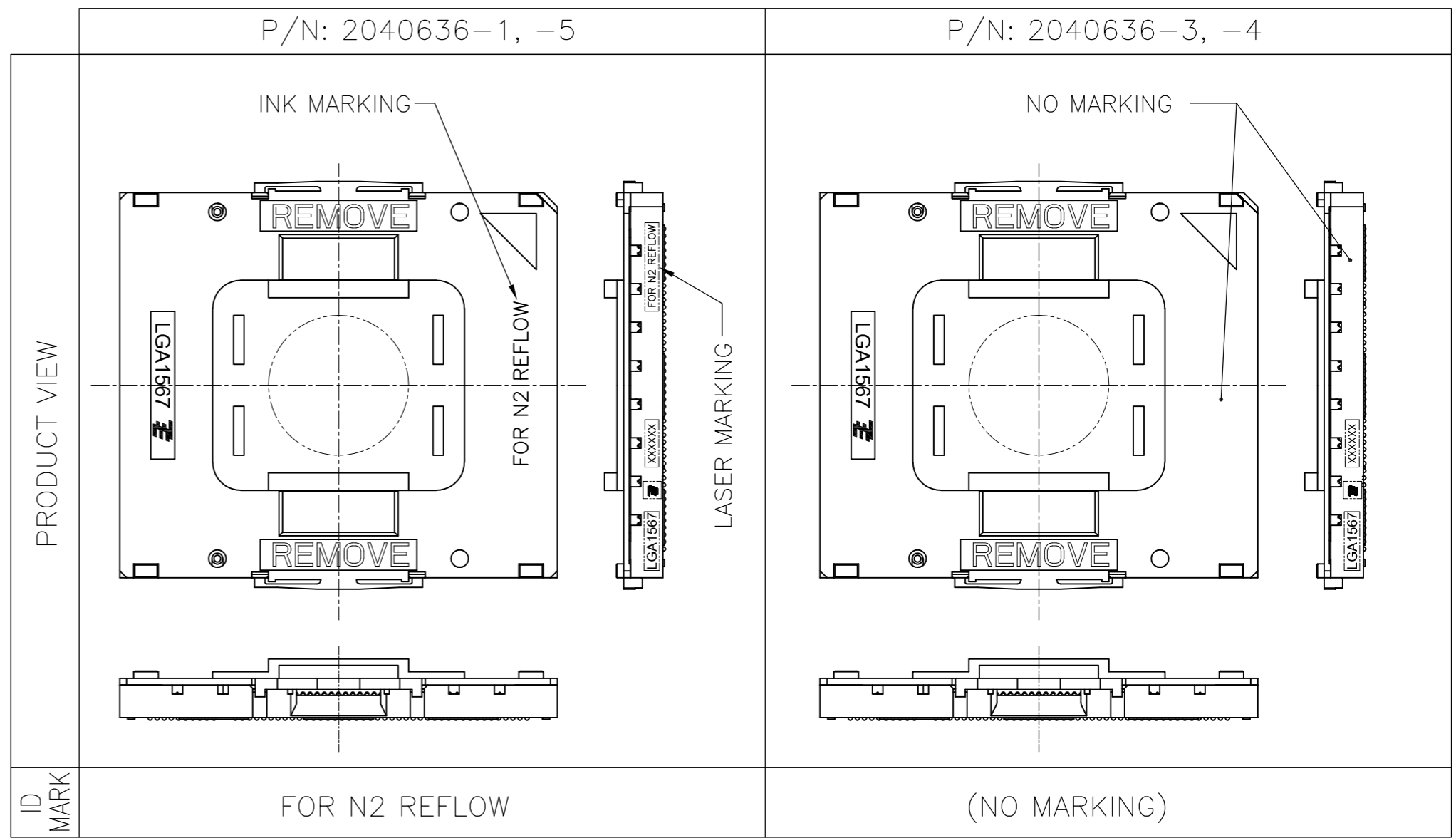
THIS DRAWING IS UNPUBLISHED. RELEASED FOR PUBLICATION
 © COPYRIGHT BY TYCO ELECTRONICS CORPORATION. ALL RIGHTS RESERVED.

LOC		DIST		REVISIONS			
P	LTR	DESCRIPTION	DATE	DWN	APVD		
-	-	SEE SHEET 1	-	-	-		



REFERENCE PATTERN LAYOUT

FOR GENERAL BOARD DESIGN, PLEASE REFER TO THE THERMAL AND MECHANICAL DESIGN GUIDELINES(TMDG) PROVIDED BY INTEL CORPORATION



THIS DRAWING IS A CONTROLLED DOCUMENT.		DWN	Tyco Electronics Corporation Kawasaki, Japan	
DIMENSIONS:	TOLERANCES UNLESS OTHERWISE SPECIFIED:	CHK	NAME	
mm	0 PLC ± 0.3 1 PLC ± 0.3 2 PLC ± 0.3 3 PLC ± 0.3 4 PLC ± 0.3 ANGLES ± 3°	APVD	SOCKET ASSY LGA1567	
MATERIAL	FINISH	PRODUCT SPEC	SIZE	CAGE CODE
		APPLICATION SPEC	A2	00779
		WEIGHT	DRAWING NO	RESTRICTED TO
		CUSTOMER DRAWING	C=2040636	-
		SCALE	SHEET	REV
		NTS	4 OF 4	D

单击下面可查看定价，库存，交付和生命周期等信息

[>>TE Connectivity\(泰科\)](#)