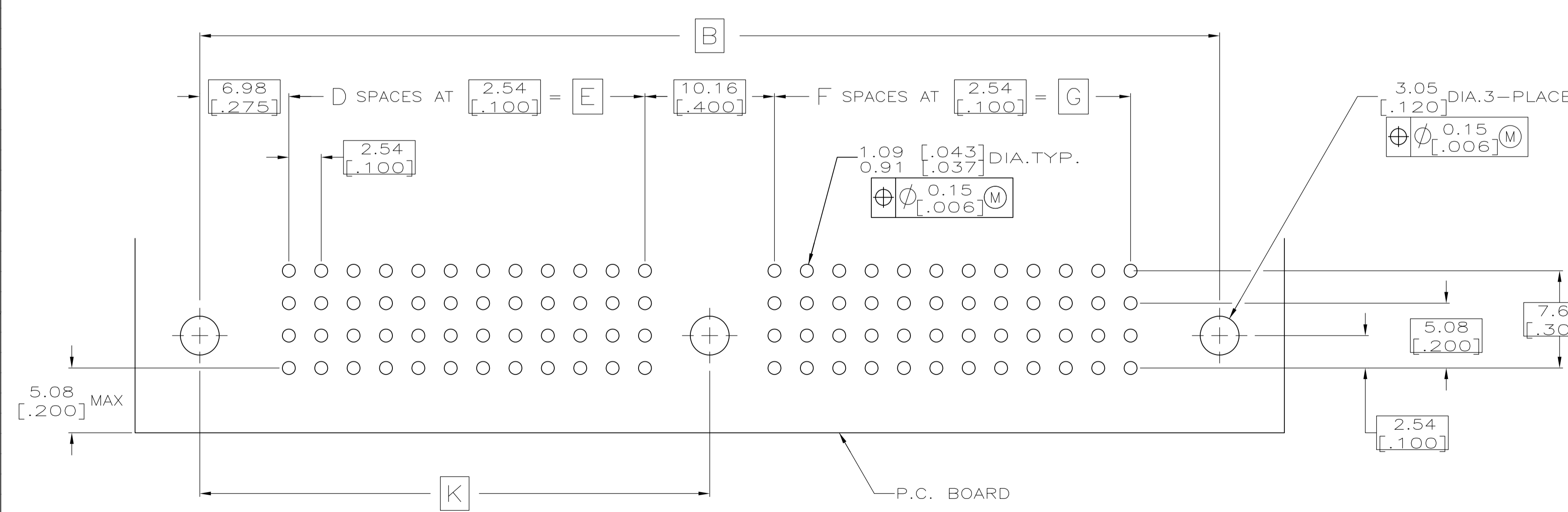
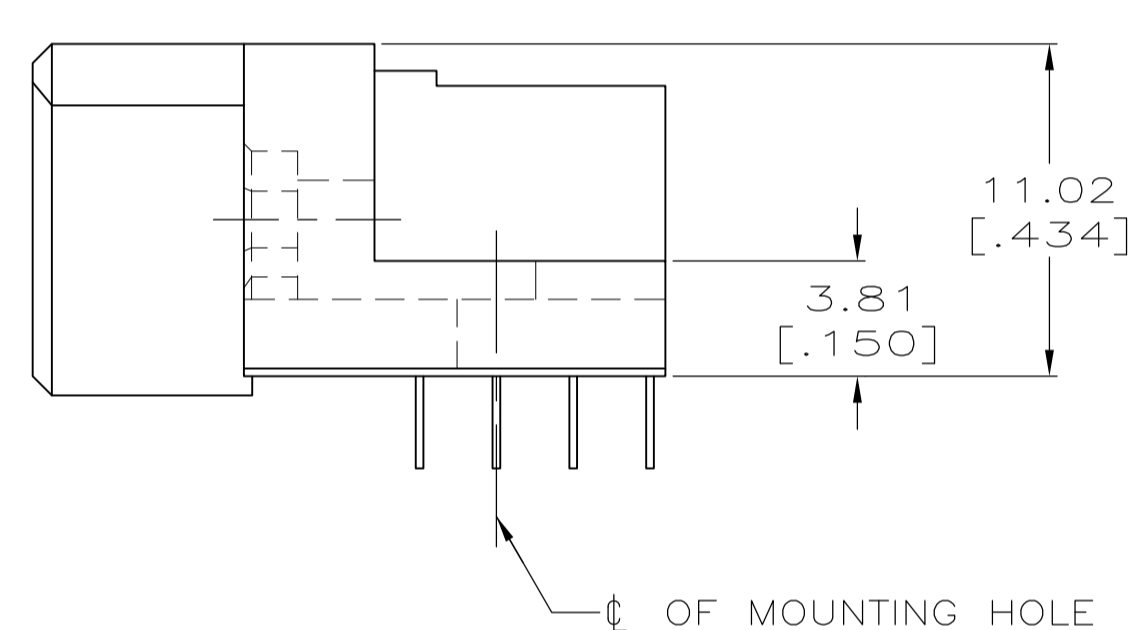
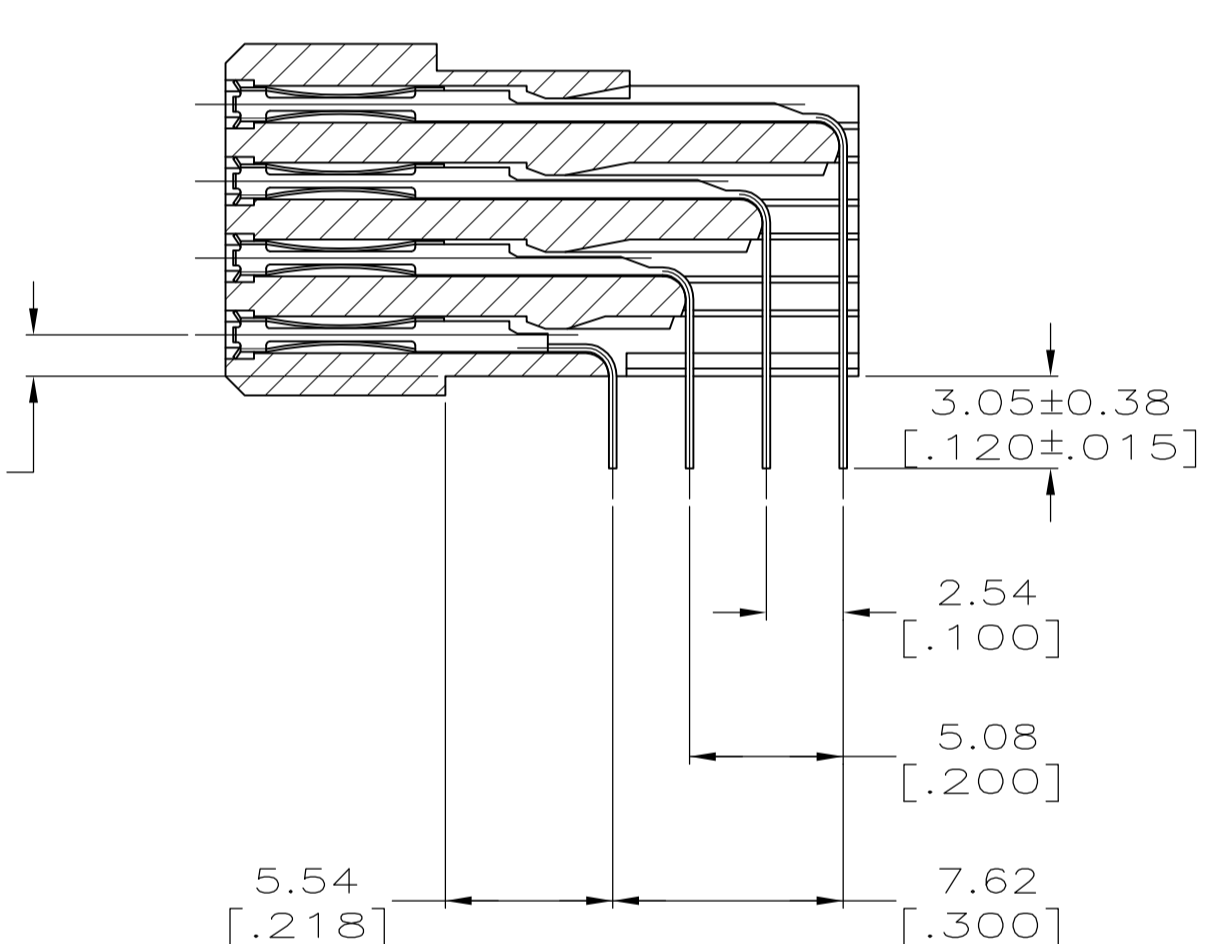
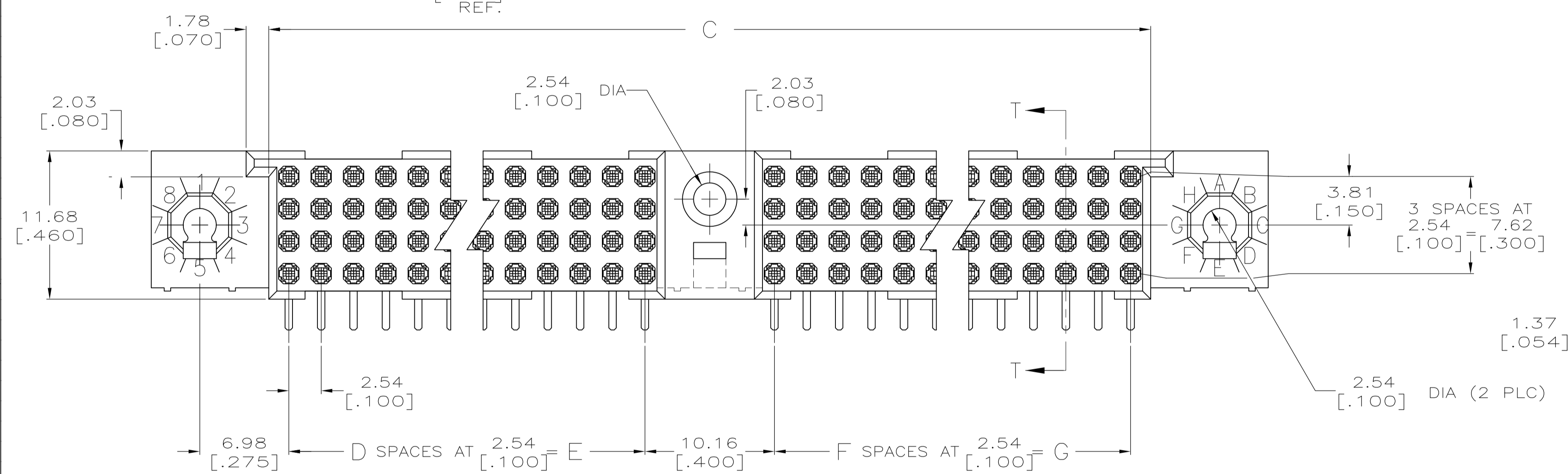
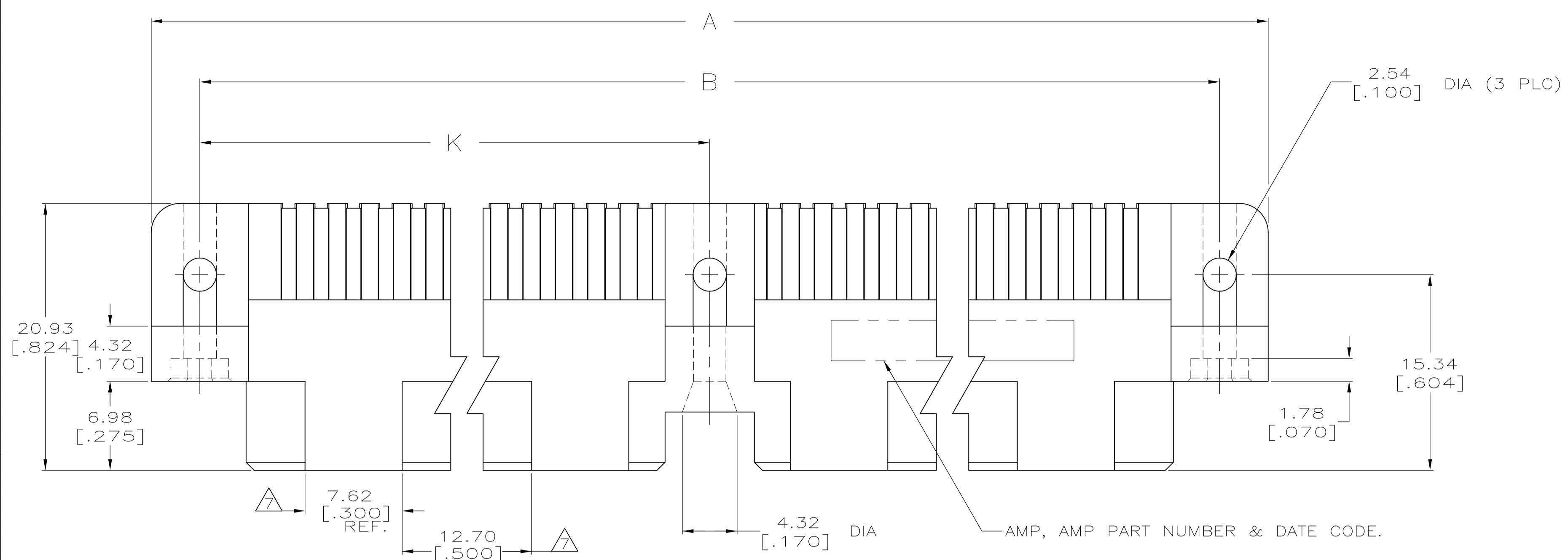


REVISIONS				
P	LTR	DESCRIPTION	DATE	APPV
L		REVISED PER ECO-15-015252	13NOV15	BJ FY



RECOMMENDED P.C. BOARD LAYOUT Δ

THIS DRAWING IS A CONTROLLED DOCUMENT.		DIN R.K. SEIFRIED 6-19-90	TE Connectivity
DIMENSIONS: mm [INCHES]		CHK G. SKIPPER 6-19-90	
TOLERANCES UNLESS OTHERWISE SPECIFIED:		APPV G. SKIPPER 6-19-90	NAME
0 PLC ± -		PRODUCT SPEC	HDI, 4 ROW, RECEPTACLE ASSEMBLY, 1 GUIDE PIN, 3 MOUNTING HOLES, 3.05[.120] LONG SOLDER TAILS
1 PLC ± -		APPLICATION SPEC	SIZE CAGE CODE DRAWING NO. RESTRICTED TO
2 PLC ± -		WEIGHT	A1 00779 C=533443
3 PLC ± 0.13 [.005]		CUSTOMER DRAWING	SCALE 4:1 SHEET 1 OF 2 REV L
4 PLC ± -			
ANGLES ± -			
MATERIAL Δ Δ	FINISH Δ 3		

REVISIONS				
P	LYR	DESCRIPTION	DATE	APPV
-		SEE SHEET 1	-	-

- ① HOUSING MATERIAL: THERMOPLASTIC, COLOR-NATURAL.
- ② CONTACT MATERIAL: COPPER ALLOY.
- ③ FINISH:
MATING AREA: MEETS THE PERFORMANCE REQUIREMENTS OF PRODUCT SPECIFICATION 108-9063; BASED ON TELCORDIA DR-1217-CORE APPLICATIONS IN UNCONTROLLED ENVIRONMENTS.
SOLDER TAILS AREA: TIN-LEAD PLATED.
- ④ SOLDER TAILS MUST FIT HOLE PATTERN AS SHOWN ON THE RECOMMENDED P.C. BOARD LAYOUT.
- 5. DIMENSIONS IN BRACKETS ARE IN INCHES.
- ⑥ PART NUMBER IS OBSOLETE.
- ⑦ QUANTITIES OF VOID CORING ARE DEPENDENT ON THE POSITION SIZE OF THE HOUSING.
- ⑧ OBSOLETE PARTS: OBSOLETE CIS STREAMLINING PER D.RENAUD/D.SINISI

⑥											9-533443-5
⑧ OBSOLETE	164.46 [6.475]	152.40 [6.000]	60	152.40 [6.000]	60	318.11 [12.524]	328.93 [12.950]	336.55 [13.250]	488		533443-8
⑥	156.84 [6.175]	144.78 [5.700]	57	144.78 [5.700]	57	302.87 [11.924]	313.69 [12.350]	321.31 [12.650]	464		533443-7
⑥	149.22 [5.875]	137.16 [5.400]	54	137.16 [5.400]	54	287.63 [11.324]	298.45 [11.750]	306.07 [12.050]	440		533443-6
⑥	141.60 [5.575]	129.54 [5.100]	51	129.54 [5.100]	51	272.39 [10.724]	283.21 [11.150]	290.83 [11.450]	416		533443-5
⑥											533443-4
⑥	126.36 [4.975]	114.30 [4.500]	45	114.30 [4.500]	45	241.91 [9.524]	252.73 [9.950]	260.35 [10.250]	368		533443-3
⑥											533443-2
⑥	111.12 [4.375]	99.06 [3.900]	39	99.06 [3.900]	39	211.43 [8.324]	222.25 [8.750]	229.87 [9.050]	320		533443-1
	K	G	F	E	D	C	B	A	POSN		PART NUMBER

THIS DRAWING IS A CONTROLLED DOCUMENT.

DIMENSIONS: mm [INCHES]	TOLERANCES UNLESS OTHERWISE SPECIFIED: 0. PLC ± - 1. PLC ± - 2. PLC ± - 3. PLC ± 0.13 [.005] 4. PLC ± - ANGLES ± -	DIN R. K. SEIFRIED 06/19/90 CHK G. SKIPPER 06/19/90 APPV -	NAME HDI, 4 ROW, RECEPTACLE ASSEMBLY, 1 GUIDE PIN, 3 MOUNTING HOLES, 3.05[.120] LONG SOLDER TAILS
MATERIAL ①②	FINISH ③	WEIGHT -	RESTRICTED TO
CUSTOMER DRAWING		SCALE 4:1	SHEET 2 OF 2 REV L

STE TE Connectivity

SIZE A1 CAGE CODE 00779 DRAWING NO. 533443

单击下面可查看定价，库存，交付和生命周期等信息

[>>TE Connectivity\(泰科\)](#)