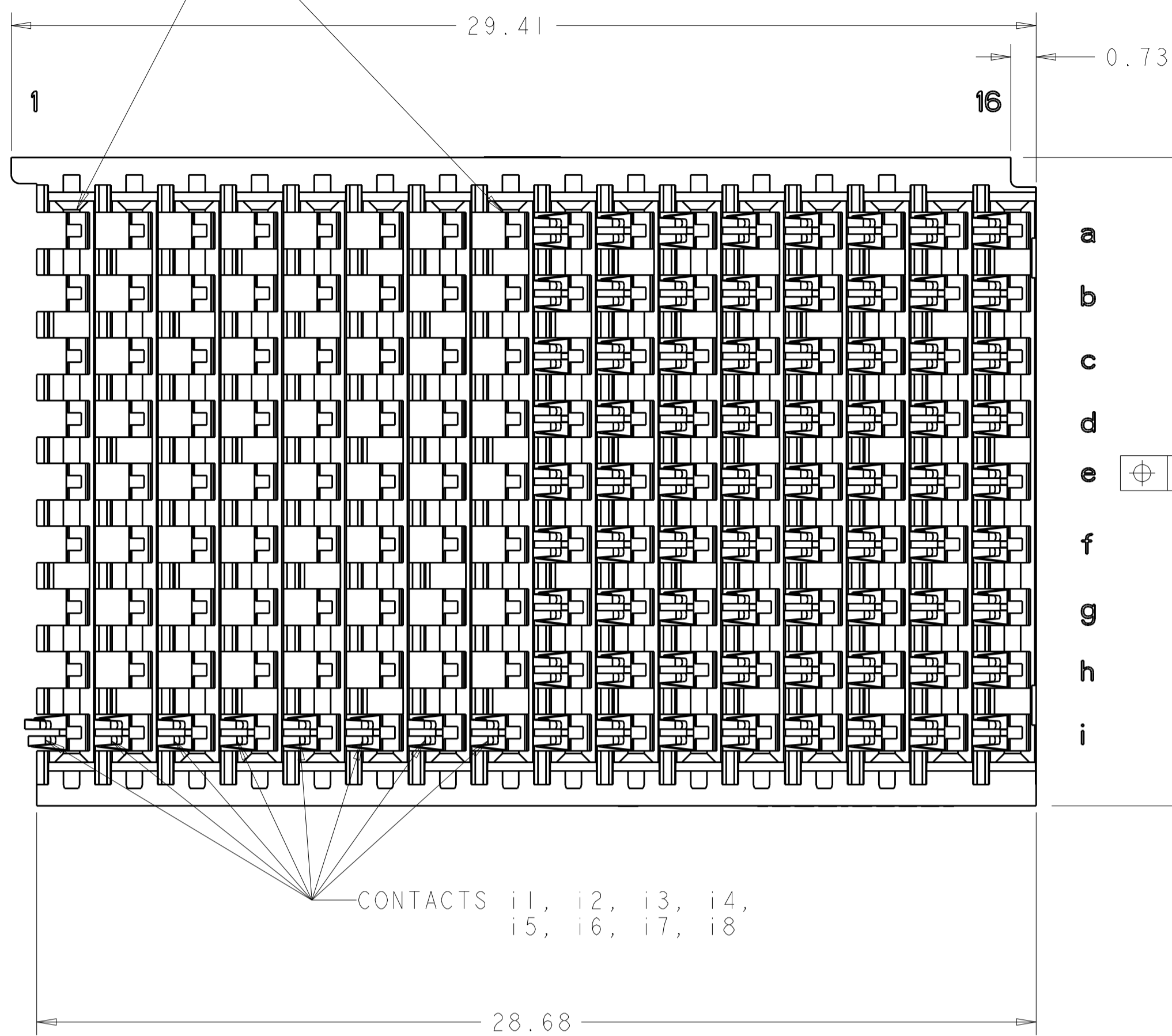
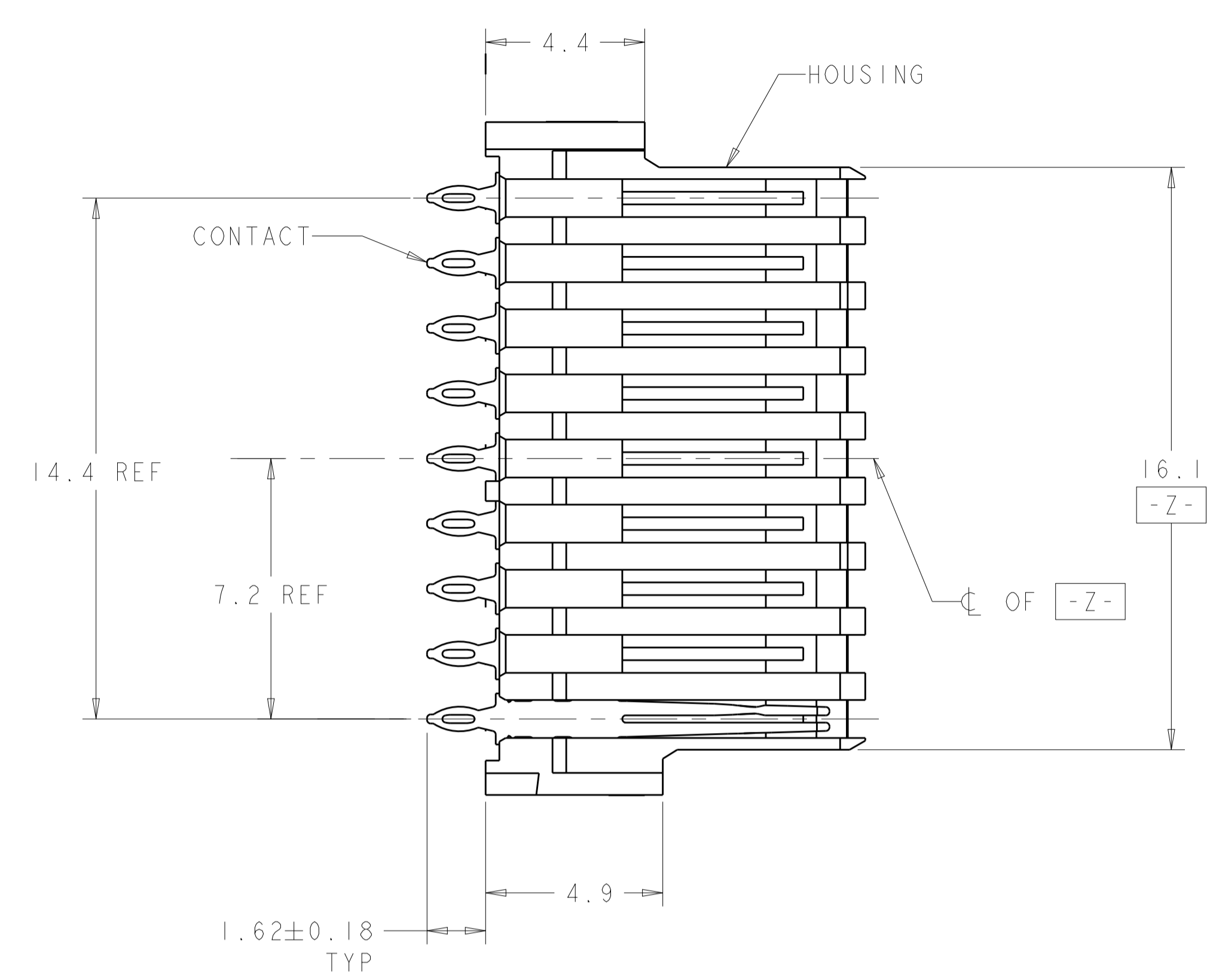


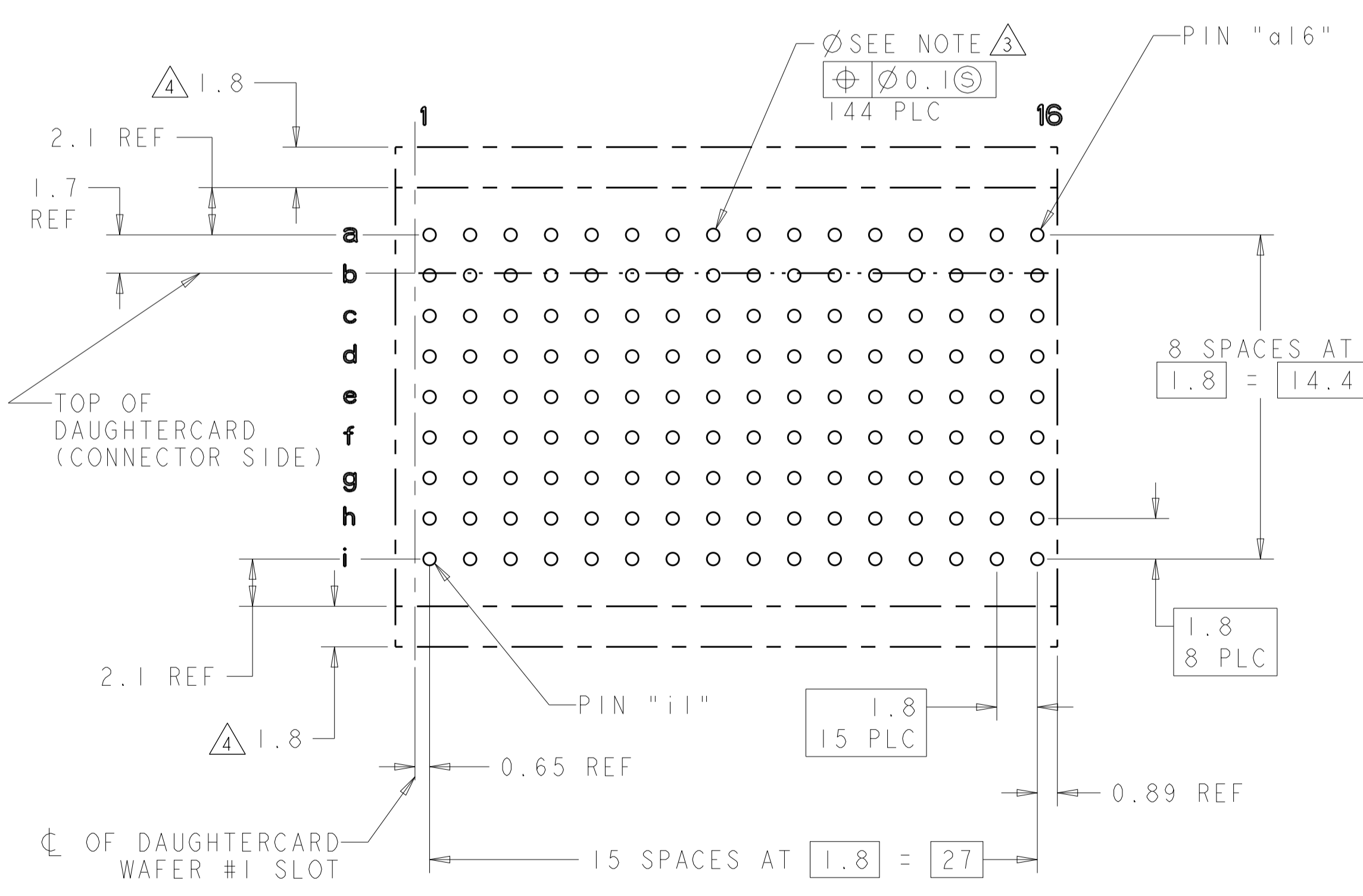
LOC		DIST		REVISIONS			
				DESCRIPTION	DATE	OWN	APVD
B				RELEASED PER ECO-13-004502	12MAR2013	KM	DH
C				REVISED PER ECO-13-008265	20MAY2013	DB	DH

COLUMN 1 THRU 8  
CONTACTS NOT LOADED  
EXCEPT i1, i2, i3, i4, i5, i6, i7, i8

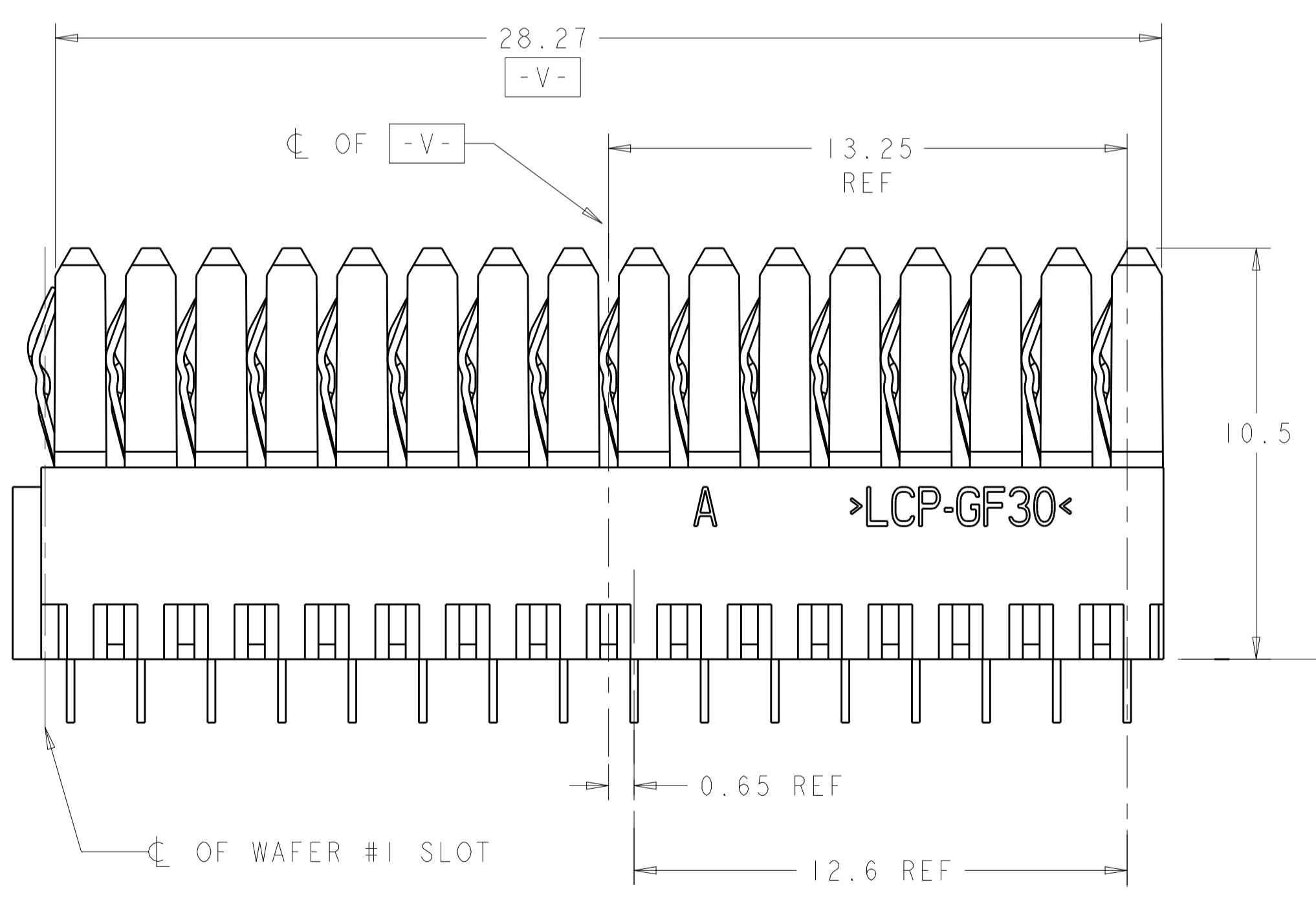


18.6  
⊕ 0.2 ⊗ X ⊕ V ⊗ Z ⊗

- △ HOUSING: LCP, UL94V0, COLOR: BLACK. CONTACT: PHOSPHOR BRONZE.
- △ FINISH: 1.27μm GOLD IN CONTACT AREA 1.27μm MIN. TIN-LEAD ON PCB TAIL OVER 2.54μm MIN. NICKEL OVER ALL.
- △ PLATED THROUGH HOLE PER 114-13056, FIGURE 4
- △ ADDITIONAL CONNECTOR-SIDE KEEPOUT AREA REQUIRED IF CONNECTOR-SIDE EXTRACTION TOOL IS TO BE USED.
- △ FINISH: 1.27μm MIN GOLD IN CONTACT AREA, 0.50μm MIN TIN ON PCB TAIL OVER 2.54μm MIN. NICKEL OVER ALL.



PC BOARD LAYOUT  
(CONNECTOR SIDE)  
SCALE 5:1



△	2102851-2
△	2102851-1
PLATING	PART NO

THIS DRAWING IS A CONTROLLED DOCUMENT.		OWN: K. MILLER 29NOV2011	 TE Connectivity
DIMENSIONS: mm		CHK: K. THACKSTON 12JAN2012	
TOLERANCES UNLESS OTHERWISE SPECIFIED:		APVD: M. McALONIS 12SEP2012	
0 PLC ± 1 PLC ±0.5 2 PLC ±0.13 3 PLC ± 4 PLC ± ANGLES ±1°		NAME: CONNECTOR ASSEMBLY, BACKPLANE VERTICAL RECEPTACLE, CENTER, 20.3mm, MULTIGIG RT 2-R	
MATERIAL: SEE TABLE	FINISH: SEE TABLE	PRODUCT SPEC: 108-2072 APPLICATION SPEC: 114-13056 WEIGHT: 5.35g SIZE: A100779C=2102851 SCALE: 8:1 SHEET 1 OF 1 REV C	

单击下面可查看定价，库存，交付和生命周期等信息

[>>TE Connectivity\(泰科\)](#)