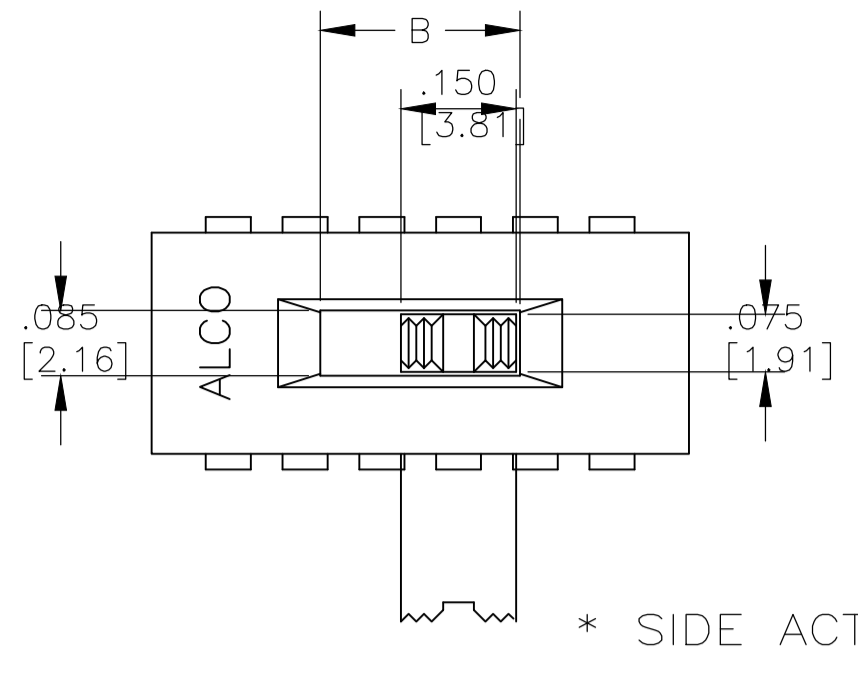
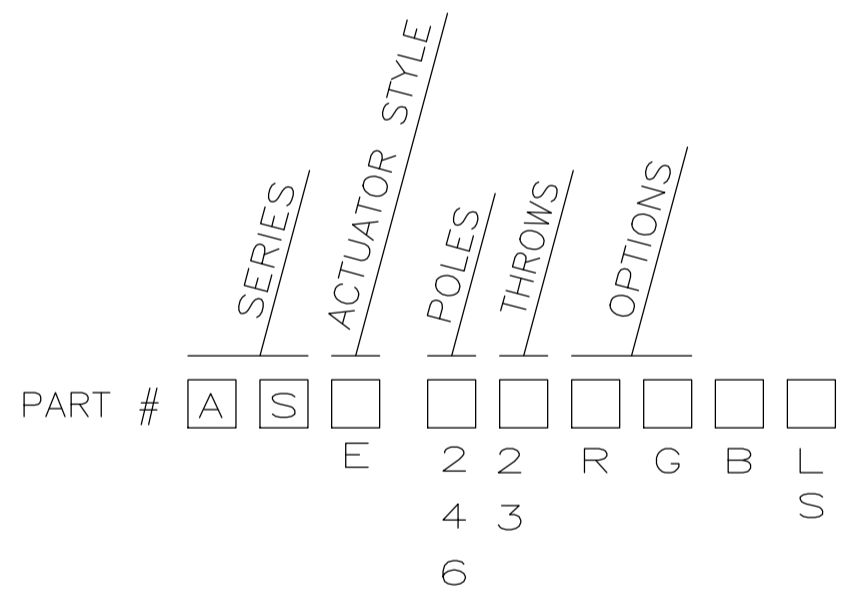
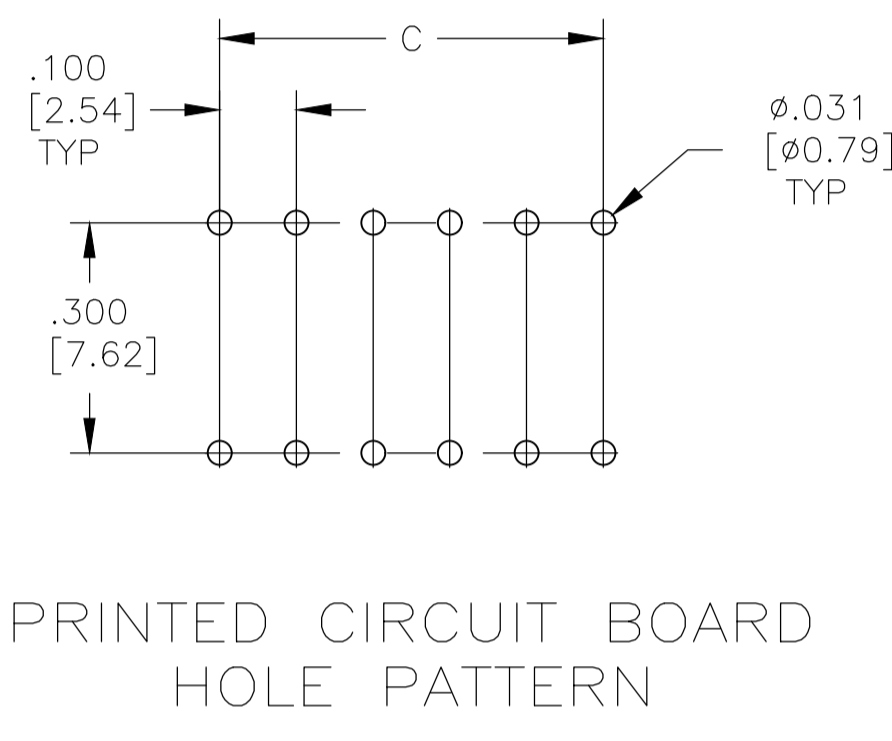
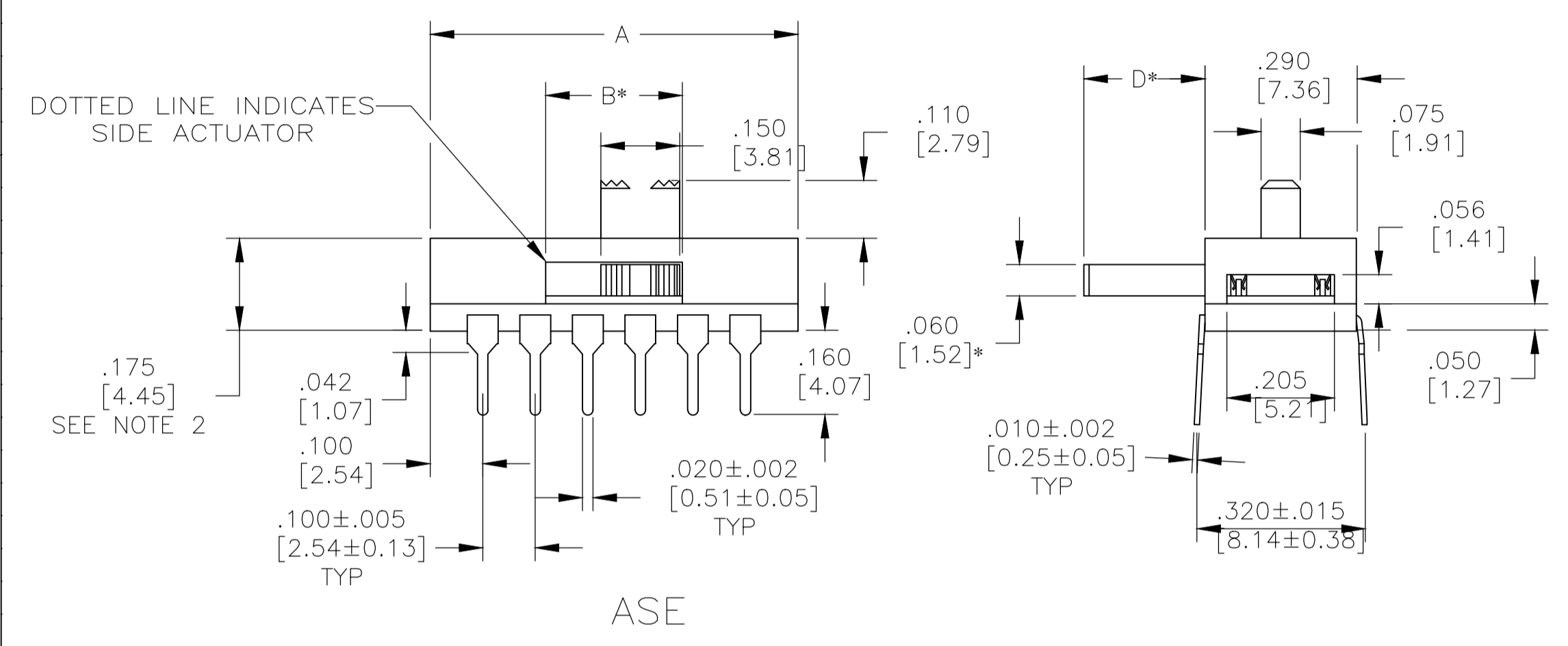


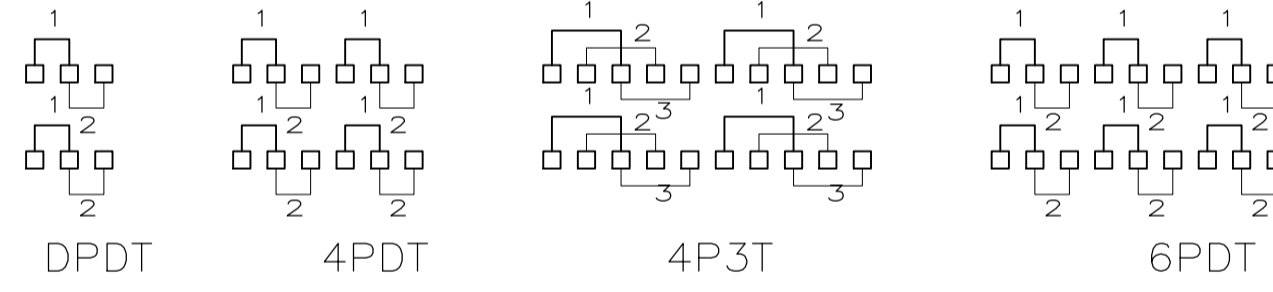
REVISIONS				
#	LR	DESCRIPTION	DATE	OWN APVD
B4	REVISED PER ECO-11-004587		11MAR11	RK HMR
B5	REVISED PER ECO-16-018096		25MAY2017	RK PO



* SIDE ACTUATOR ONLY.



E = EXTENDED ACTUATOR
 R = SIDE ACTUATOR
 G = GOLD CONTACTS
 B = BLACK ACTUATOR
 L = GULL WING STYLE SURFACE MOUNT
 S = J-LEAD STYLE SURFACE MOUNT



SPECIFICATIONS:

MATERIALS:
 BASE/COVER: PCT UL94V-0, BLACK.
 ACTUATOR: NYLON PA46 UL94V-0 NATURAL.
 MOVABLE CONTACT: COPPER ALLOY, SILVER OR GOLD OVER NICKEL.
 FIXED CONTACT/TERMINAL: COPPER ALLOY, SILVER OR GOLD OVER NICKEL.
 TERMINAL-COPPER ALLOY TIN OVER NICKEL.

PACKAGING: 22" ANTI-STATIC TUBE.

ELECTRICAL:
 CONTACT RATING: SILVER: 300 MILLIAMPS @ 115 VAC.
 GOLD: 0.4 VA 20 VDC.
 CONTACT RESISTANCE: INITIAL 40 MILLIOHMS MAX.
 INSULATION RESISTANCE: 1000 MEGOHMS MAX.
 DIELECTRIC STRENGTH: 600 VOLTS RMS AT SEA LEVEL.
 LIFE EXPECTANCY: 15,000 CYCLES MIN.

ENVIRONMENTAL:
 OPERATING TEMPERATURE: -40°F TO +176°C TO +80°C).
 PROCESS CLEANING: WILL WITHSTAND AQUEOUS OR SOLVENT CLEANING PROCESSES.
 SOLDER HEAT RESISTANCE PER 109-202, COND B (THRU-HOLE) & 109-201, COND B (SMT)
 SOLDERABILITY PER EIA 364-52 CLASS 2 CATEGORY 1

NOTES:
 1. ALL MATERIAL AND FINISHES SHALL COMPLY WITH EU DIRECTIVE 2002/95/EC OF 27JAN2003 (ROHS)

STANDARD PRODUCT (AFTER WELD) HEIGHT IS ALLOWED UP TO .180 IN. ALL SWITCH "SPECIAL" MUST MAINTAIN .178 MAX. (AFTER WELD) HEIGHT

OBSOLETE

Dim D	Dim C	Dim B	Dim A	Finish	Mounting Style	Actuation	Function	Old T&B P/N	P/N
0.230 [5.82]	0.800 [20.32]	0.260 [6.60]	1.000 [25.40]	SILVER	SMT	SIDE	6PDT	ASE62RS04	4-1825010-8
0.230 [5.82]	0.800 [20.32]	0.260 [6.60]	1.000 [25.40]	GOLD	SMT	SIDE	6PDT	ASE62RGS04	4-1825010-7
0.230 [5.82]	0.800 [20.32]	0.260 [6.60]	1.000 [25.40]	SILVER	SMT	SIDE	6PDT	ASE62RL04	4-1825010-6
0.230 [5.82]	0.800 [20.32]	0.260 [6.60]	1.000 [25.40]	GOLD	SMT	SIDE	6PDT	ASE62RGL04	4-1825010-5
0.230 [5.82]	0.800 [20.32]	0.260 [6.60]	1.000 [25.40]	SILVER	SMT	TOP	6PDT	ASE62S04	4-1825010-4
0.230 [5.82]	0.800 [20.32]	0.260 [6.60]	1.000 [25.40]	GOLD	SMT	TOP	6PDT	ASE62GS04	4-1825010-3
0.230 [5.82]	0.800 [20.32]	0.260 [6.60]	1.000 [25.40]	SILVER	SMT	TOP	6PDT	ASE62L04	4-1825010-2
0.230 [5.82]	0.800 [20.32]	0.260 [6.60]	1.000 [25.40]	GOLD	SMT	TOP	6PDT	ASE62GL04	4-1825010-1
0.230 [5.82]	0.800 [20.32]	0.260 [6.60]	1.000 [25.40]	GOLD	THRU-HOLE	SIDE	6PDT	ASE62RG04	4-1825010-0
0.230 [5.82]	0.800 [20.32]	0.260 [6.60]	1.000 [25.40]	SILVER	THRU-HOLE	SIDE	6PDT	ASE62R04	3-1825010-9
0.230 [5.82]	0.800 [20.32]	0.260 [6.60]	1.000 [25.40]	GOLD	THRU-HOLE	TOP	6PDT	ASE62G04	3-1825010-8
0.230 [5.82]	0.800 [20.32]	0.260 [6.60]	1.000 [25.40]	SILVER	THRU-HOLE	TOP	6PDT	ASE6204	3-1825010-7
0.230 [5.82]	0.900 [22.86]	0.360 [9.14]	1.100 [27.94]	SILVER	SMT	SIDE	4P3T	ASE43RS04	3-1825010-6
0.230 [5.82]	0.900 [22.86]	0.360 [9.14]	1.100 [27.94]	GOLD	SMT	SIDE	4P3T	ASE43RGS04	3-1825010-5
0.230 [5.82]	0.900 [22.86]	0.360 [9.14]	1.100 [27.94]	SILVER	SMT	SIDE	4P3T	ASE43RL04	3-1825010-4
0.230 [5.82]	0.900 [22.86]	0.360 [9.14]	1.100 [27.94]	GOLD	SMT	SIDE	4P3T	ASE43RGL04	3-1825010-3
0.230 [5.82]	0.900 [22.86]	0.360 [9.14]	1.100 [27.94]	SILVER	SMT	TOP	4P3T	ASE43S04	3-1825010-2
0.230 [5.82]	0.900 [22.86]	0.360 [9.14]	1.100 [27.94]	GOLD	SMT	TOP	4P3T	ASE43GS04	3-1825010-1
0.230 [5.82]	0.900 [22.86]	0.360 [9.14]	1.100 [27.94]	SILVER	SMT	TOP	4P3T	ASE43L04	3-1825010-0
0.230 [5.82]	0.900 [22.86]	0.360 [9.14]	1.100 [27.94]	GOLD	SMT	TOP	4P3T	ASE43GL04	2-1825010-9
0.230 [5.82]	0.900 [22.86]	0.360 [9.14]	1.100 [27.94]	GOLD	THRU-HOLE	SIDE	4P3T	ASE43RG04	2-1825010-8
0.230 [5.82]	0.900 [22.86]	0.360 [9.14]	1.100 [27.94]	SILVER	THRU-HOLE	SIDE	4P3T	ASE43R04	2-1825010-7
0.230 [5.82]	0.900 [22.86]	0.360 [9.14]	1.100 [27.94]	GOLD	THRU-HOLE	TOP	4P3T	ASE43G04	2-1825010-6
0.230 [5.82]	0.900 [22.86]	0.360 [9.14]	1.100 [27.94]	SILVER	THRU-HOLE	TOP	4P3T	ASE4304	2-1825010-5
0.230 [5.82]	0.500 [12.70]	0.260 [6.60]	0.700 [17.78]	SILVER	SMT	SIDE	4PDT	ASE42RS04	2-1825010-4
0.230 [5.82]	0.500 [12.70]	0.260 [6.60]	0.700 [17.78]	GOLD	SMT	SIDE	4PDT	ASE42RGS04	2-1825010-3
0.230 [5.82]	0.500 [12.70]	0.260 [6.60]	0.700 [17.78]	SILVER	SMT	SIDE	4PDT	ASE42RL04	2-1825010-2
0.230 [5.82]	0.500 [12.70]	0.260 [6.60]	0.700 [17.78]	GOLD	SMT	SIDE	4PDT	ASE42RGL04	2-1825010-1
0.230 [5.82]	0.500 [12.70]	0.260 [6.60]	0.700 [17.78]	SILVER	SMT	TOP	4PDT	ASE42S04	2-1825010-0
0.230 [5.82]	0.500 [12.70]	0.260 [6.60]	0.700 [17.78]	GOLD	SMT	TOP	4PDT	ASE42GS04	1-1825010-9
0.230 [5.82]	0.500 [12.70]	0.260 [6.60]	0.700 [17.78]	SILVER	SMT	TOP	4PDT	ASE42L04	1-1825010-8
0.230 [5.82]	0.500 [12.70]	0.260 [6.60]	0.700 [17.78]	GOLD	SMT	TOP	4PDT	ASE42GL04	1-1825010-7
0.230 [5.82]	0.500 [12.70]	0.260 [6.60]	0.700 [17.78]	GOLD	THRU-HOLE	SIDE	4PDT	ASE42RG04	1-1825010-6
0.230 [5.82]	0.500 [12.70]	0.260 [6.60]	0.700 [17.78]	SILVER	THRU-HOLE	SIDE	4PDT	ASE42R04	1-1825010-5
0.230 [5.82]	0.500 [12.70]	0.260 [6.60]	0.700 [17.78]	GOLD	THRU-HOLE	TOP	4PDT	ASE42G04	1-1825010-4
0.230 [5.82]	0.500 [12.70]	0.260 [6.60]	0.700 [17.78]	SILVER	THRU-HOLE	TOP	4PDT	ASE4204	1-1825010-3
0.105 [2.67]	0.200 [5.08]	0.260 [6.60]	0.400 [10.16]	SILVER	SMT	SIDE	DPDT	ASE22RS04	1-1825010-2
0.105 [2.67]	0.200 [5.08]	0.260 [6.60]	0.400 [10.16]	GOLD	SMT	SIDE	DPDT	ASE22RGS04	1-1825010-1
0.105 [2.67]	0.200 [5.08]	0.260 [6.60]	0.400 [10.16]	SILVER	SMT	SIDE	DPDT	ASE22RL04	1-1825010-0
0.105 [2.67]	0.200 [5.08]	0.260 [6.60]	0.400 [10.16]	GOLD	SMT	SIDE	DPDT	ASE22RGL04	1825010-9
0.105 [2.67]	0.200 [5.08]	0.260 [6.60]	0.400 [10.16]	SILVER	SMT	TOP	DPDT	ASE22S04	1825010-8
0.105 [2.67]	0.200 [5.08]	0.260 [6.60]	0.400 [10.16]	GOLD	SMT	TOP	DPDT	ASE22GS04	1825010-7
0.105 [2.67]	0.200 [5.08]	0.260 [6.60]	0.400 [10.16]	SILVER	SMT	TOP	DPDT	ASE22L04	1825010-6
0.105 [2.67]	0.200 [5.08]	0.260 [6.60]	0.400 [10.16]	GOLD	SMT	TOP	DPDT	ASE22GL04	1825010-5
0.105 [2.67]	0.200 [5.08]	0.260 [6.60]	0.400 [10.16]	GOLD	THRU-HOLE	SIDE	DPDT	ASE22RG04	1825010-4
0.105 [2.67]	0.200 [5.08]	0.260 [6.60]	0.400 [10.16]	SILVER	THRU-HOLE	SIDE	DPDT	ASE22R04	1825010-3
0.105 [2.67]	0.200 [5.08]	0.260 [6.60]	0.400 [10.16]	GOLD	THRU-HOLE	TOP	DPDT	ASE22G04	1825010-2
0.105 [2.67]	0.200 [5.08]	0.260 [6.60]	0.400 [10.16]	SILVER	THRU-HOLE	TOP	DPDT	ASE2204	1825010-1

THIS DRAWING IS A CONTROLLED DOCUMENT.

DMN: B.S. VISWESWARA 15FEB05
 CHK: M.S. SARVER 15FEB05
 APVD: M.S. SARVER 15FEB05

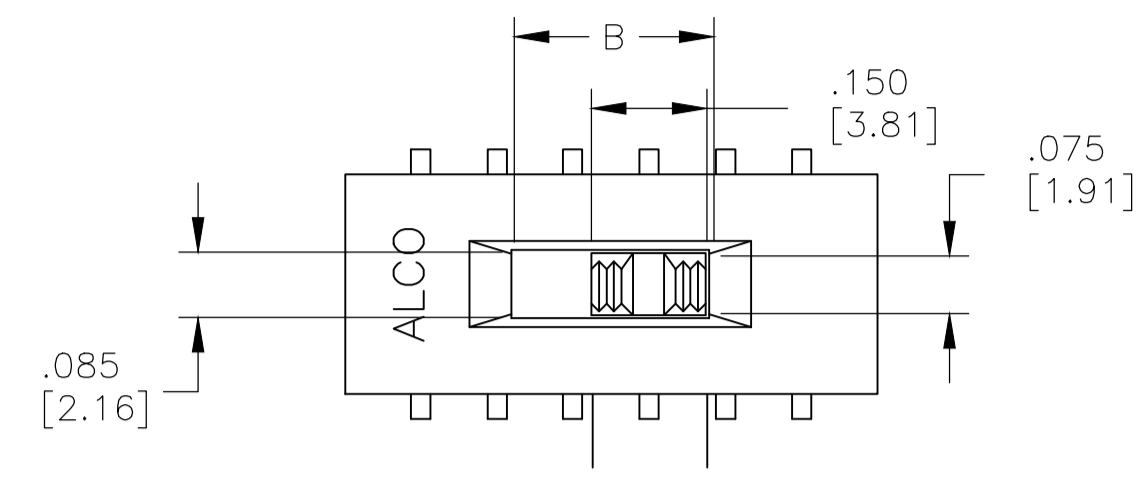
TE Connectivity

SLIDE SWITCH ASE/ASF, AUTO-INSERTABLE, THRU-HOLE AND SURFACE MOUNT

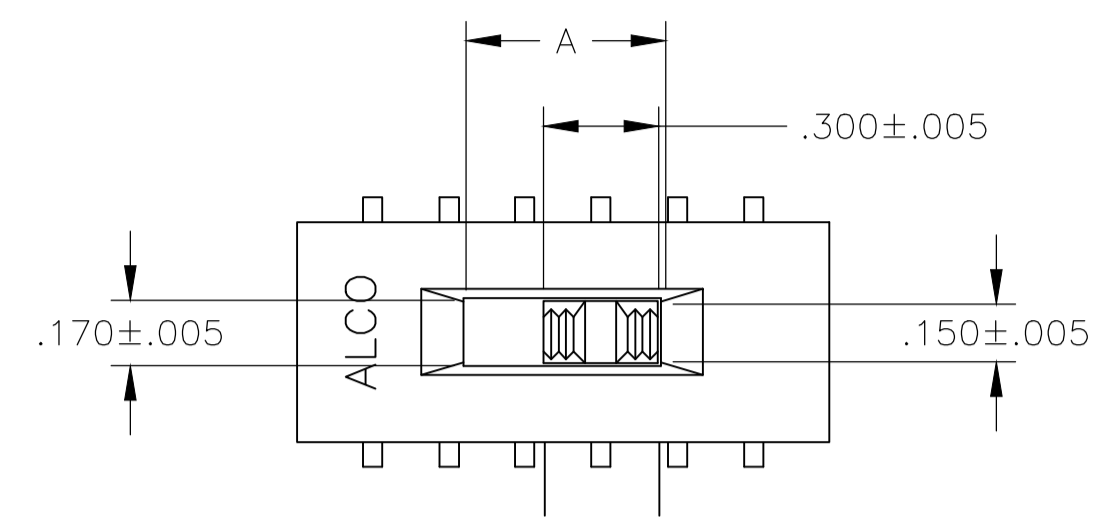
SIZE: A1 CAGE CODE: 00779 DRAWING NO: 1825010

SCALE: 4:1 SHEET: 1 OF 2 REV: B5

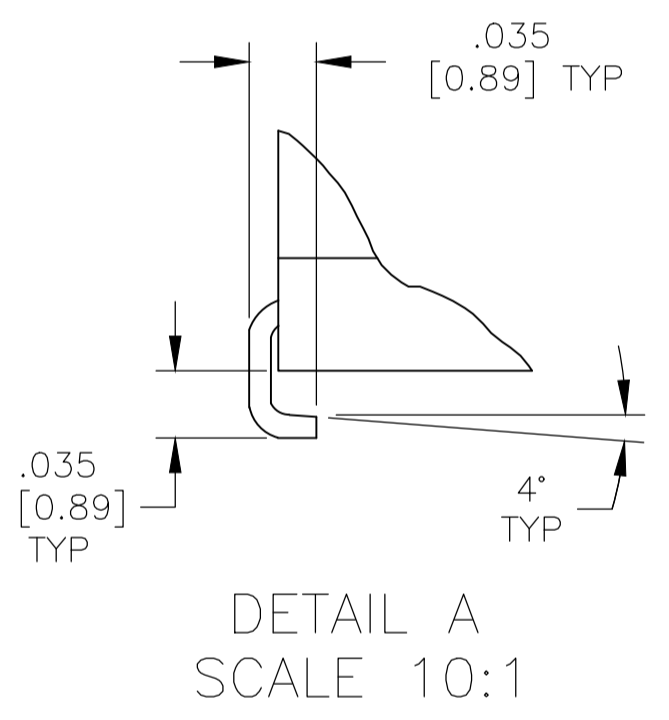
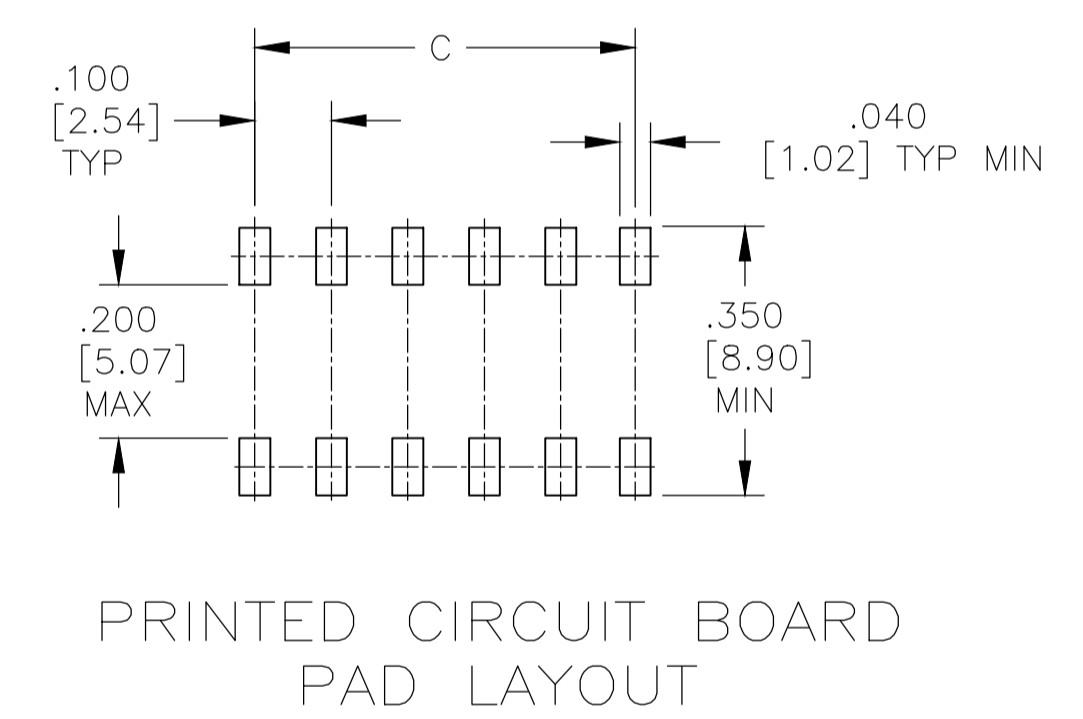
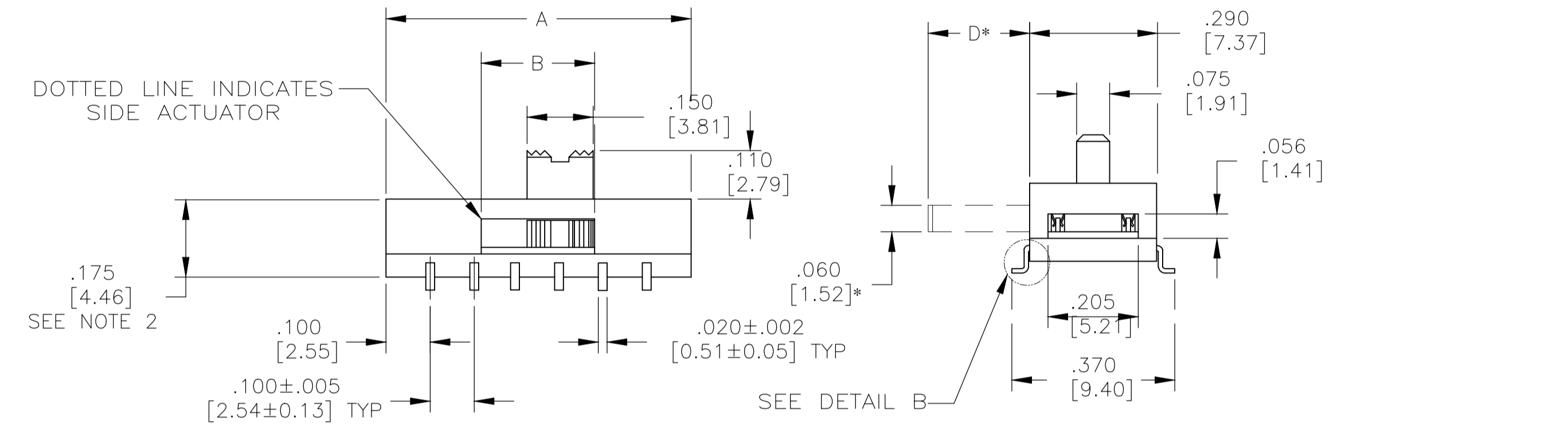
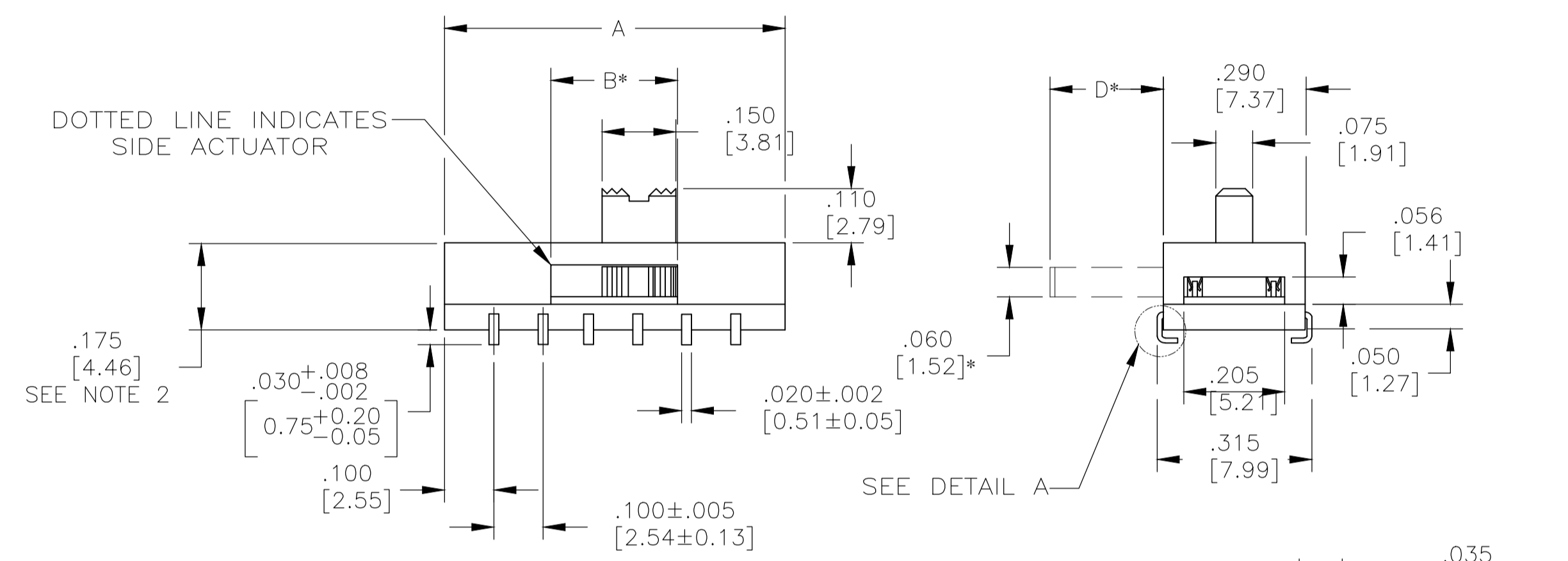
REVISIONS				
P	LTR	DESCRIPTION	DATE	OWN
-	-	SEE SHEET 1	-	-



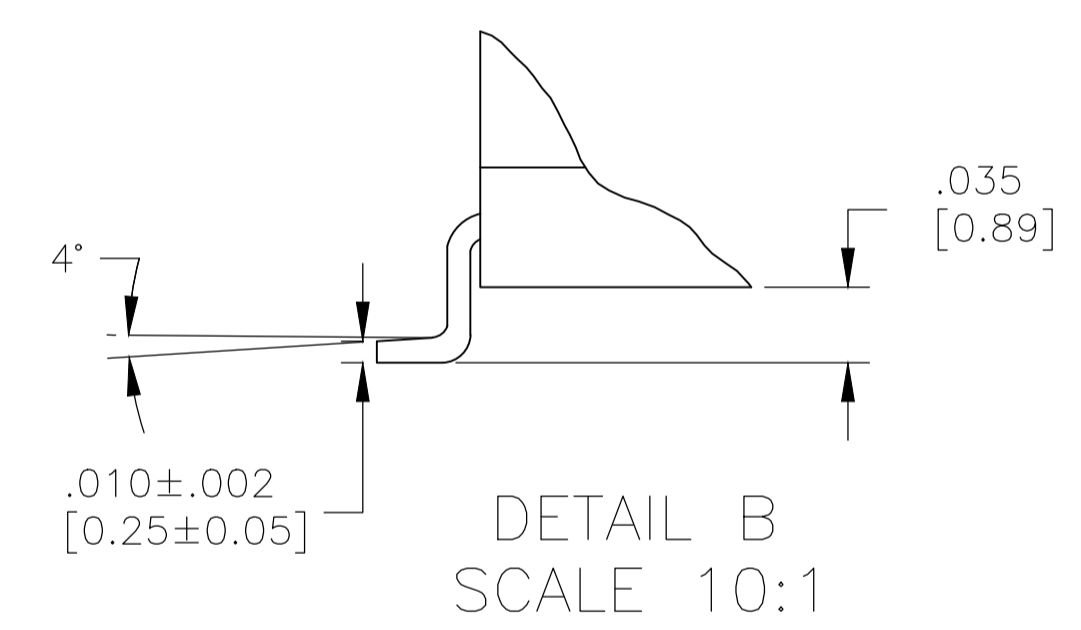
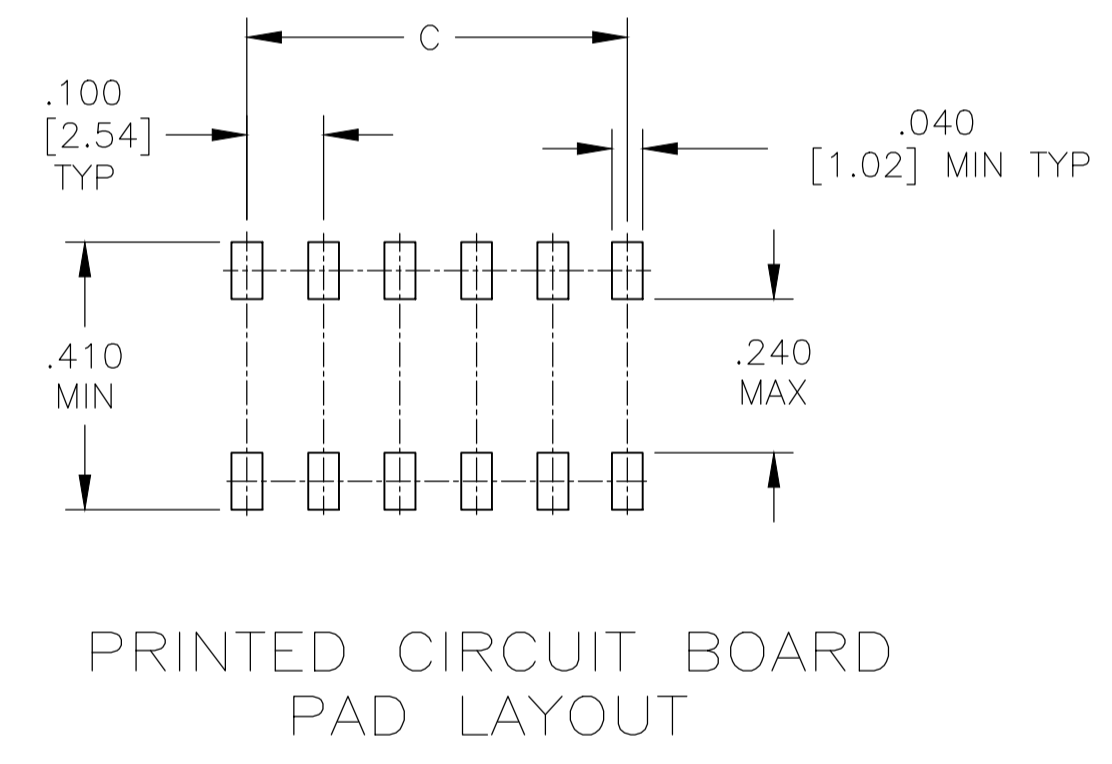
* SIDE ACTUATOR ONLY.



* SIDE ACTUATOR ONLY.



DETAIL A
SCALE 10:1



DETAIL B
SCALE 10:1

"S" J-LEAD TYPE SURFACE MOUNT

"L" GULL WING TYPE SURFACE MOUNT

THIS DRAWING IS A CONTROLLED DOCUMENT.		DIN B.S.VISWESWARA 15FEB05	TE Connectivity	
DIMENSIONS: INCHES [mm]		CHK M.S.SARVER 15FEB05		
TOLERANCES UNLESS OTHERWISE SPECIFIED:		APPROD M.S.SARVER 15FEB05	NAME SLIDE SWITCH ASE/ASF, AUTO-INSERTABLE, THRU-HOLE AND SURFACE MOUNT	
0 PLC ± - 1 PLC ± - 2 PLC ± - 3 PLC ± .010 4 PLC ± - ± 1° ANGLES ± - ± 1°		PRODUCT SPEC	APPLICATION SPEC	
MATERIAL SEE SHEET 1	FINISH SEE SHEET 1	WEIGHT	SIZE A1	CAGE CODE 00779
CUSTOMER DRAWING		DRAWING NO 1825010	RESTRICTED TO	SCALE 4:1
		SHEET 2	OF 2	REV B5

单击下面可查看定价，库存，交付和生命周期等信息

[>>TE Connectivity\(泰科\)](#)