

Molded Parts Specification Control Drawing

Part Number : 222D211-X-40

Description : Boot, 90°

NOTES

- All dimensions are in $\frac{\text{inches}}{\text{[millimeters]}}$
- Dimensions appearing in table are as follows:
 - a - As Supplied
 - b - After Unrestricted Recovery
- Coating is optional. As supplied dimensions appearing in table are for uncoated parts. When coating is added, entry diameters will be reduced by .06 max.

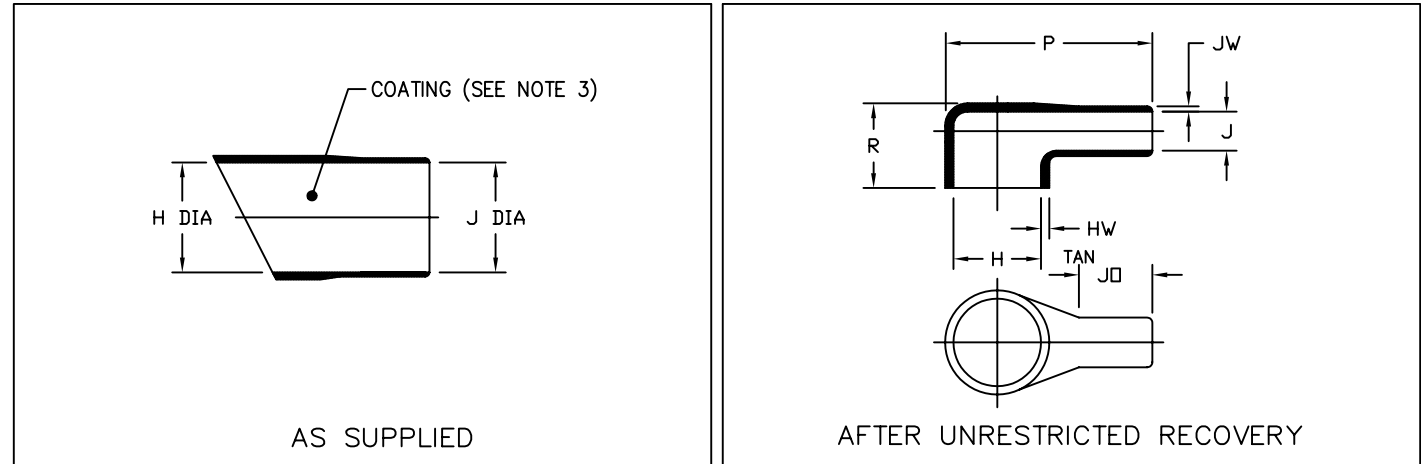


TABLE OF DIMENSIONS

PART NUMBER	H			J			P	R	JO	HW	JW
	Max a	Min a	Max b	Max a	Min a	Max b	±10% b	±10% b	±10% b	±20% b	±20% b
222D211-X-40	$\frac{.60}{[15,2]}$	$\frac{.50}{[12,7]}$	$\frac{.45}{[11,4]}$	$\frac{.60}{[15,2]}$	$\frac{.50}{[12,7]}$	$\frac{.25}{[6,4]}$	$\frac{1.00}{[25,4]}$	$\frac{.61}{[15,5]}$	$\frac{.31}{[7,9]}$	$\frac{.06}{[1,5]}$	$\frac{.045}{[1,1]}$

tyco
Electronics **Raychem**

TYCO ELECTRONICS
300 CONSTITUTION DRIVE
MENLO PARK, CALIFORNIA 94025

© 2006 Tyco Electronics Corporation. All rights reserved

Revision : A

Date : 8/11/06

If this document is printed it becomes uncontrolled.
Check for the latest revision.

Part Number : 222D211-X-40

Description : Boot, 90°

Page 1 of 2
MP060028

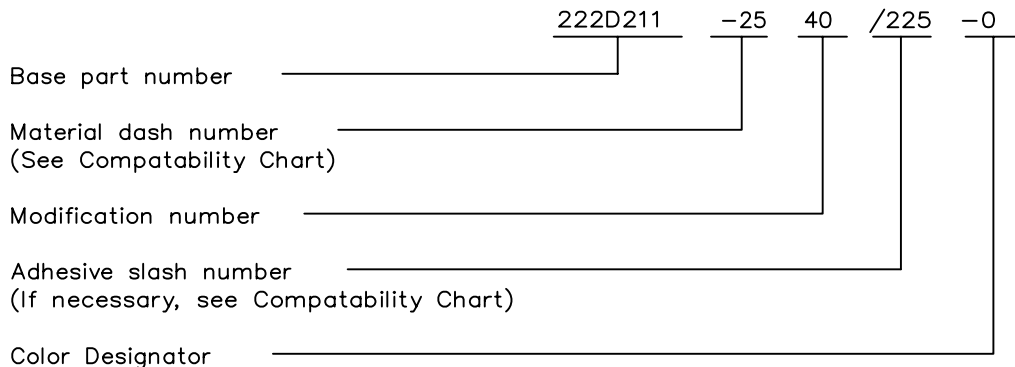
Molded Parts Specification Control Drawing

Part Number : 222D211-X-40

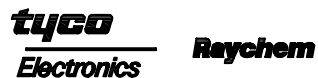
Description : Boot, 90°

COMPATABILITY CHART					
MATERIAL DASH NO.	MATERIAL DESCRIPTION	RT SPEC	COATING SLASH NO.	COATING S NO.	COATING DESCRIPTION
-25	Elastomer, Fluid Resistant	RT-1325	/225	S-1206	Adhesive

ORDERING INFORMATION



THIS DRAWING IS SUBJECT TO CHANGE WITHOUT NOTICE; CONSULT YOUR
NEAREST FIELD REPRESENTATIVE FOR CURRENT REVISION



TYCO ELECTRONICS
300 CONSTITUTION DRIVE
MENLO PARK, CALIFORNIA 94025

Revision : A
Date : 8/11/06

Part Number : 222D211-X-40
Description : Boot, 90°

If this document is printed it becomes uncontrolled.
Check for the latest revision.

单击下面可查看定价，库存，交付和生命周期等信息

[>>TE Connectivity\(泰科\)](#)