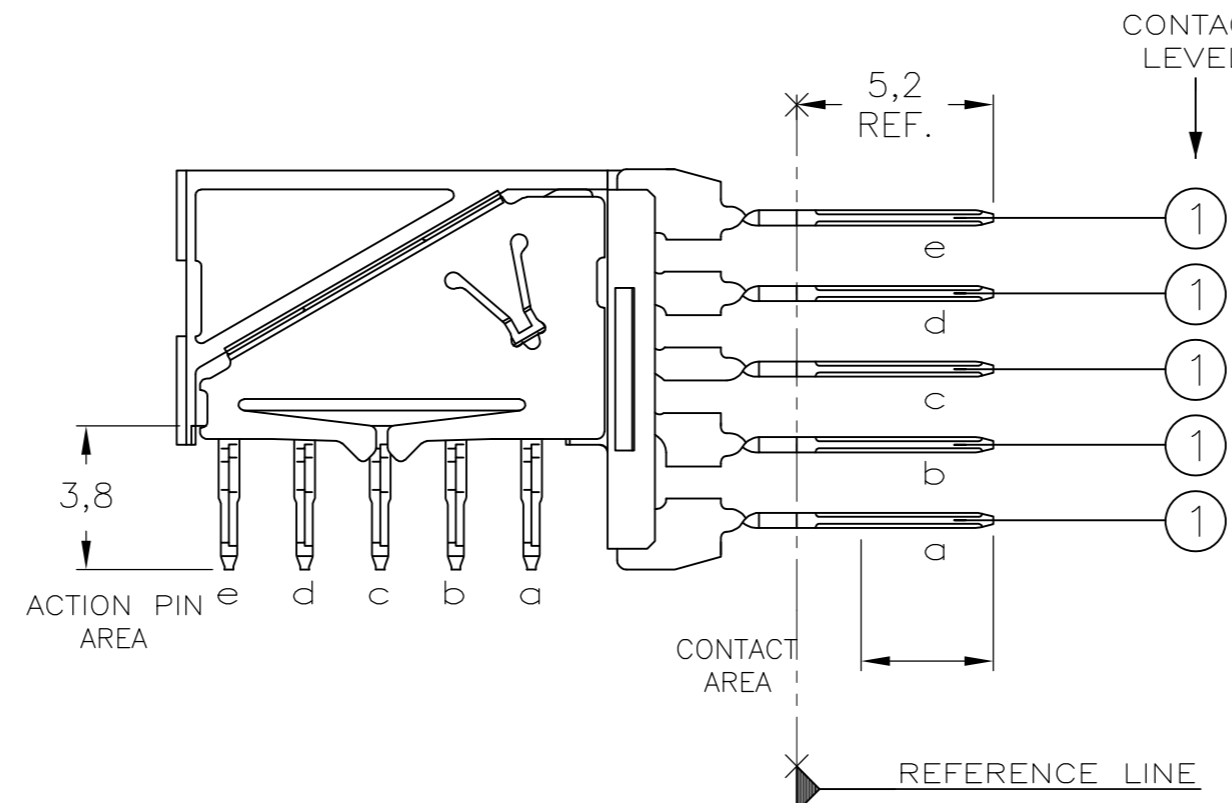
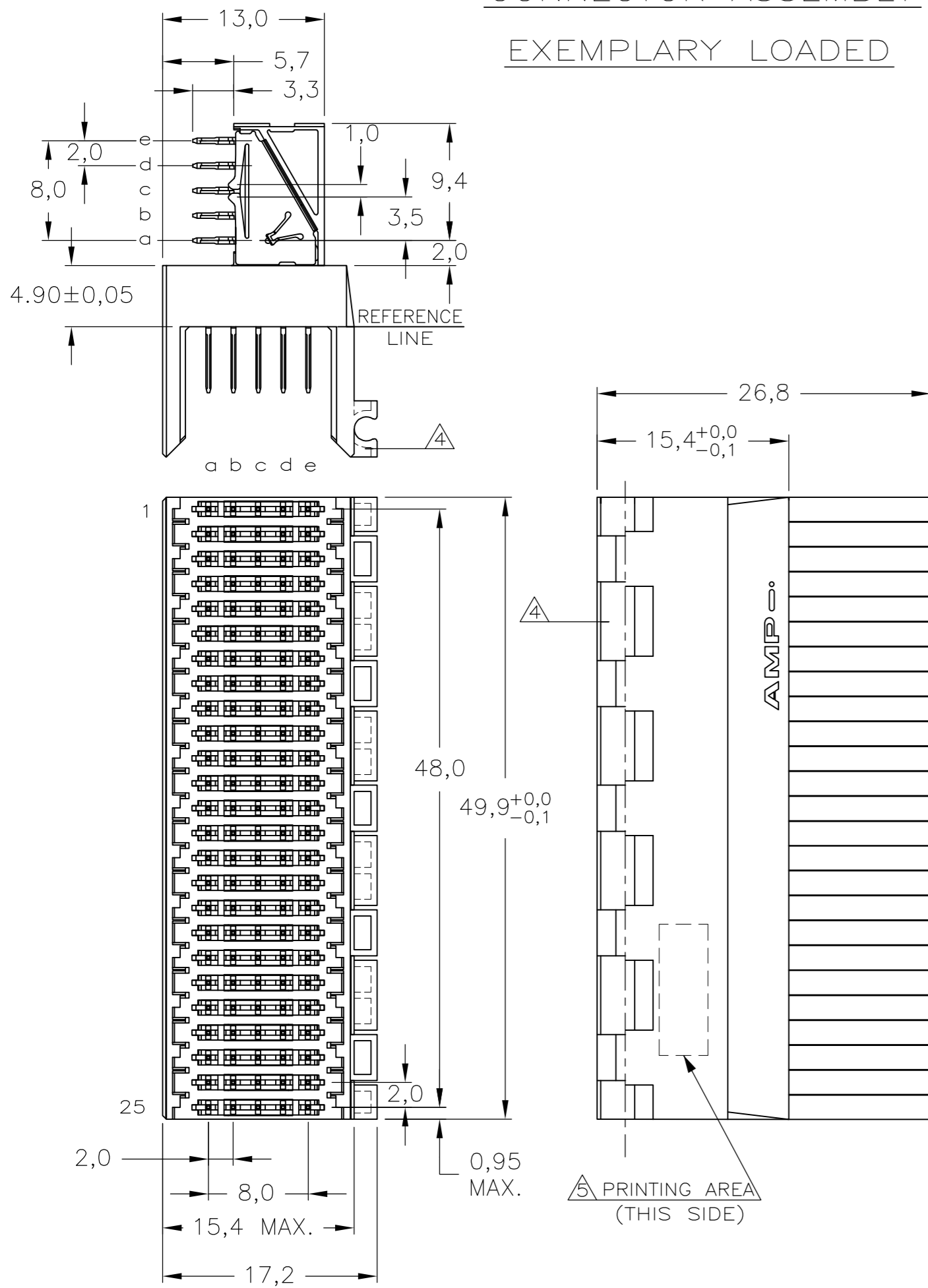


THIS DRAWING IS UNPUBLISHED. RELEASED FOR PUBLICATION
 © COPYRIGHT BY TYCO ELECTRONICS CORPORATION. ALL RIGHTS RESERVED.

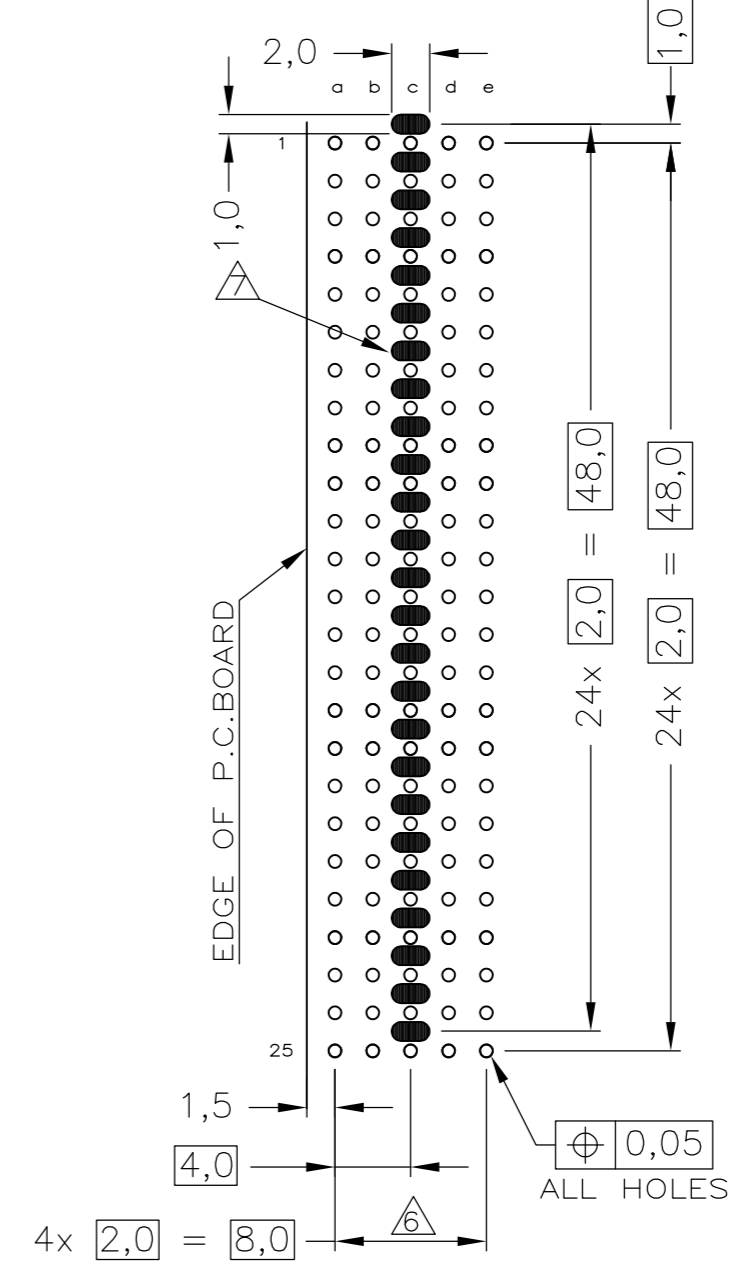
CONTACT DIMENSIONS

| LOC | DIST | REVISIONS | | | |
|-----|------|---------------|----------|-----|------|
| P | LTR | DESCRIPTION | DATE | DWN | APVD |
| C | | ECR-06-026577 | 14-11-06 | BSV | BM |
| D | | ECR-10-018652 | 10SEP10 | JS | MQW |

CONNECTOR ASSEMBLY EXEMPLARY LOADED



RECOMMENDED PCB-HOLE LAY-OUT COMPONENT SIDE SHOWN



CONTACT LAYOUT

| | a | b | c | d | e |
|----|---|---|---|---|---|
| 1 | 1 | 1 | 1 | 1 | 1 |
| 2 | 1 | 1 | 1 | 1 | 1 |
| 3 | 1 | 1 | 1 | 1 | 1 |
| 4 | 1 | 1 | 1 | 1 | 1 |
| 5 | 1 | 1 | 1 | 1 | 1 |
| 6 | 1 | 1 | 1 | 1 | 1 |
| 7 | 1 | 1 | 1 | 1 | 1 |
| 8 | 1 | 1 | 1 | 1 | 1 |
| 9 | 1 | 1 | 1 | 1 | 1 |
| 10 | 1 | 1 | 1 | 1 | 1 |
| 11 | 1 | 1 | 1 | 1 | 1 |
| 12 | 1 | 1 | 1 | 1 | 1 |
| 13 | 1 | 1 | 1 | 1 | 1 |
| 14 | 1 | 1 | 1 | 1 | 1 |
| 15 | 1 | 1 | 1 | 1 | 1 |
| 16 | 1 | 1 | 1 | 1 | 1 |
| 17 | 1 | 1 | 1 | 1 | 1 |
| 18 | 1 | 1 | 1 | 1 | 1 |
| 19 | 1 | 1 | 1 | 1 | 1 |
| 20 | 1 | 1 | 1 | 1 | 1 |
| 21 | 1 | 1 | 1 | 1 | 1 |
| 22 | 1 | 1 | 1 | 1 | 1 |
| 23 | 1 | 1 | 1 | 1 | 1 |
| 24 | 1 | 1 | 1 | 1 | 1 |
| 25 | 1 | 1 | 1 | 1 | 1 |

P.C.B. HOLE DIM. ACTION PIN
FOR DETAILS SEE
APPLICATION SPECIFICATION

NOTES:

- 1 MATERIAL HOUSING : GREY GLASSFILLED POLYESTER
UL-RATING V0
- CONTACT : PHOSPHORBRONZE
- REDUCED CROSS-TALK SHIELD: PHOSPHORBRONZE
- △ GENERAL CONTACT PLATING SPECIFICATION: UNDERPLATING (ENTIRE CONTACT):
1,27µm NICKEL MIN. AND ACTION PIN: 0,5µm TIN MIN.
FOR PLATING OF MATING SURFACES SEE APPLICABLE SPECIFICATION
REFERENCE FOR EACH DASH NUMBER.
REDUCED CROSS-TALK SHIELD PLATING: GOLD FLASH OVER 1,27µm NICKEL MIN.
- ③ CONFORMS TO ALL TESTING ACCORDING IEC 61076-4-101
PERFORMANCE LEVEL 2.
- ④ CONNECTOR ASSEMBLY WITH LATCH HINGE FOR CABLE CONNECTOR.
- ⑤ CONNECTOR PRINTED WITH PARTNUMBER AND DATECODE
- ⑥ PLATED-THROUGH HOLES AT 2x2mm SQUARE GRID.
- △ PLATED SPOT ONLY ON COMPONENT SIDE, FORMING ONE CONTACT
WITH PLATED THROUGH HOLES OF ROW C

| | |
|----------------|---------------|
| △/△ | 1-5352272-1 △ |
| △/△ | 5352272-1 |
| CONTACT FINISH | PART NUMBER |

| | | | | |
|----------------------------------------|--|----------------------------|---------------------------------------------------------------|-----------|
| THIS DRAWING IS A CONTROLLED DOCUMENT. | | DWN 23AUG2004 K.N.KIRAN | Tyco Electronics Corporation s-HertogenBosch, Netherlands, | |
| DIMENSIONS: mm | | CHK 23DEC2004 B.MOOIJ | NAME | |
| TOLERANCES UNLESS OTHERWISE SPECIFIED: | | APVD 23DEC2004 B.MOOIJ | Z-PACK 2mm HM TYPE B | |
| 0 PLC ± | | PRODUCT SPEC | 125 POS. RIGHT ANGLE MALE CONNECTOR | |
| 1 PLC ± | | APPLICATION SPEC | WITH REDUCED CROSS-TALK SHIELDS | |
| 2 PLC ± ±0.2 | | 108-19082 | SIZE | CAGE CODE |
| 3 PLC ± | | 114-19029 | A2 | 00779 |
| 4 PLC ± | | WEIGHT | DRAWING NO | |
| ANGLES ± | | - | C=5352272 | |
| FINISH | | CUSTOMER DRAWING | RESTRICTED TO | - |
| | | SCALE 5:1 | SHEET 1 of 1 | REV D |

单击下面可查看定价，库存，交付和生命周期等信息

[>>TE Connectivity\(泰科\)](#)