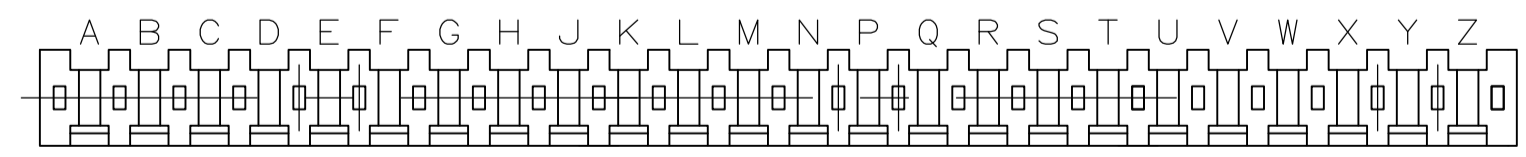
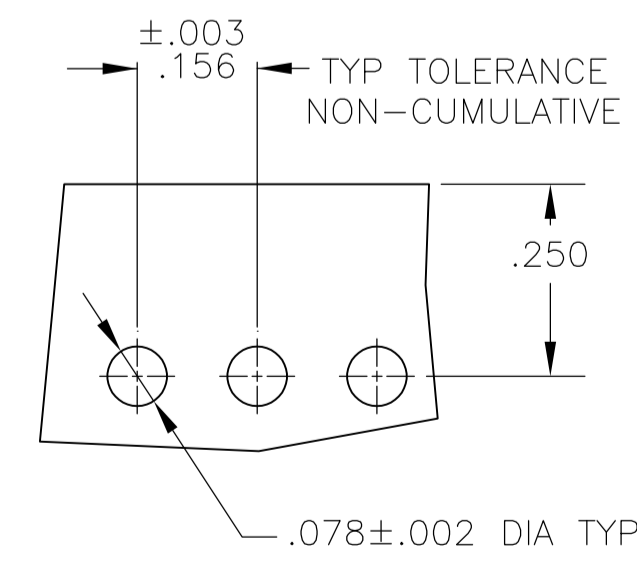
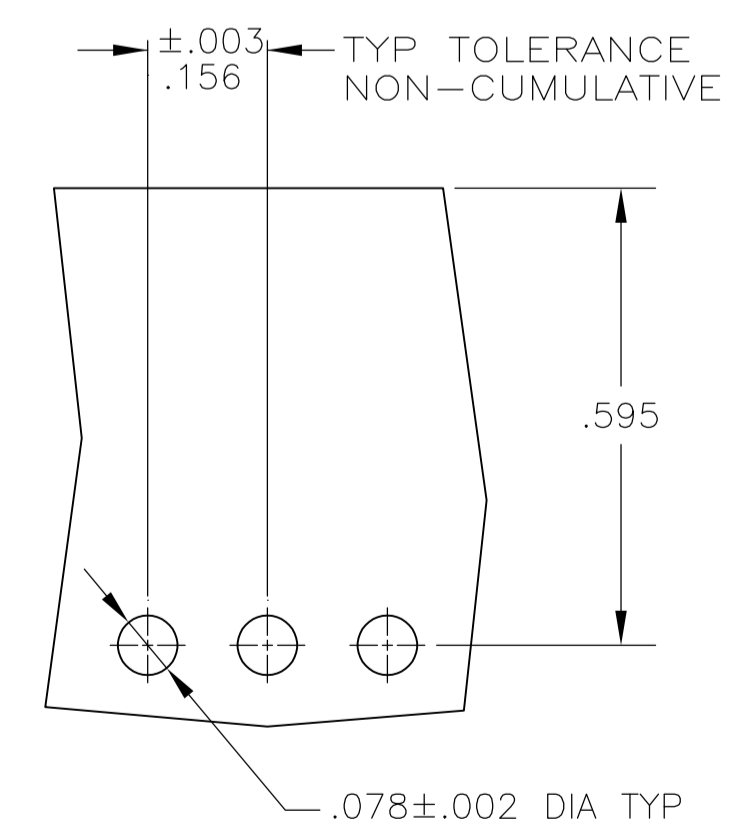


- 1 THE TIPS OF THE POSTS WILL NOT BE PLATED
- 2 THE NOTED DIMENSIONS APPLY AT THE INTERSECTION OF THE POST AND THE HOUSING
- 3 POINT OF MEASUREMENT FOR PLATING THICKNESS
- 4 OBSOLETE PARTS: OBSOLETE CIS STREAMLINING PER D.RENAUD/D.SINISI



KEYWAY LOCATIONS (REF-SEE TABLE)
(MATING LENGTH OF POST ON NEAR SIDE)
SCALE: 2:1

OBSOLETE	A,C,E,H,K,M,Q,S,U,W,Y	11	3.855	3.744	24	25	-2-87654-5-
	A,C,E,G,J,L,N,Q,S,U,W,Y	12	3.699	3.588	23	24	-2-87654-4-
	A,D,G,K,N,R,U,X	8	3.543	3.432	22	23	-2-87654-3-
	A,C,E,G,J,L,N,Q,S,U,W	11	3.387	3.276	21	22	-2-87654-2-
	A,D,G,K,N,R,U	7	3.231	3.120	20	21	-2-87654-1-
	A,C,E,G,J,L,N,Q,S,U	10	3.075	2.964	19	20	-2-87654-0-
OBSOLETE	B,D,F,J,L,N,Q,S	8	2.919	2.808	18	19	-1-87654-9-
	A,D,F,J,M,P,S	7	2.763	2.652	17	18	-1-87654-8-
	A,D,G,K,N,R	6	2.607	2.496	16	17	-1-87654-7-
	A,C,E,G,J,L,N,Q	8	2.451	2.340	15	16	-1-87654-6-
	A,D,G,K,N	5	2.295	2.184	14	15	-1-87654-5-
	A,C,E,G,J,L,N	7	2.139	2.028	13	14	-1-87654-4-
	A,D,J,M	4	1.983	1.872	12	13	-1-87654-3-
	A,C,E,G,J,L	6	1.827	1.716	11	12	-1-87654-2-
	A,D,G,K	4	1.671	1.560	10	11	-1-87654-1-
	A,C,E,G,J	5	1.515	1.404	9	10	-1-87654-0-
OBSOLETE	A,D,G	3	1.359	1.248	8	9	-87654-9-
	A,C,E,G	4	1.203	1.092	7	8	-87654-8-
	A,C,E	3	1.047	.936	6	7	-87654-7-
	A,C,E	3	.891	.780	5	6	-87654-6-
	A,D	2	.735	.624	4	5	-87654-5-
	A,C	2	.579	.468	3	4	-87654-4-
OBSOLETE	A	1	.423	.312	2	3	-87654-3-
	A	1	.267	.156	1	2	-87654-2-
KEYWAY LOCATIONS		NO OF KEYWAY	C	B	A	NO OF POSN	ASSEMBLY PART NUMBER

TO SUPPORT MATING CONNECTOR ON BOARD

FOR MOUNTING HEADER FLUSH TO BOARD EDGE

RECOMMENDED BOARD LAYOUTS

THIS DRAWING IS A CONTROLLED DOCUMENT.

DIMENSIONS: INCHES	TOLERANCES UNLESS OTHERWISE SPECIFIED:	DIN L.A.MAYER 16MAR87	19MAR87	Tyco Electronics Corporation Harrisburg, Pa 17105-3608
0 PLC ± -	1 PLC ± -	2 PLC ± -	3 PLC ± .005	
4 PLC ± -	ANGLES ± -	APVD F.B.HUBBEN 19MAR87	NAME	HEADER ASSEMBLY, MOD 1, RIGHT ANGLE, SINGLE ROW, .156@22
MATERIAL HOUSING - FLAME RETARDANT THERMOPLASTIC, COLOR-BLACK	FINISH PRE-PLATED STOCK .000030 GOLD OVER .000050 NICKEL	WEIGHT	SIZE A1	SCALE 4:1
CUSTOMER DRAWING		REV	SHEET 1 OF 1	REV N1

单击下面可查看定价，库存，交付和生命周期等信息

[>>TE Connectivity\(泰科\)](#)