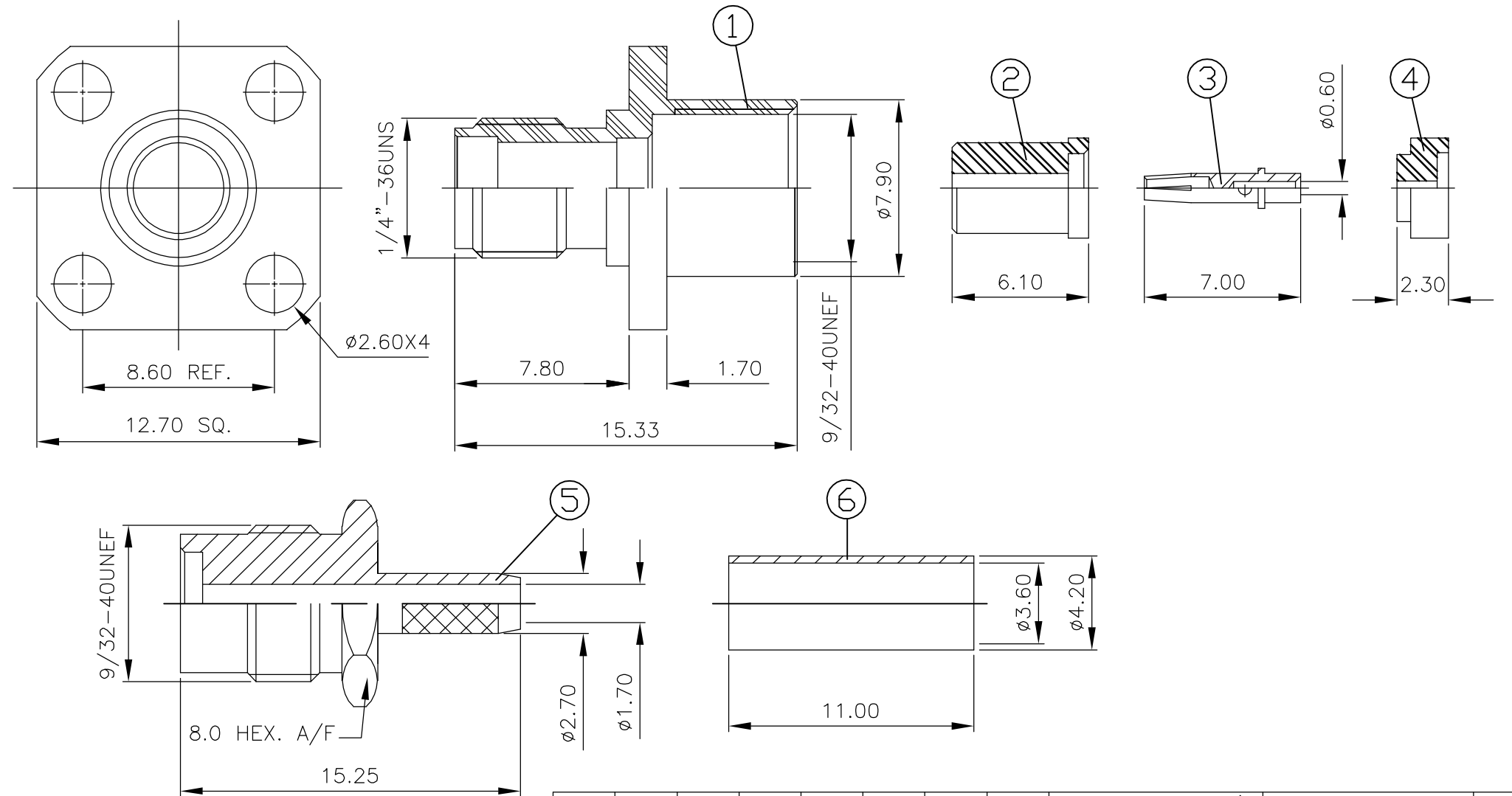


THIS DRAWING IS UNPUBLISHED. RELEASED FOR PUBLICATION APRIL, 2004.
 © COPYRIGHT 2004 BY TYCO ELECTRONICS CORPORATION. ALL RIGHTS RESERVED.

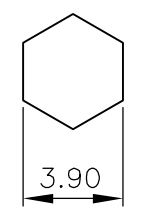
LOC	DIST	REVISIONS					
E	B	P	LTR	DESCRIPTION	DATE	DWN	APVD
		B		EBD0-0189-04	22APR04	RS	FWK

- NOTES:
- 1 SINGLE PACK IN ACCORDANCE WITH SPEC 107-3275
 - 2 100 TRAY PACK IN ACCORDANCE WITH SPEC 107-3275
 - 3 0.08µm Au PLATING OVER 1.27µm Ni PLATING
 - 4 0.76µm Au PLATING OVER 1.27µm Ni PLATING OVER 0.76µm Cu PLATING
 - 5 PASSIVATED
 - 6 PLATING AS PER BODY, EXCEPT FOR PASSIVATED WHICH IS NICKEL PLATED
 - 7 HAND TOOL 9-1478240-0
 - 8 DIE SET 9-1478248-0
 - 9 FOR TECHNICAL DATA REFER TO YOUR LOCAL TYCO ELECTRONICS SALES OFFICE
 - 10 ALL DIMENSIONS ARE NOMINAL FOR REFERENCE ONLY UNLESS OTHERWISE STATED

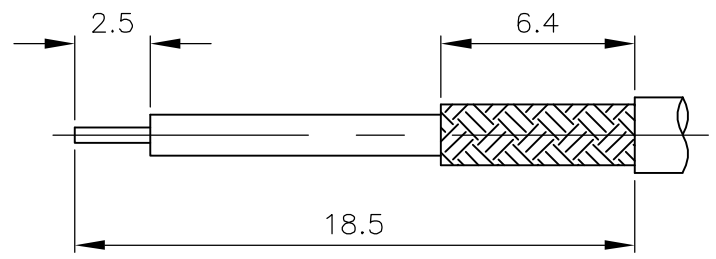


				1	1	1	1	BRASS	6	CRIMP SLEEVE	6
				1	1	-	-	STAINLESS STEEL	5	NUT	5
				-	-	1	1	STAINLESS STEEL	5	NUT	5
				1	1	1	1	PTFE	4	INSULATOR	4
				1	1	1	1	BERYLLIUM COPPER	3	CENTER SOCKET	3
				1	1	1	1	PTFE	2	INSULATOR	2
				1	1	-	-	STAINLESS STEEL	1	SHELL	1
				-	-	1	1	STAINLESS STEEL	1	SHELL	1
				2--1	2--0	1--1	1--0	MATERIAL		DESCRIPTION	ITEM
				2	1	2	1				

RECOMMENDED CRIMP SLEEVE A/F HEX



RECOMMENDED CABLE STRIPPING DIM'S



THIS DRAWING IS A CONTROLLED DOCUMENT.

DIMENSIONS: mm	TOLERANCES UNLESS OTHERWISE SPECIFIED:
	0 PLC ± -
	1 PLC ± -
	2 PLC ± -
	3 PLC ± -
	4 PLC ± -
	ANGLES ± -
MATERIAL SEE TABLE	FINISH -

tyco Electronics Tyco Electronics Corporation Bideford, UK, EX39 4HE

DWN R.SMITH 05FEB04
 CHK S.PARLOW 05FEB04
 APVD F.WHEELER-KING 05FEB04

PRODUCT SPEC 108-3460
 APPLICATION SPEC 411-3276
 WEIGHT -

SMA PANEL JACK 4 HOLE FLANGE, SOLDER PIN, CRIMP
 RG316/U, 188A/U, RG174A/U, URM95, KX3B, KX22A

SIZE A3 CAGE CODE 00779 DRAWING NO C-1478951 RESTRICTED TO -

CUSTOMER DRAWING SCALE 1:1 SHEET 1 OF 1 REV B

单击下面可查看定价，库存，交付和生命周期等信息

[>>TE Connectivity\(泰科\)](#)