

NEW MAG-MATE TERMINALS FOR FINE ALUMINUM AND COPPER MAGNET WIRE

Introductory Product Flyer

MAG-MATE terminals are insulation displacement connection (IDC) terminals for copper and aluminum magnet wire terminations. These new additions to the product line accommodate single or double 33-27 AWG (0.18-0.36mm dia.) aluminum magnet wires or 34-28 AWG (0.16-0.32mm dia.) copper magnet wires. The new parts offer either a solder post or a 110 series FASTON tab as an input/output option.

As with other MAG-MATE terminals, these are designed to be inserted into specified cavities in bobbins or housings by MAG-MATE terminal insertion machines, precisely positioning the magnet wires within the “U” shaped termination slots. The clean metal-to-metal interface produces stable, gas-tight electrical terminations free of oxides and other contaminants. No pre-stripping of the magnet wire is required, and there is no high temperature soldering or welding process that might damage heat-sensitive wiring or components.

A broad range of existing MAG-MATE and mini MAG-MATE terminals are available for use with magnet wire ranging from 52-12 AWG (0.254-2.05mm dia.).

Visit te.com for more details on the complete MAG-MATE terminal product line.

KEY FEATURES AND BENEFITS

- Terminate film-insulated copper and aluminum magnet wire
- Eliminate need for pre-stripping conductors
- Accommodate 33-27 AWG (0.18-0.36mm dia.) aluminum wire or 34-28 AWG (0.16-0.32mm dia.) copper wire
- Simultaneously terminate two magnet wires of the same size in one terminal (for splicing or bi-filing)
- Eliminate soldering or welding processes that might damage heat-sensitive wiring or components.



APPLICATIONS

- Motor windings and connections
- Coil connections
- Transformer windings and connections
- Bobbin connections
- Lighting ballasts
- Power supplies

TECHNICAL DETAILS

- Material: Tin plated brass
- Product Specification: 108-2012
- Application Specification: 114-2069

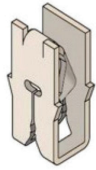
PART DETAILS

Part Number	Input/Output Type	Image	Aluminum Magnet Wire Range		Copper Magnet Wire Range		Wire Slot ID	Typical Cavity Size
			AWG	mm dia.	AWG	mm dia.		
2238061-1	Solder Post		33-31	0.18-0.23	34-33	0.16-0.18	3	1
2238060-1			31-29	0.23-0.29	33-31	0.18-0.23	4	
2238062-1			29-27	0.29-0.36	31-28	0.23-0.32	5	
2238087-1	110 FASTON Tab		33-31	0.18-0.23	34-33	0.16-0.18	3	
2238088-1			31-29	0.23-0.29	33-31	0.18-0.23	4	
2238089-1			29-27	0.29-0.36	31-28	0.23-0.32	5	

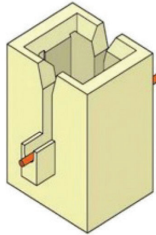
MAG-MATE Terminals for Fine Al and Cu Wire

Product Extension

MAG-MATE TERMINAL AND CAVITY



MAG-MATE terminal



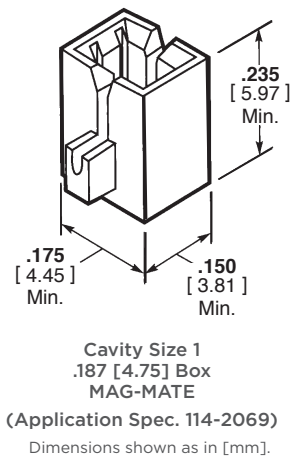
Up to 4 contact points for magnet wire

Up to 2 magnet wires of the same diameter

Cavities are either integrated into coil bodies or especially designed cavity housings.

TYPICAL PLASTIC CAVITY

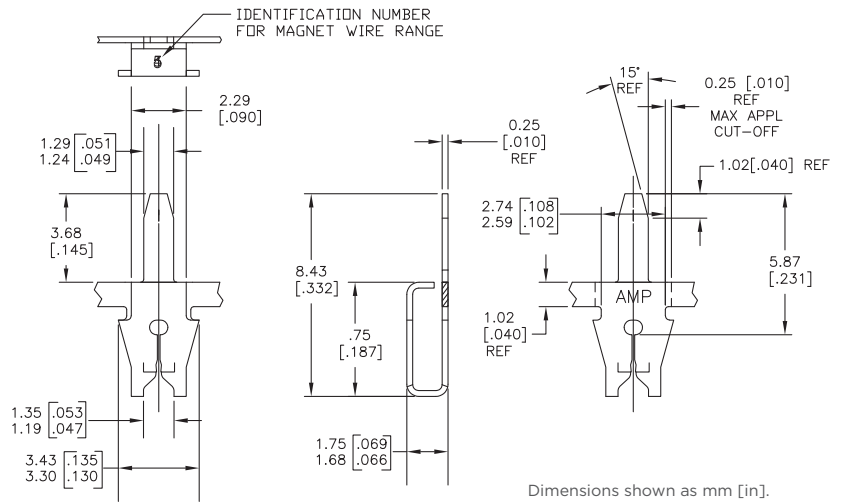
For reference only. Not a purchased item. Manufacture only according to TE specification.



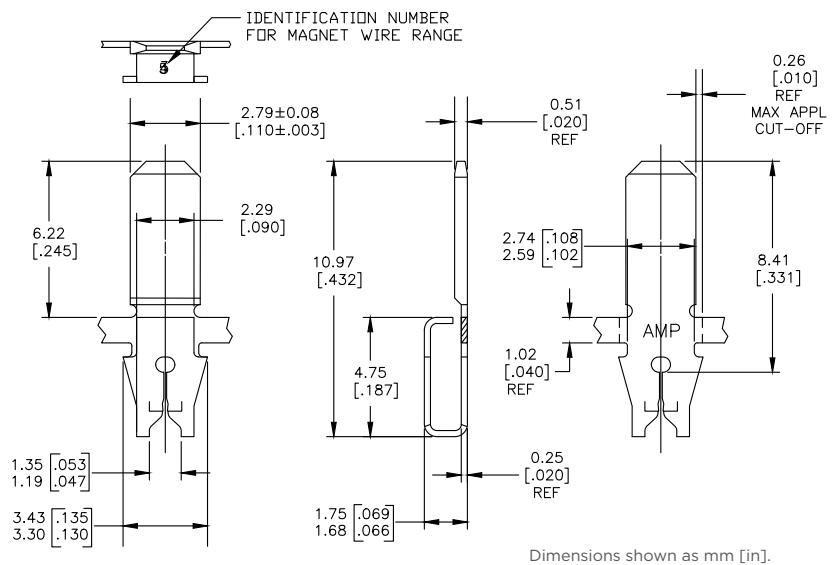
OUTLINE DIMENSIONS (for reference only)

Note that wire slot dimensions and ID number vary by part number. See customer drawings on te.com for detailed dimensions.

SOLDER POST TERMINALS (2238060-1, 2238061-1, 2238062-1)



110 TAB TERMINALS (2238087-1, 2238088-1, 2238089-1)



TE TECHNICAL SUPPORT CENTER

USA: +1 (800) 522-6752

Canada: +1 (905) 475-6222

Mexico: +52 (0) 55-1106-0800

Latin/S. America +54 (0) 11-4733-2200

Germany: +49 (0) 6251-133-1999

UK: +44 (0) 800-267666

France: +33 (0) 1-3420-8686

Netherlands: +31 (0) 73-6246-999

China: +86 (0) 400-820-6015

te.com

MAG-MATE, FASTON, TE, TE Connectivity, TE Connectivity (logo) and Every Connection Counts are trademarks. All other logos, products and/or company names referred to herein might be trademarks of their respective owners.

The information given herein, including drawings, illustrations and schematics which are intended for illustration purposes only, is believed to be reliable. However, TE Connectivity makes no warranties as to its accuracy or completeness and disclaims any liability in connection with its use. TE Connectivity's obligations shall only be as set forth in TE Connectivity's Standard Terms and Conditions of Sale for this product and in no case will TE Connectivity be liable for any incidental, indirect or consequential damages arising out of the sale, resale, use or misuse of the product. Users of TE Connectivity products should make their own evaluation to determine the suitability of each such product for the specific application.

© 2018 TE Connectivity Ltd. family of companies All Rights Reserved.

1-1773967-5 11/18 Original

单击下面可查看定价，库存，交付和生命周期等信息

[>>TE Connectivity\(泰科\)](#)