

Type TLRS Series


Key Features

Three Sizes

Power ratings
to 7W

Resistance
value from
0.5mΩ~5mΩ

Electron beam
welding,
stable
performance



Applications

Current
sensors for
Hybrid power
sources

Frequency
convertors

High Current
Handling for
Automotive
Engine
Controls and
Power
Management

TE Connectivity is pleased to offer this Low Ohmic Surface Mount Shunt Resistor. Featuring Heavy Copper connectors, electron beam welded to a Manganin or NiCr alloy element, this resistor offers excellent long term stability and low inductance, and can be mounted using re-flow soldering techniques or welding on copper.

Characteristics – Electrical

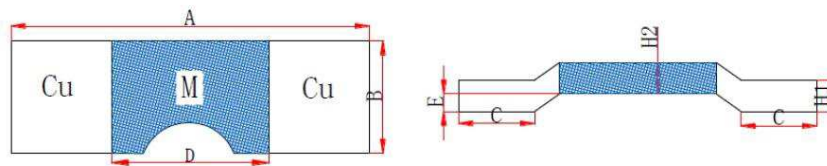
Type	Power Rating (W)	Material	Resistance Range (mΩ)		TCR (PPM/°C)
			±1%	±5%	
TLRS0630	3	Manganin	0.9, 1		±50
	5	Manganin	1		±150
	5	Karma alloy	2, 3, 4		±50 ±100
TLRS1050	2	NiCr alloy	5		±100
	2.5	NiCr alloy	4		±100
	3	NiCr alloy	3		±100
	4	Manganin	1		±60
	4	NiCr alloy	2		±100
	4	Manganin	0.5		±75
	5	Manganin	0.2, 0.3		±75
TLRS1575	3	NiCr alloy	5		±100
	3.5	NiCr alloy	3		±100
	4	NiCr alloy	2		±100
	6	Manganin	0.5, 1		±100
	6	Manganin	0.4		±50
	7	Manganin	0.2		±50

Environmental Characteristics

Item	Requirement	Test Methods
Short time Overload	$\Delta R \leq \pm 0.5\%R$	Rated Power $\times 5$ for 5 seconds
Load Life	$\Delta R \leq \pm 1.0\%R$	70°C Rated Power for 1000 Hours
Resistance to Soldering Heat	$\Delta R \leq \pm 0.5\%R$ $\Delta R \leq \pm 1.0\%R$ (0630 5W)	260°C for 10 \pm 1 seconds
Thermal Shock	$\Delta R \leq \pm 0.5\%R$ $\Delta R \leq \pm 1.0\%R$ (0630 5W)	-55°C/175°C, 30min, 5 cycles
Moisture Resistance	$\Delta R \leq \pm 1.0\%R$	-55°C, 93 \pm 3%RH, 56 days
High Temperature Exposure	$\Delta R \leq \pm 1.0\%R$	175°C for 1000 hours
Vibration	$\Delta R \leq \pm 0.5\%R$	10~200Hz, 98m/S ² , 6 hours

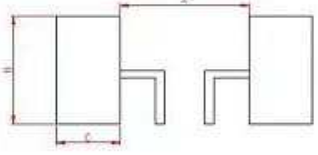
Storage Temperature: 5 ~ 40 °C; Humidity: 55 ~ 75%RH

Construction and Dimensions:

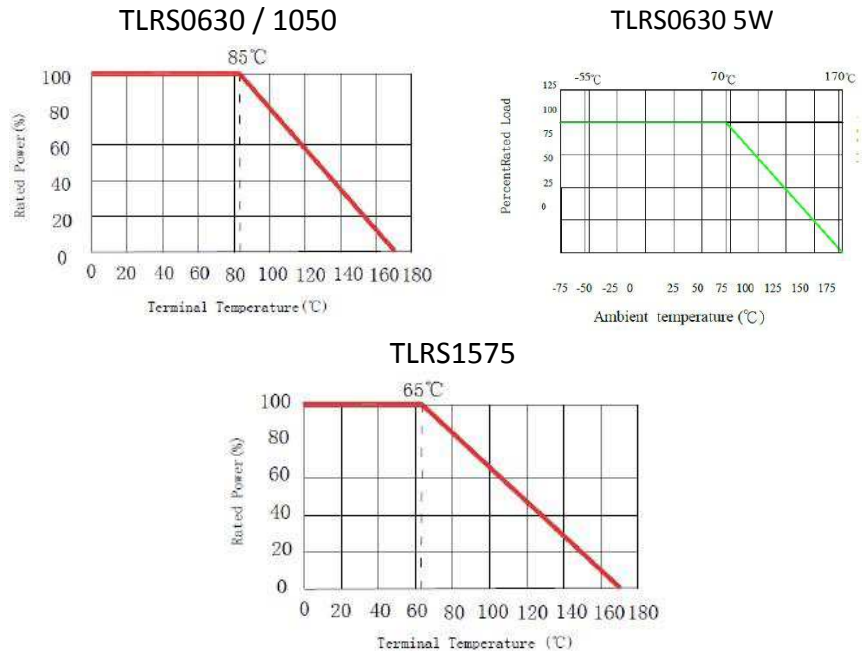


Type	Resistance (mΩ)	Material	A (mm)	B (mm)	C ± 0.3 (mm)	D ± 0.3 (mm)	E ± 0.1 (mm)	H1 ± 0.1 (mm)	H2 ± 0.1 (mm)
TLRS0630	0.9	Manganin	6.35 \pm 0.3	3.05 \pm 0.3	1.14	3.0	0.35	0.45	0.45
	1	Manganin	6.35 \pm 0.3	3.05 \pm 0.3	1.14	3.0	0.35	0.5	0.5
	1	Manganin	6.40 \pm 0.2	3.2 \pm 0.25	1.14	3.0	0.35	0.42	0.42
	2	Karma alloy	6.40 \pm 0.2	3.2 \pm 0.25	1.14	3.0	0.35	0.65	0.65
	3		6.40 \pm 0.2	3.2 \pm 0.25	1.14	3.0	0.35	0.43	0.43
	4		6.40 \pm 0.2	3.2 \pm 0.25	1.14	3.0	0.35	0.32	0.32
TLRS1050	0.2, 0.3	Manganin	10.5 \pm 0.3	5.0 \pm 0.3	2.0	5.0	0.50	1.5 \pm 0.2	1.5 \pm 0.2
	0.5	Manganin	10.5 \pm 0.3	5.0 \pm 0.3	2.0	5.0	0.50	0.95	0.95
	1	Manganin	10.5 \pm 0.3	5.0 \pm 0.3	2.0	5.0	0.50	0.43	0.43
	2	NiCr alloy	10.5 \pm 0.3	5.0 \pm 0.3	2.0	5.0	0.50	0.65	0.65
	3	NiCr alloy	10.5 \pm 0.3	5.0 \pm 0.3	2.0	5.0	0.50	0.43	0.43
	4	NiCr alloy	10.5 \pm 0.3	5.0 \pm 0.3	2.0	5.0	0.50	0.28	0.28
TLRS1575	0.2	Manganin	15.0 \pm 0.3	7.75 \pm 0.3	4.0	5.0	0.50	1.5 \pm 0.2	1.5 \pm 0.2
	0.4	Manganin	15.0 \pm 0.3	7.75 \pm 0.3	4.0	5.0	0.50	0.65	0.65
	0.5	Manganin	15.0 \pm 0.3	7.75 \pm 0.3	4.0	5.0	0.50	0.55	0.55
	1	Manganin	15.0 \pm 0.3	7.75 \pm 0.3	4.0	5.0	0.50	0.30	0.30
	2	NiCr alloy	15.0 \pm 0.3	7.75 \pm 0.3	4.0	5.0	0.50	0.43	0.43
	3	NiCr alloy	15.0 \pm 0.3	7.75 \pm 0.3	4.0	5.0	0.50	0.28	0.28
	5	NiCr alloy	15.0 \pm 0.3	7.75 \pm 0.3	4.0	5.0	0.50	0.20	0.20

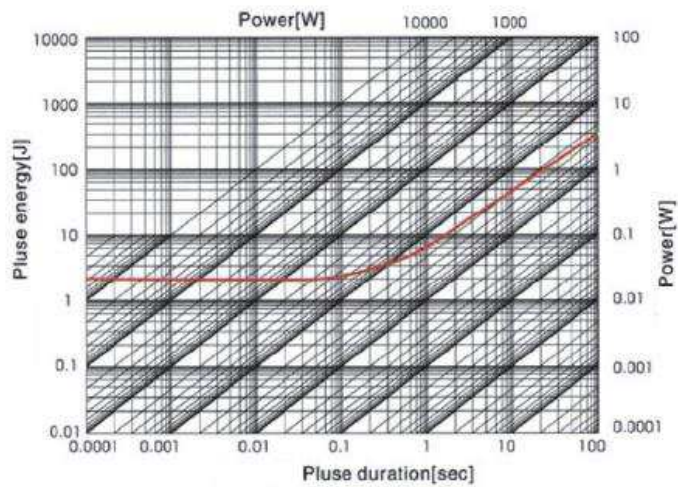
Recommended PCB Plan

		A (mm)	B (mm)	C (mm)
	TLRS0630	7.0±0.10	3.4±0.1	1.8±0.1
	TLRS1050	5.6±0.15	6.2±0.3	2.7±0.3
	TLRS1575	5.6±0.15	8.75±0.3	5.2±0.3

Derating Curve

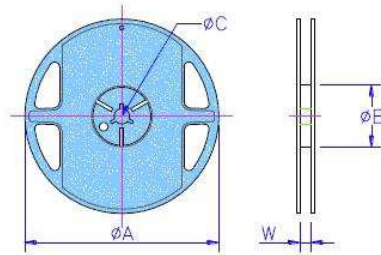


Pulse Energy



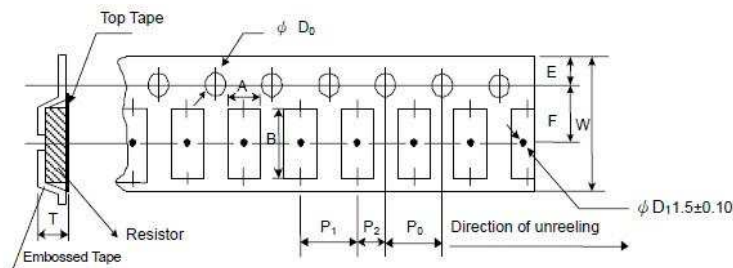
Packaging

Reel Dimensions (mm)



Type	Quantity	Tape Width (mm)	Reel Diameter (inch)	ØA ±1.0 (mm)	ØB ±0.5 (mm)	ØC +0.3/-0.2 (mm)	W ±0.5 (mm)
TLRS0630	5K	16	13	330.5	99.5	13.2	17.4
TLRS0630 5W	4K	16	13	330.0 ±2.0	60.0 ±1.0	13.5 ±0.5	17.0 ±1.0
TLRS1050	3K	24	13	330.5	99.5	13.2	25.4
TLRS1575	2K	24	13	330.5	99.5	13.2	25.4

Tape Specifications – Embossed Plastic



Type	A ±0.1 (mm)	B ±0.1 (mm)	W ±0.3 (mm)	E ±0.1 (mm)	F ±0.15 (mm)	P ₀ ±0.1 (mm)	P ₁ ±0.1 (mm)	P ₂ (mm)	ØD ₀ +0.1 -0 (mm)	T ±0.1 (mm)
0630	3.5	6.8	16.0	1.75	7.5	4.0	8.0	2.0	1.5	1.45
0630 5W	3.5	6.8	16.0	1.75	5.5	4.0	8.0	2.0	1.5	1.80
1050	5.7	11.2	24.0	1.75	11.5	4.0	8.0	2.0	1.5	2.05
1575	8.2	15.9	24.0	1.75	11.5	4.0	12.0	2.0	1.5	2.05

How To Order

TLRS1050	40	E	R002	F	TDG
Common Part	Power Rating	TCR	Resistance Code	Tolerance Code	Packaging
TLRS0630 TLRS1050 TLRS1575	25 – 2.5W 30 – 3W 35 – 3.5W 40 – 4W 50 – 5W Etc.	D - ±50PPM P - ±60PPM W - ±75PPM E - ±100PPM K - ±150PPM	R0002 – 0.2mΩ R001 – 1mΩ	F - ±1% J - ±5%	TDG – Standard Tape and Reel Quantity as above chart

单击下面可查看定价，库存，交付和生命周期等信息

[>>TE Connectivity\(泰科\)](#)