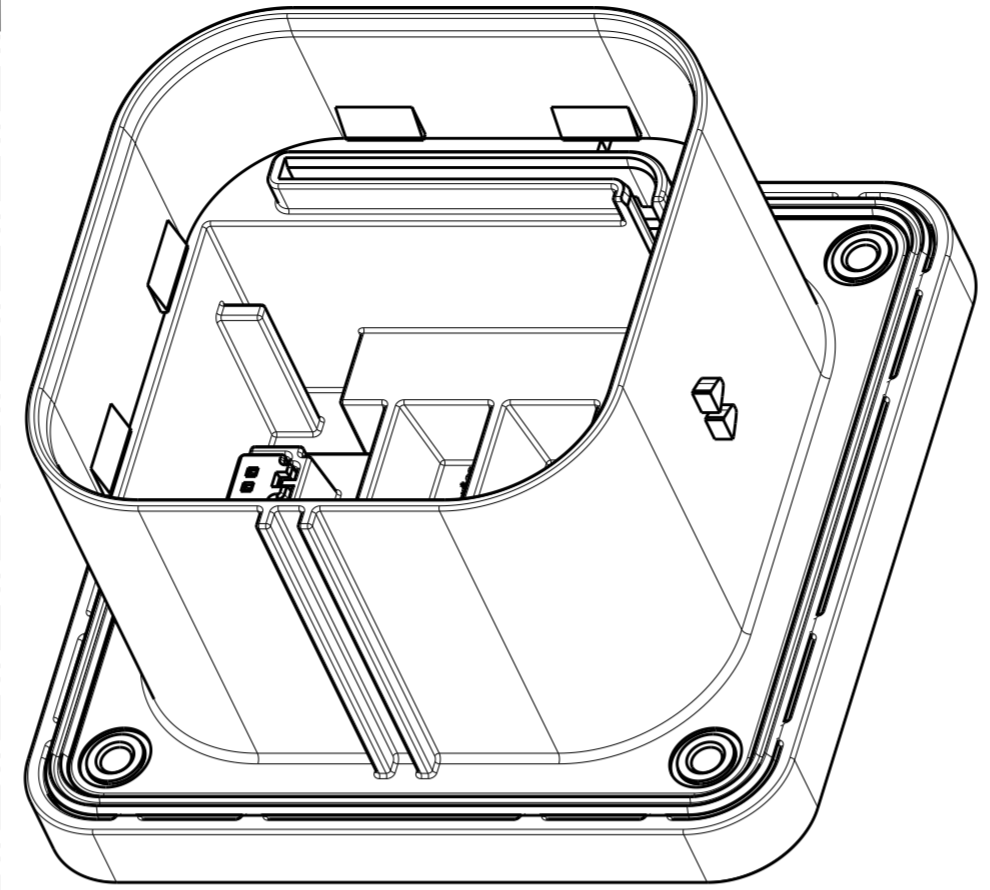


THIS DRAWING IS UNPUBLISHED. RELEASED FOR PUBLICATION 20
 © COPYRIGHT 20 BY TYCO ELECTRONICS CORPORATION ALL RIGHTS RESERVED.

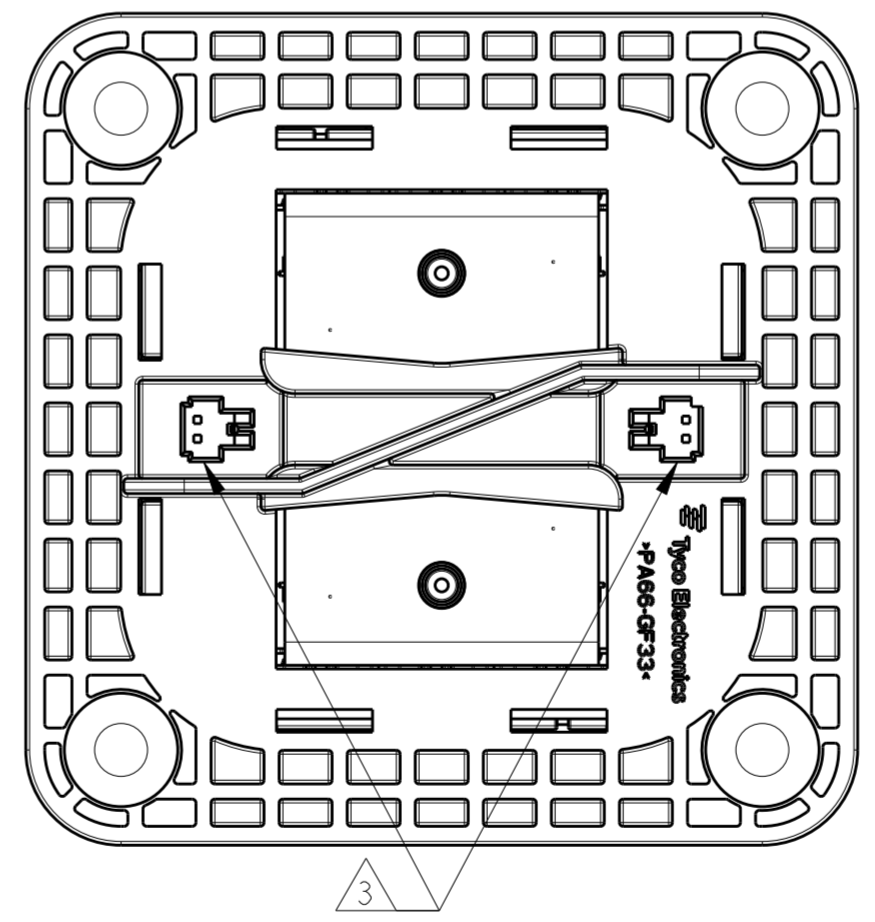
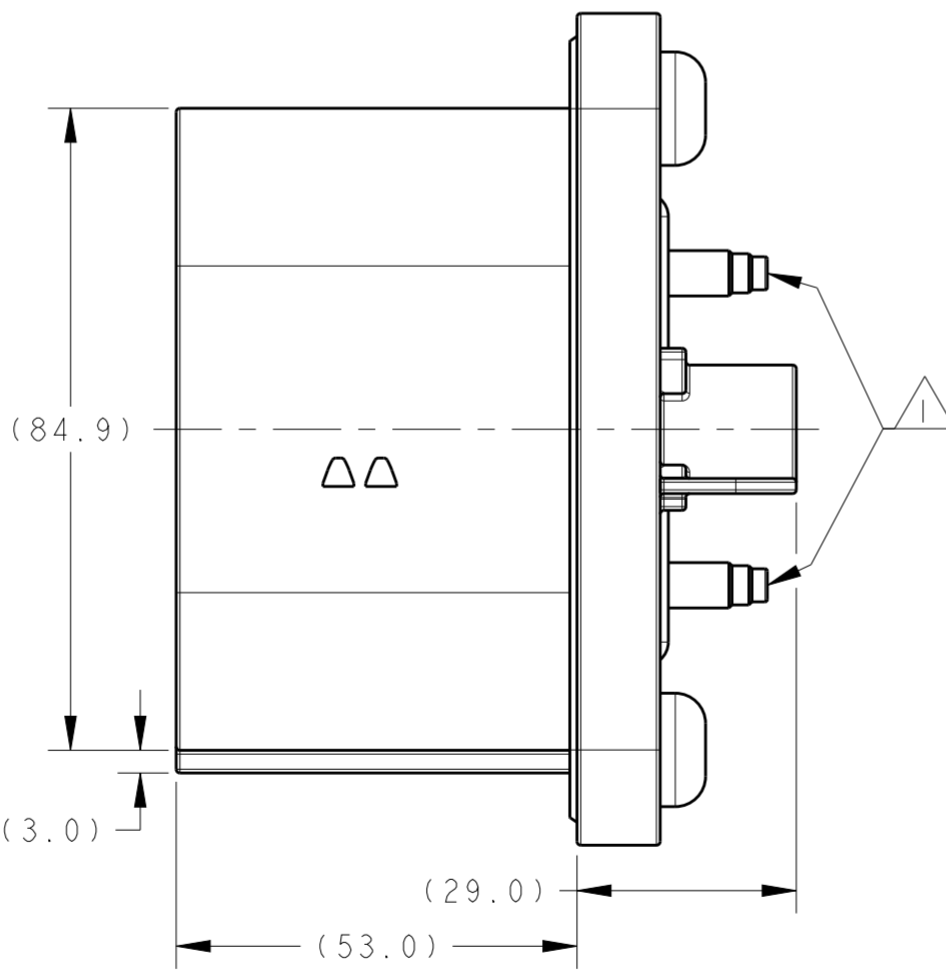
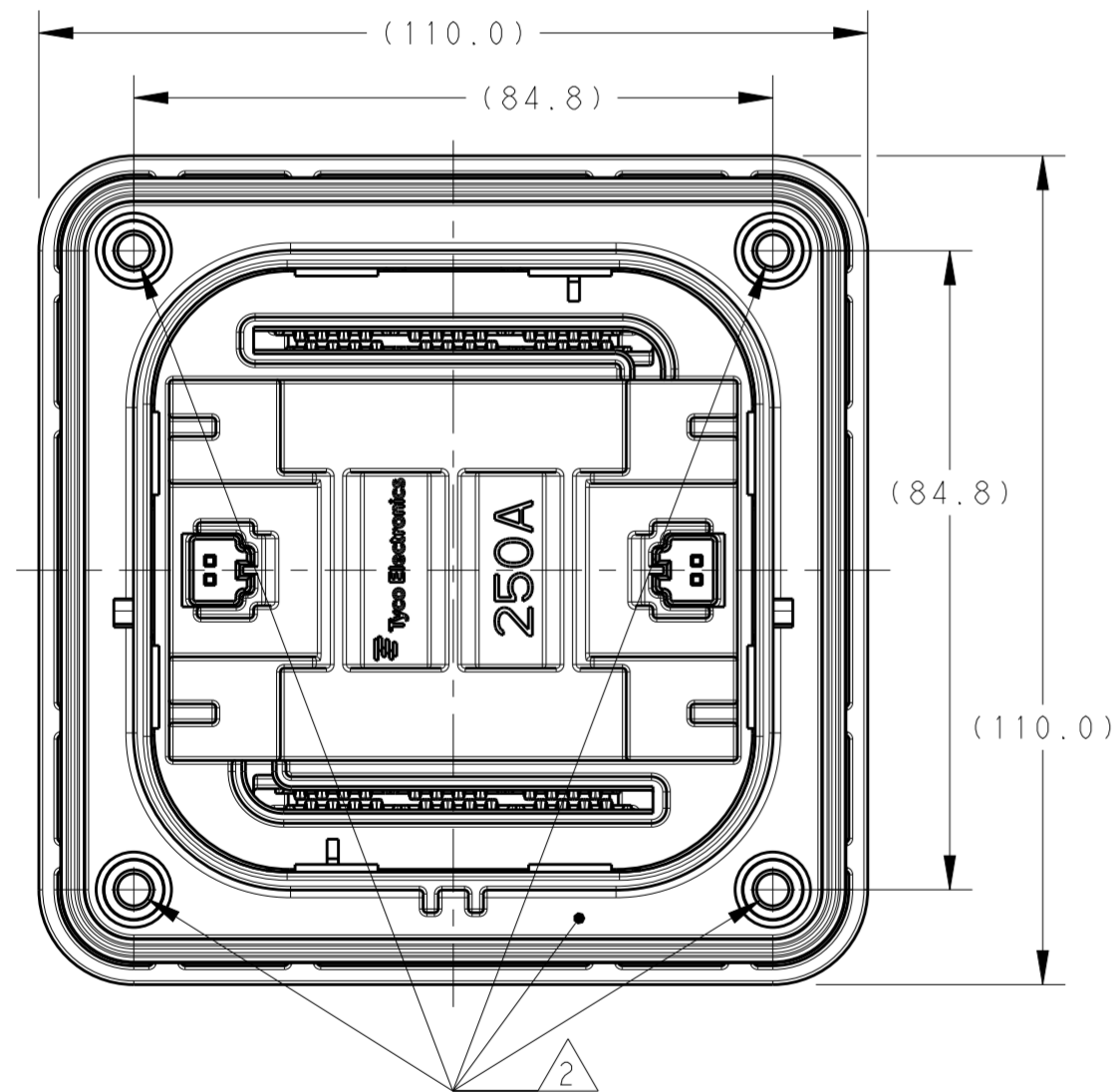
REVISIONS				
P	LTR	DESCRIPTION	DATE	APVD
E		REVISED PER ECO-14-016912	07NOV2014	DD JS
E1		REVISED PER ECO-16-002322	18FEB2016	DD JS



ISOMETRIC VIEW
SCALE 1:1

- 1 M6-1 THREADED STUD
TORQUE LIMITS: 10Nm±0.5Nm
- 2 M6-1 THREADED INSERT
TORQUE LIMITS: 9Nm - 11Nm

THREADED BUSHINGS (4X) HEAT STAKED FLUSH TO MAX 0.40mm DEEP FROM THIS SURFACE.
- 3 HVIL CONNECTOR RETAINING LOCATIONS
HVIL CONNECTOR:
1534112-1 (RETAINER; MQS; 2P)
1-1534113-1 (RECEPTACLE HOUSING; MQS; 2P)
HVIL CONTACT:
928999-6 (SOCKET CONTACT; MQS; Ag)
- 4 MOUNTING SURFACE THICKNESS (MAX): 6.2mm
- 5 SURFACE FINISH AND FLATNESS APPLY WITHIN BOUNDARY SHOWN.
- 6. INNER HOUSING MAY BE ASSEMBLED ROTATED 180° FROM AS SHOWN.
- 7 ASSEMBLY / WORK INSTRUCTIONS: 408-10377
- 8 NOTE DELETED
- 9 SEE SHEET 2 FOR FUSE RATING MARKINGS AND KEYING CONFIGURATIONS.
- 10 SURFACE FINISH IN MICRONS (µm)

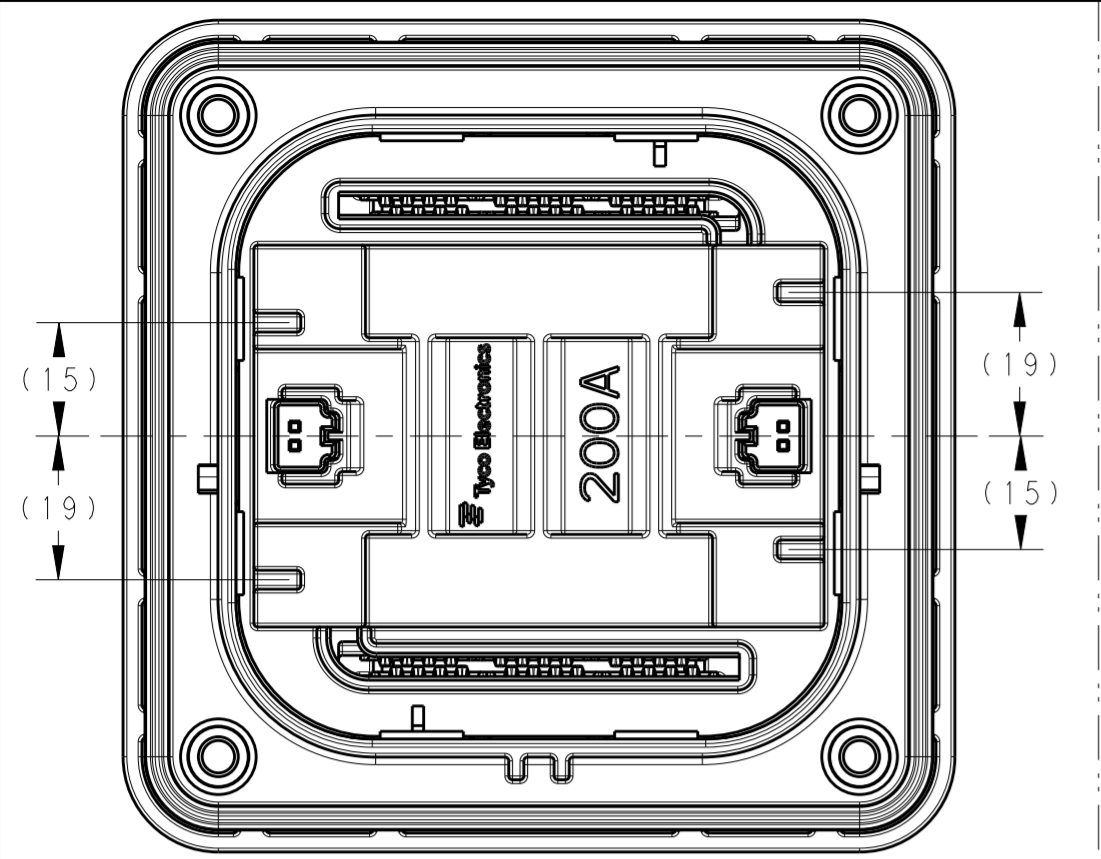


DESCRIPTION	PART NUMBER
M6 THREADED INSERT	1-1587987-7
E1 M6 THREADED INSERT (350A WITH DIVIDER NOTCH)	1-1587987-5
M6 THREADED INSERT	1-1587987-4
E1 M6 THREADED INSERT (250A WITH DIVIDER NOTCH)	1-1587987-3
M6 THREADED INSERT	1-1587987-1
M6 THREADED INSERT	1587987-9
M6 THREADED INSERT	1587987-8

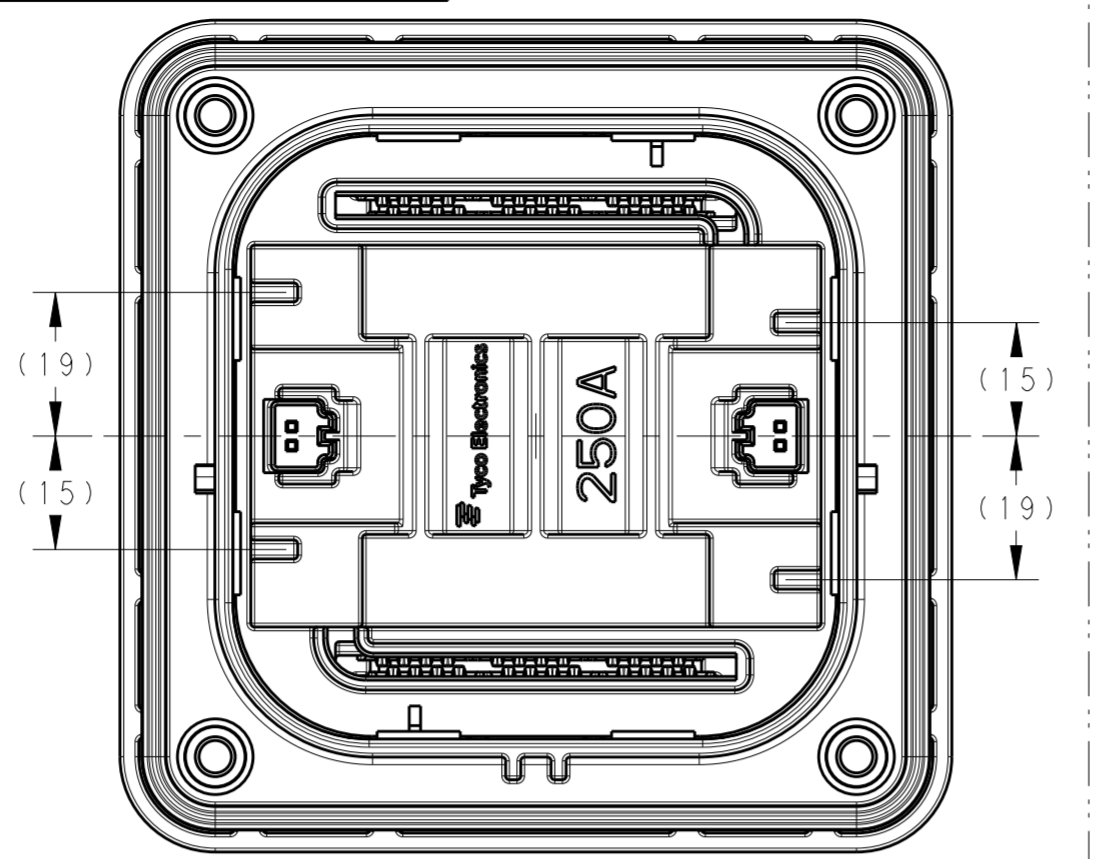
THIS DRAWING IS A CONTROLLED DOCUMENT. DIMENSIONING AND TOLERANCING PER ASME Y14.5M-2009		DWN G. COITIER 10MAR2010	TE Connectivity	
DIMENSIONS: mm		CHK A. BOYER 10MAR2010		
TOLERANCES UNLESS OTHERWISE SPECIFIED:		APVD J. BOLEWITZ 10MAR2010	NAME RECEPTACLE ASSEMBLY MANUAL SERVICE DISCONNECT	
0 PLC ±	1 PLC ±	PRODUCT SPEC 108-127000	RESTRICTED TO	
2 PLC ±	3 PLC ±	APPLICATION SPEC	SIZE A2	CAGE CODE 00779
4 PLC ±	ANGLES ±	FINISH	DRAWING NO C-1587987	SCALE 1:1
MATERIAL		WEIGHT 320.34g	SHEET 1 OF 3	REV E1
CUSTOMER DRAWING				

THIS DRAWING IS UNPUBLISHED. RELEASED FOR PUBLICATION
COPYRIGHT 20 BY TYCO ELECTRONICS CORPORATION ALL RIGHTS RESERVED.

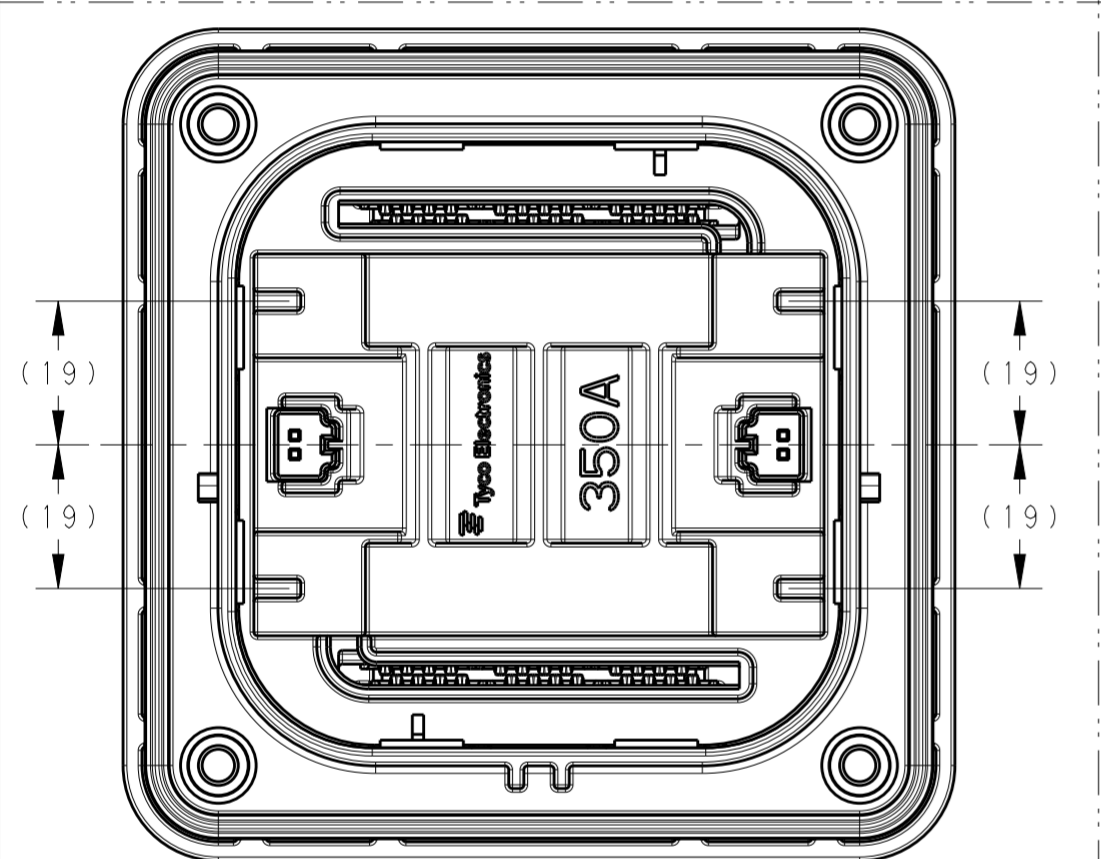
REVISIONS				
P	LTR	DESCRIPTION	DATE	APVD
-	-	SEE SHEET 1	-	-



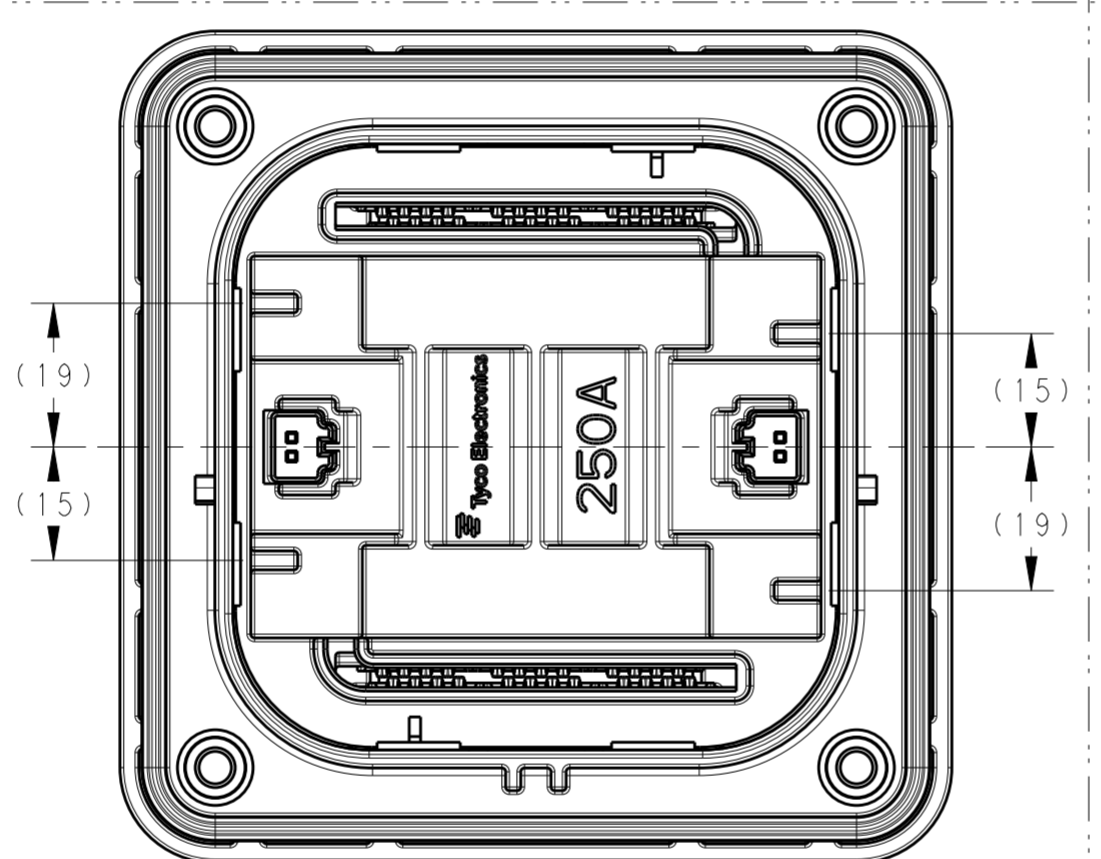
1587987-8
FUSE RATING: 200A



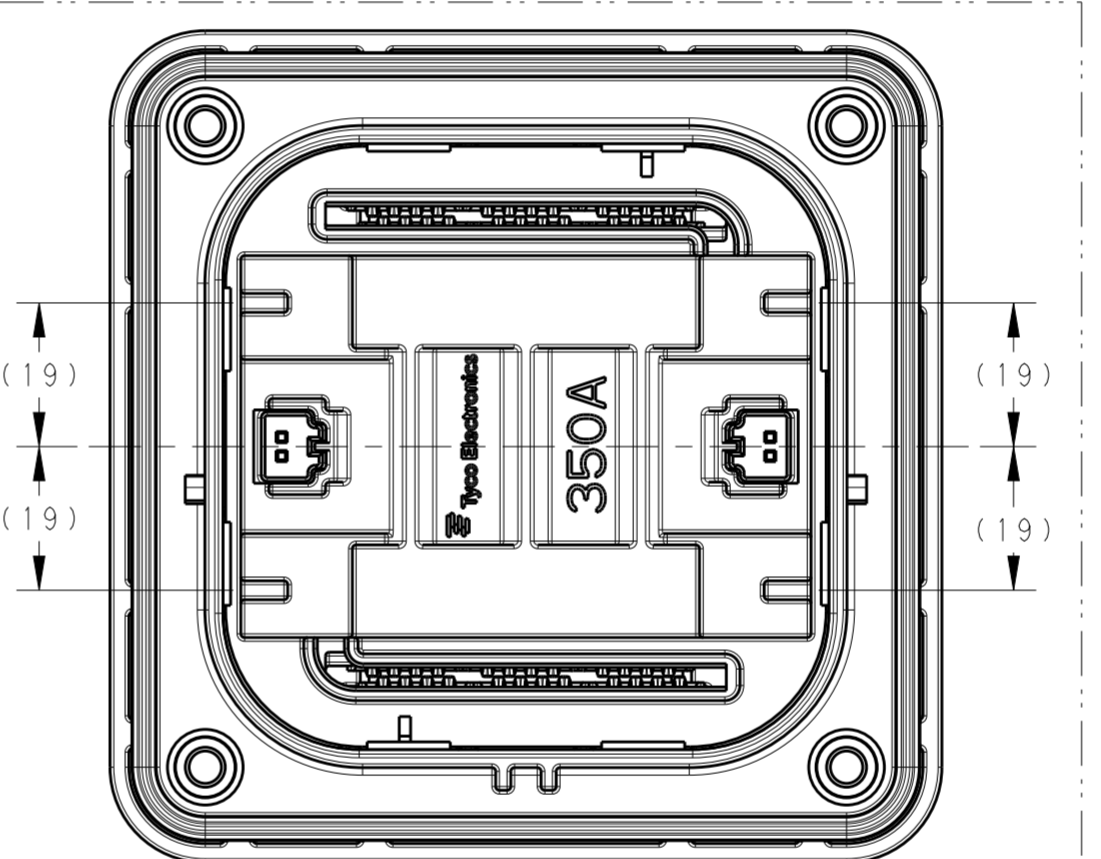
1587987-9
FUSE RATING: 250A



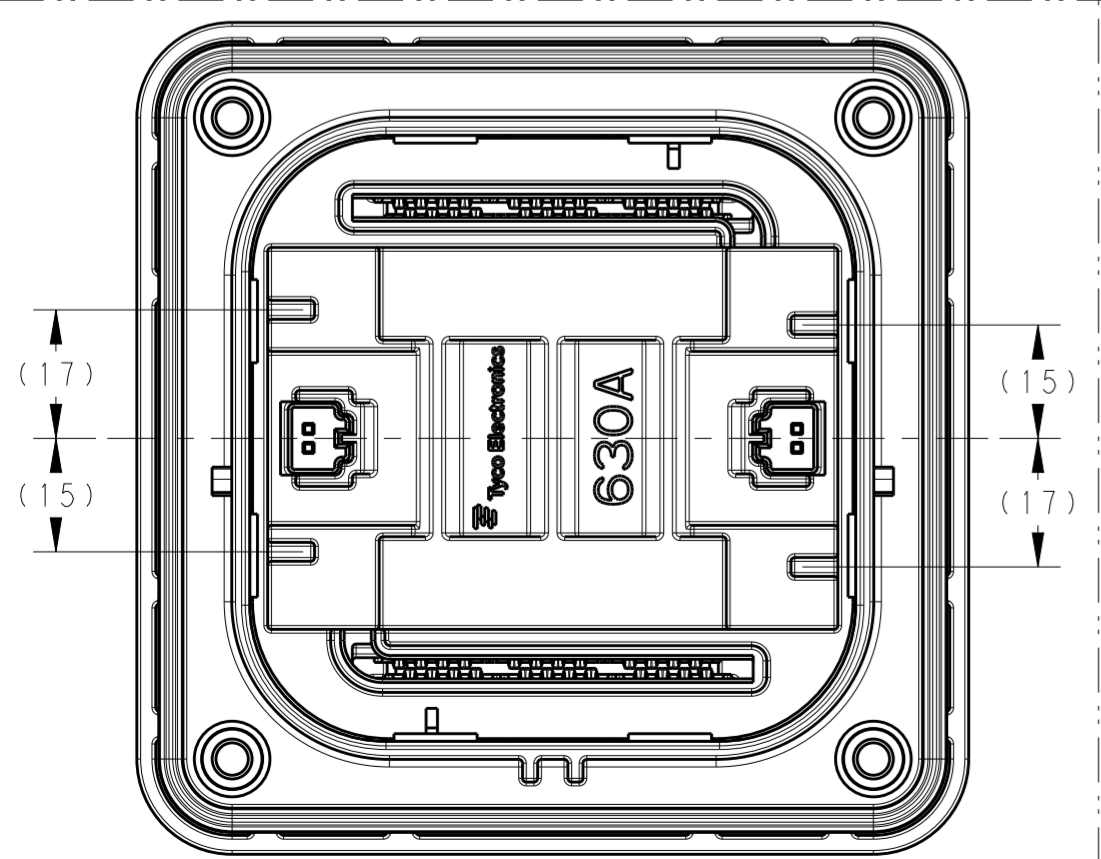
1-1587987-1
FUSE RATING: 350A



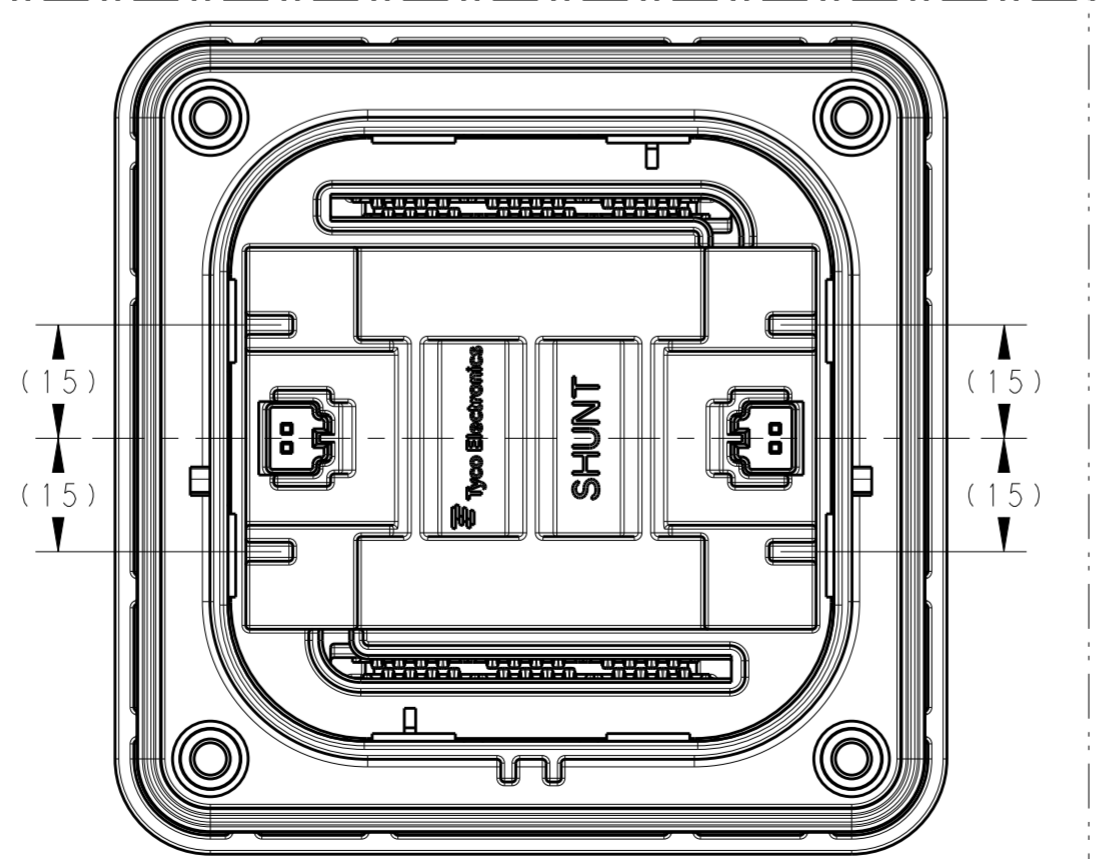
1-1587987-3
(WITH DIVIDER RIB NOTCH)
FUSE RATING: 250A



1-1587987-5
(WITH DIVIDER RIB NOTCH) **E1**
FUSE RATING: 350A



1-1587987-4
FUSE RATING: 630A

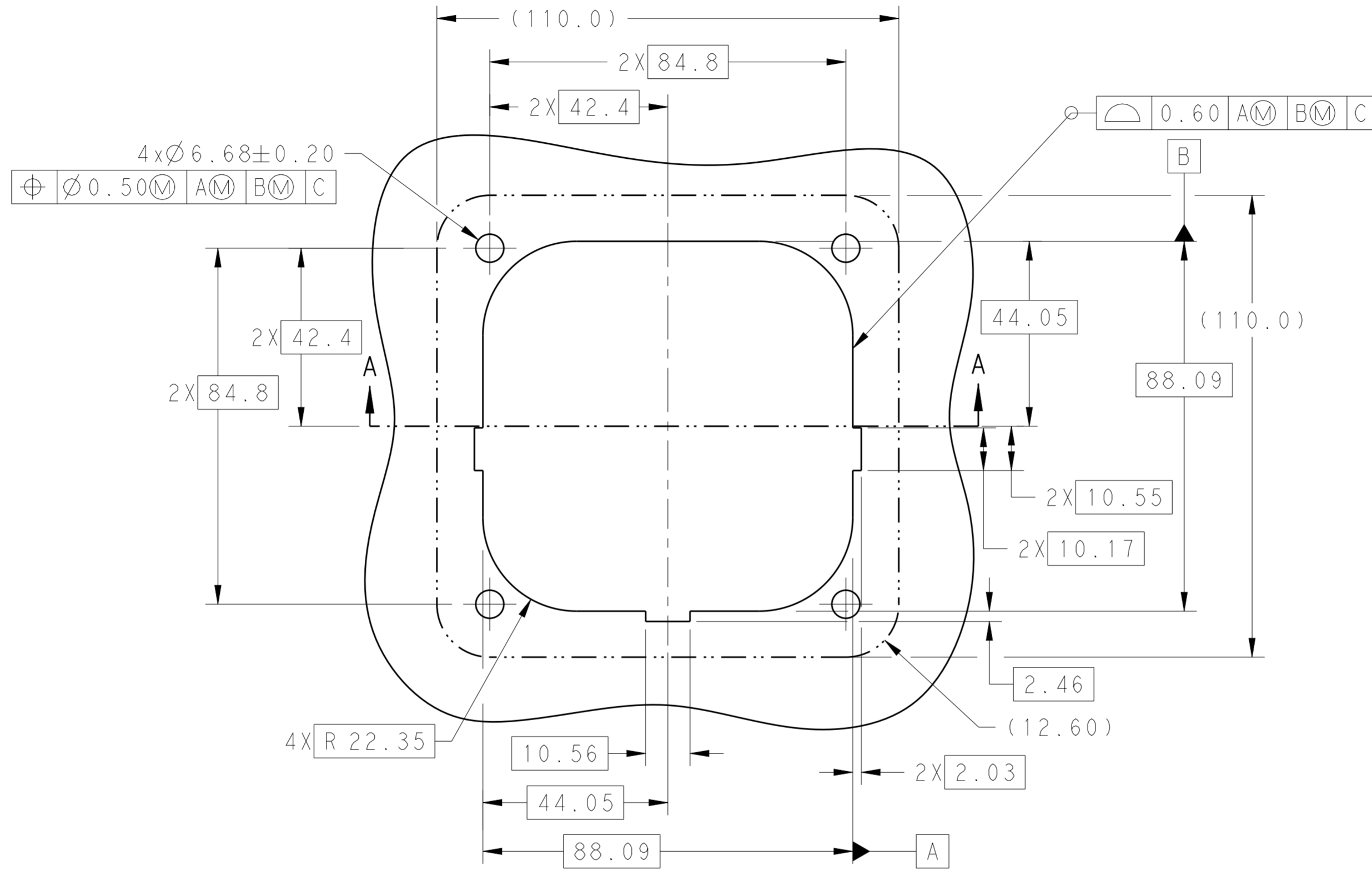


1-1587987-7
SHUNT

THIS DRAWING IS A CONTROLLED DOCUMENT. DIMENSIONING AND TOLERANCING PER ASME Y14.5M-2009		DWN G. COITIER 10MAR2010	 TE Connectivity	NAME		
DIMENSIONS: mm		CHK A. BOYER 10MAR2010		RECEPTACLE ASSEMBLY MANUAL SERVICE DISCONNECT		
TOLERANCES UNLESS OTHERWISE SPECIFIED: 0 PLC ± 1 PLC ± 2 PLC ± 3 PLC ± 4 PLC ± ANGLES ± FINISH		APVD J. BOLEWITZ 10MAR2010		SIZE	CAGE CODE	DRAWING NO
MATERIAL		PRODUCT SPEC 108-127000		RESTRICTED TO	SCALE	SHEET
		APPLICATION SPEC	WEIGHT	2	3	
			320.34g	A200779	C-1587987	
		CUSTOMER DRAWING		1:1	REV E1	

THIS DRAWING IS UNPUBLISHED. RELEASED FOR PUBLICATION 20
 © COPYRIGHT 20 BY TYCO ELECTRONICS CORPORATION ALL RIGHTS RESERVED.

REVISIONS				
P	LTR	DESCRIPTION	DATE	APVD
-	-	SEE SHEET 1	-	-



MOUNTING INTERFACE SPECIFICATION

THIS DRAWING IS A CONTROLLED DOCUMENT. DIMENSIONING AND TOLERANCING PER ASME Y14.5M-2009		DWN: G. COITER 10MAR2010 CHK: A. BOYER 10MAR2010 APVD: J. BOLEWITZ 10MAR2010	STE TE Connectivity	
DIMENSIONS: mm		PRODUCT SPEC: 108-127000	NAME: RECEPTACLE ASSEMBLY MANUAL SERVICE DISCONNECT	
TOLERANCES UNLESS OTHERWISE SPECIFIED: 0 PLC ± 1 PLC ± 2 PLC ± 3 PLC ± 4 PLC ± ANGLES ± FINISH		APPLICATION SPEC: 7	SIZE: A2	CAGE CODE: 00779
MATERIAL: -		WEIGHT: 320.34g	DRAWING NO: C-1587987	RESTRICTED TO: -
-		CUSTOMER DRAWING	SCALE: 1:1	SHEET: 3 OF 3 REV: E1

单击下面可查看定价，库存，交付和生命周期等信息

[>>TE Connectivity\(泰科\)](#)