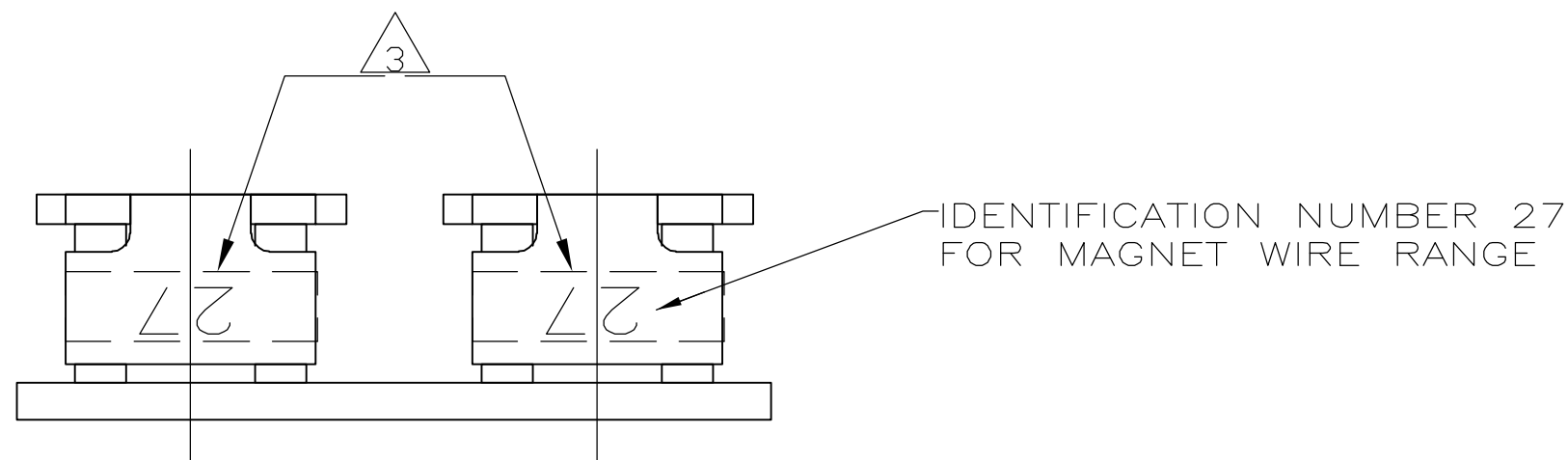
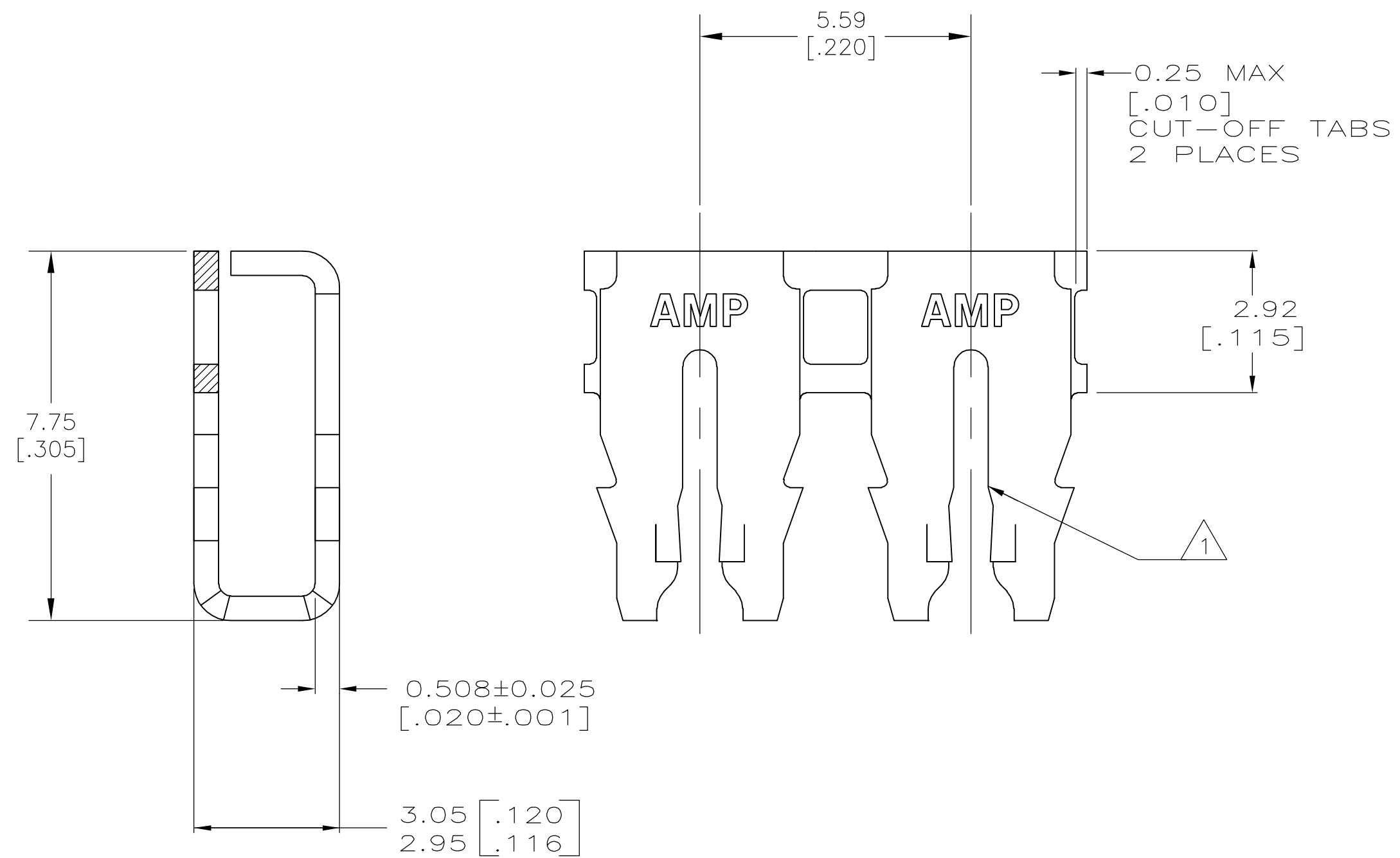
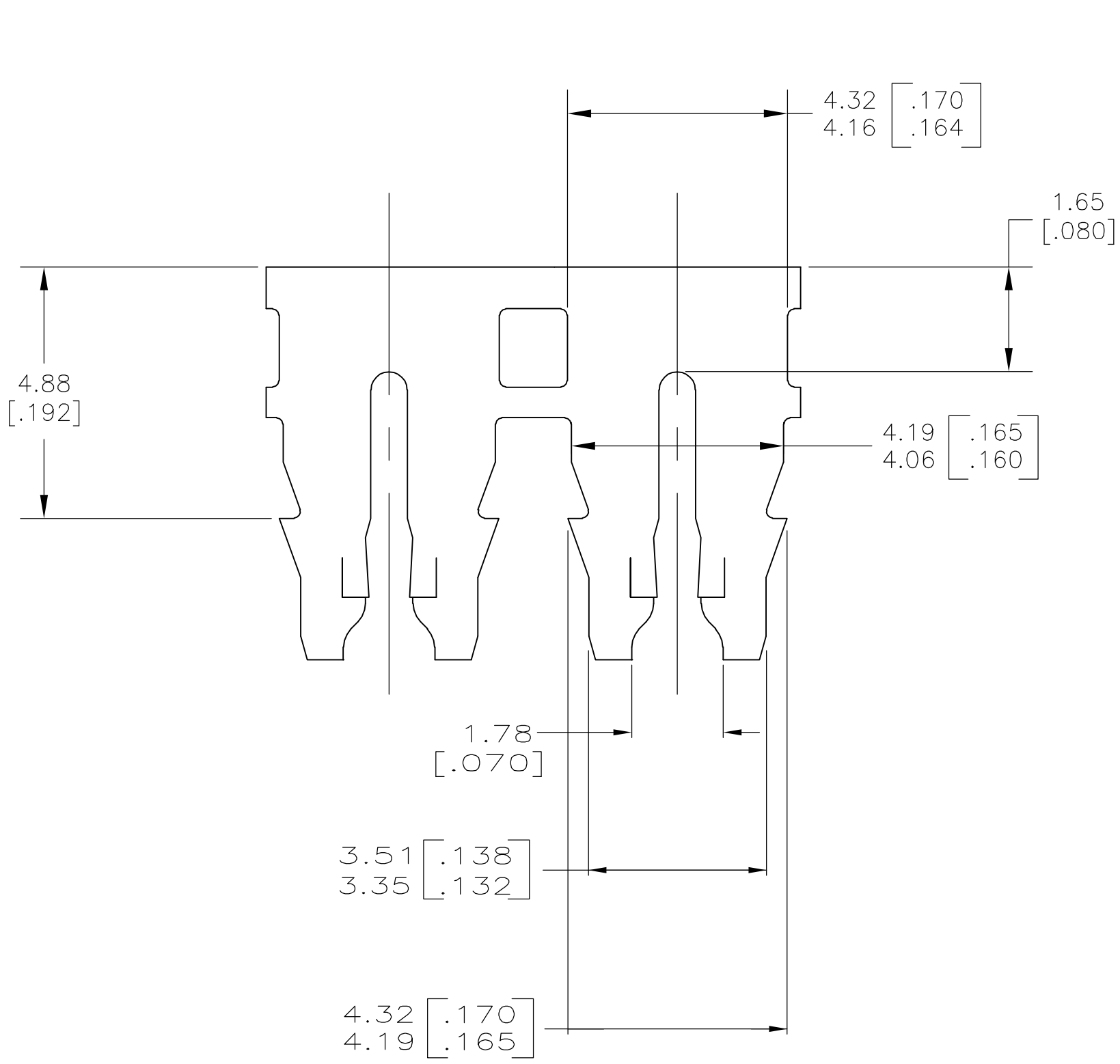


THIS DRAWING IS UNPUBLISHED. RELEASED FOR PUBLICATION
 © COPYRIGHT BY TYCO ELECTRONICS CORPORATION. ALL RIGHTS RESERVED.

LOC	DIST	REVISIONS			
P	LTR	DESCRIPTION	DATE	DWN	APVD
AF	50	B	REVISED PER ECR-05-017705	16DEC05	MF KR



- 1 SLOT TERMINATES EITHER A SINGLE OR DOUBLE MAGNET WIRE OF THE SAME SIZE AND TYPE.
COPPER RANGE: 0.91-1.02mm [#19-#17] AWG.
- 2 SPECIAL CAVITY ANVIL HEIGHT REQUIRED
4.83±0.07 [.190±.003]. REF APPLICATION
SPEC 114-2046, SEC. 3.2, NOTE 7, REVISION T OR LATER.
- 3 ORANGE COLORING APPLIED TO THIS SURFACE DURING LOOSE PIECE OPERATION TO PROVIDE COLOR CODING OF MAGNET WIRE RANGE.



1742241-1
PART NUMBER

THIS DRAWING IS A CONTROLLED DOCUMENT.		DWN MICHAEL S. FEHER 18FEB2005	tyco Electronics Tyco Electronics Corporation Harrisburg, PA 17105-3608	
DIMENSIONS: INCHES		CHK KURT A. RANDOLPH 18FEB2005	NAME KURT A. RANDOLPH 18FEB2005	
TOLERANCES UNLESS OTHERWISE SPECIFIED:		APVD KURT A. RANDOLPH 18FEB2005	PRODUCT SPEC 108-2012	
0 PLC ± -		APPLICATION SPEC 114-2046 2	SIZE A2	CAGE CODE 00779
1 PLC ± -		FINISH 0.002032 [.000080] MIN TIN PLATE	DRAWING NO C=1742241	RESTRICTED TO -
2 PLC ± 0.25 [.010]		MATERIAL 4M BRASS	SCALE 10:1	SHEET 1 of 1
3 PLC ± -		WEIGHT -	CUSTOMER DRAWING	REV B
4 PLC ± -				
ANGLES ± -				

单击下面可查看定价，库存，交付和生命周期等信息

[>>TE Connectivity\(泰科\)](#)