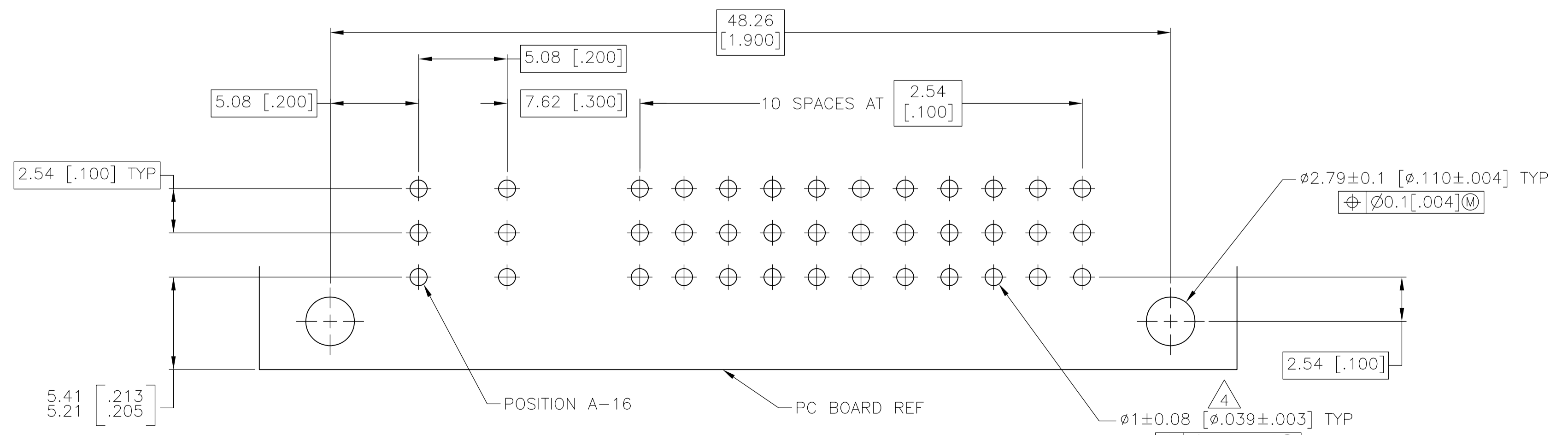
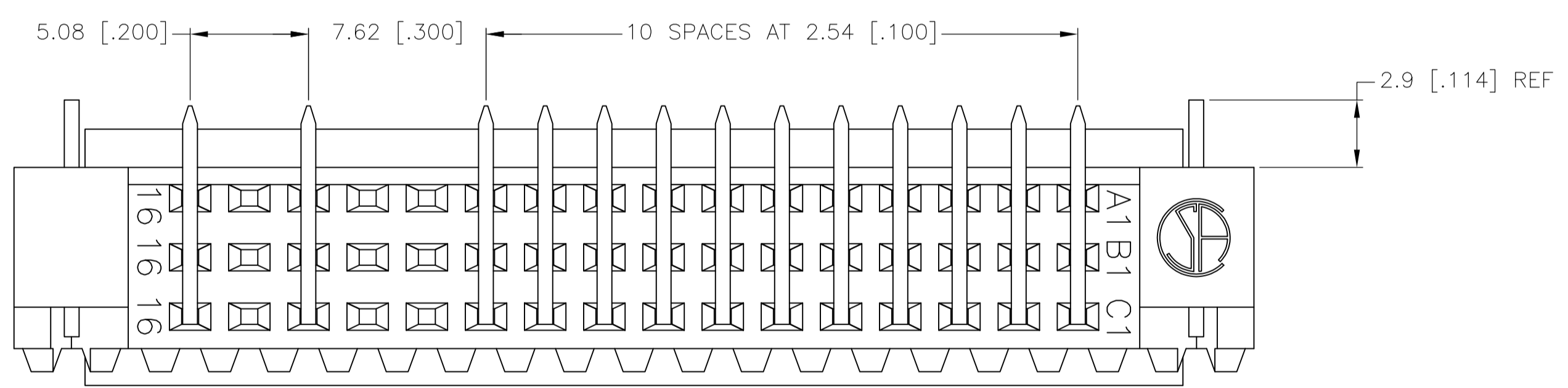
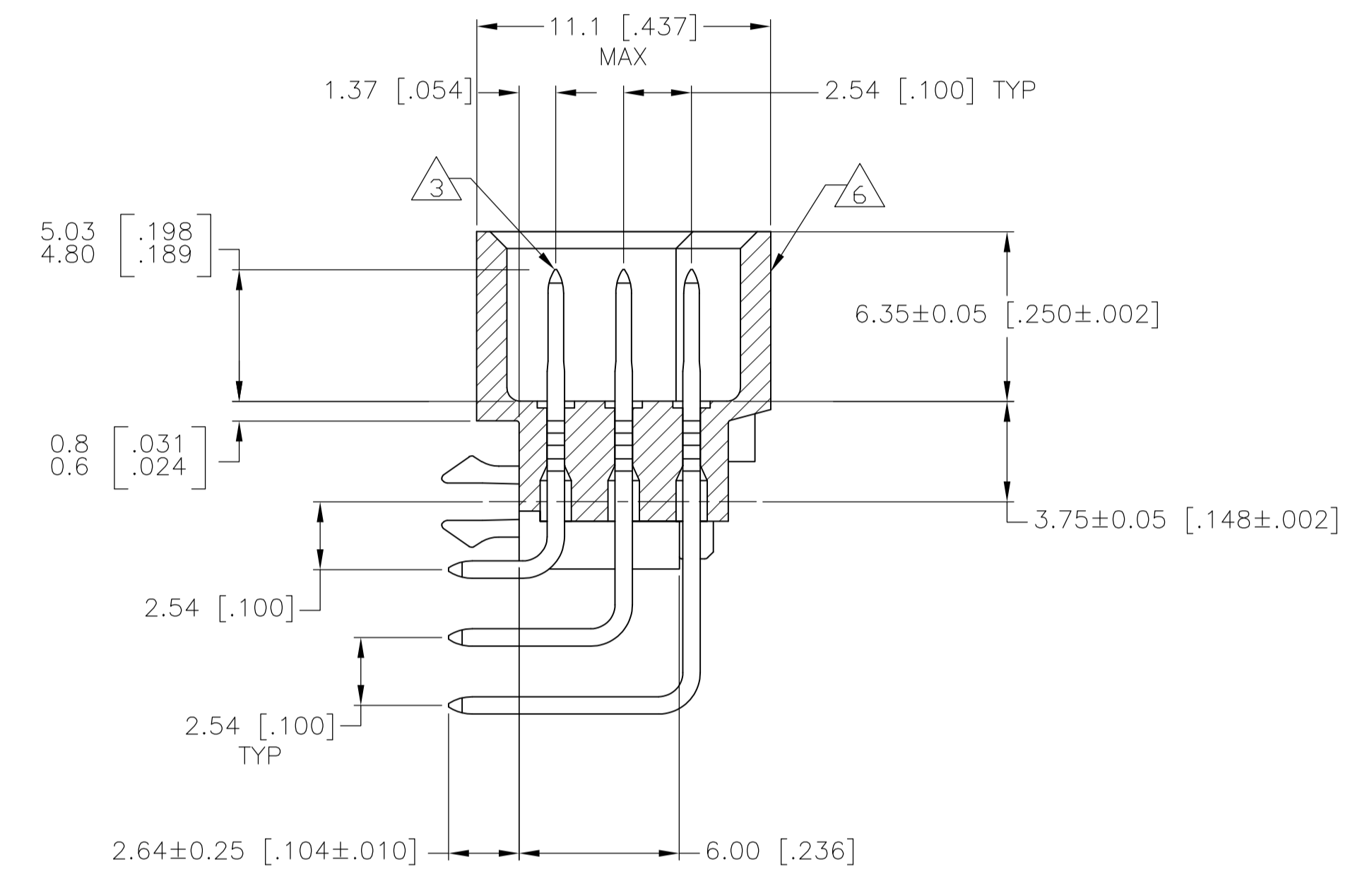
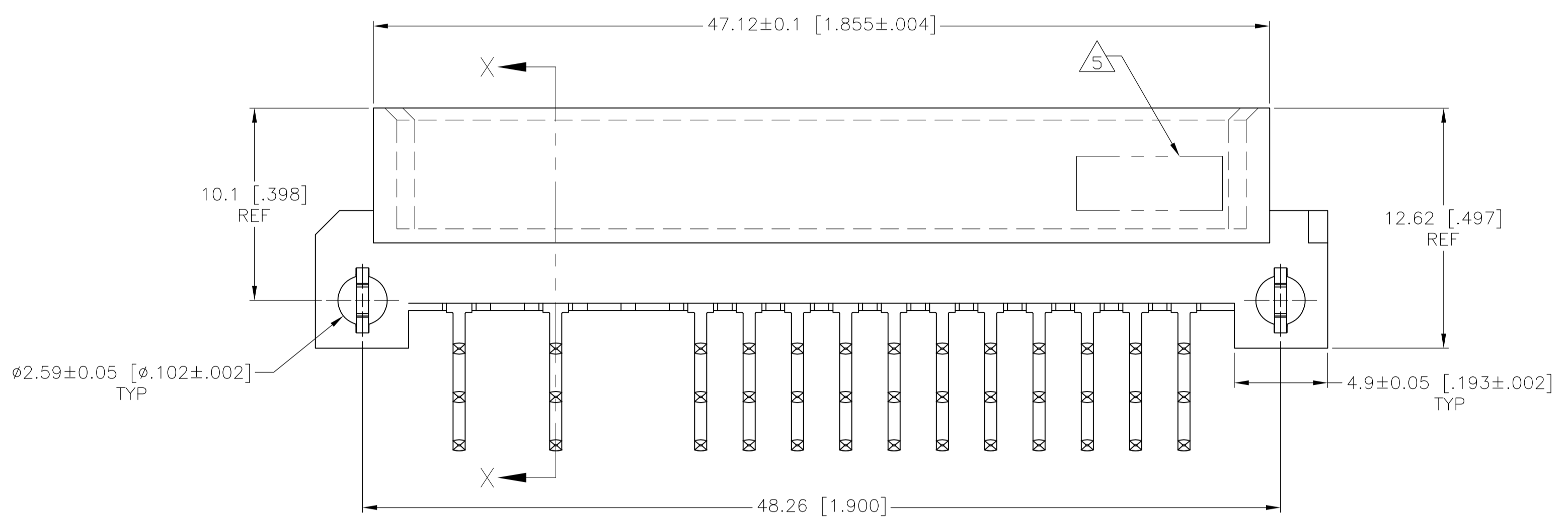


- 1 HOUSING MATERIAL: GLASS-FILLED POLYMER.
- 2 POST MATERIAL: COPPER ALLOY.
- 3 POST FINISH: DIN 41612 CLASS 2 IN CONTACT AREA. TIN PLATE ON POSTS.
- 4 RECOMMENDED HOLE SIZE FOR MANUAL APPLICATION OF CONNECTOR ONTO PC BOARD.
- 5 PART NUMBER, DATE CODE MARKED THIS APPROXIMATE AREA.
- 6 MARKING ON THIS SIDE.



PC BOARD LAYOUT  
 RECOMMENDED PC BOARD THICKNESS 1.57 [.062]

1-11, 14, 16	C	13	5148655-5
1-11, 14, 16	B	13	
1-11, 14, 16	A	13	
POSITIONS LOADED	ROWS	NO OF LOADED POSN	PART NUMBER

THIS DRAWING IS A CONTROLLED DOCUMENT.

DIMENSIONS: mm [INCHES]	TOLERANCES UNLESS OTHERWISE SPECIFIED:	DIN J. POLIGNONE 05MAY05	12MAR03	Tyco Electronics Corporation Harrisburg, Pa 17105-3608
0. PLC ± -	1. PLC ± -	APVD A. SHARPE	12MAR03	NAME ASSEMBLY, PIN, EUROCARD, TYPE 1/2C, 39/48 POSITION, .104 SOLDER POST, WITH BOARD-LOCKS, SELECT LOAD
2. PLC ± 0.13[.005]	3. PLC ± -	PRODUCT SPEC		APPLICATION SPEC
4. PLC ± -	ANGLES ± -	SIZE	CAGE CODE	DRAWING NO
MATERIAL 1 2 3	FINISH 3	WEIGHT	A1	00779
CUSTOMER DRAWING		SCALE	5:1	SHEET 1 OF 1

单击下面可查看定价，库存，交付和生命周期等信息

[>>TE Connectivity\(泰科\)](#)