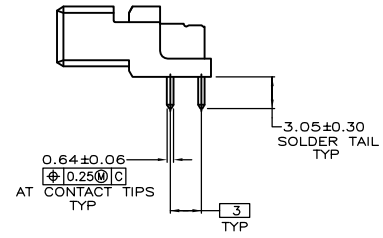
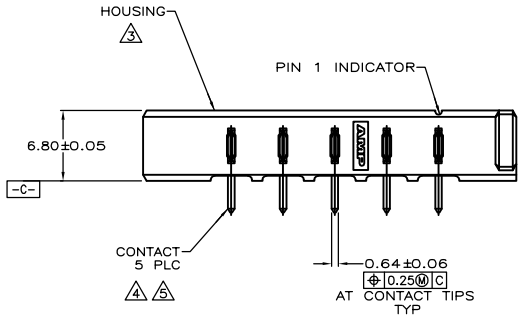
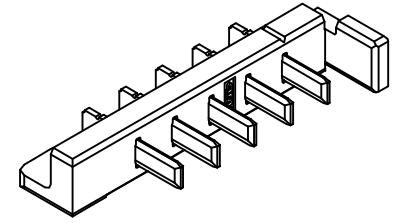
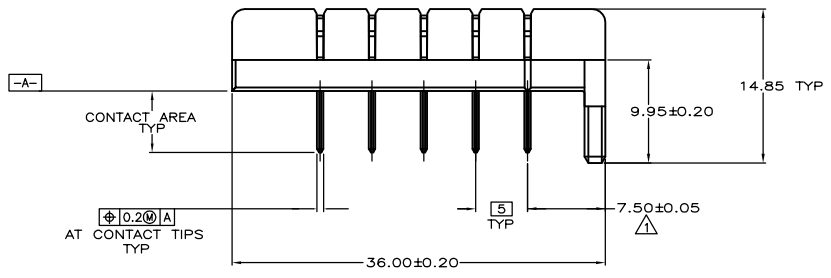
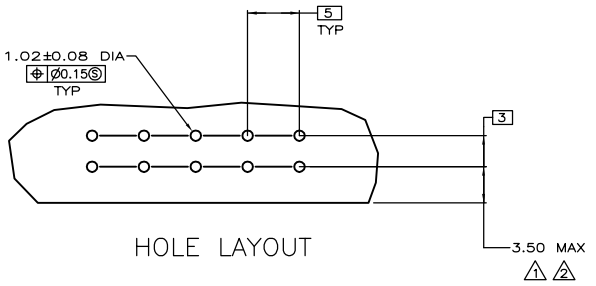


THIS DRAWING IS UNPUBLISHED. RELEASED FOR PUBLICATION
 © COPYRIGHT BY TYCO ELECTRONICS CORPORATION. ALL RIGHTS RESERVED.

LOC	DIST	REVISIONS					
ES	00	P	LTR	DESCRIPTION	DATE	DWN	APVD
		0		RELEASED ECR-05-001438	30MAR05	J.Z	I.E



- △ COORDINATE DIMENSION APPLIES FROM CENTER OF ACTUAL FEATURE.
- △ DIMENSION CAN BE EXCEEDED FOR APPLICATIONS WHERE FINAL MATED POSITION OF PACK IS ABOVE TOP SURFACE OF PCB.
- △ HOUSING: LCP, BLACK
- △ CONTACTS: 2.54um MIN TIN ON SOLDER TAIL OVER 1.90um MIN NICKEL ALL OVER.
- △ CONTACTS: BRASS



5787422-1
PART NO

THIS DRAWING IS A CONTROLLED DOCUMENT.		DWN S.KLINE 03/15/95	Tyco Electronics Corporation Shanghai PRC	
DIMENSIONS: mm		CHK S.KLINE 03-16-95		
TOLERANCES UNLESS OTHERWISE SPECIFIED:		APVD S.KLINE 03-16-95	NAME	
0 PLC ± - 1 PLC ± - 2 PLC ± 0.13 3 PLC ± - 4 PLC ± - ANGLES ± -		PRODUCT SPEC 108-1501	HEADER ASSEMBLY, RIGHT ANGLE, RIGHT VOLTAGE KEY, 12V, STRAIGHT SOLDER TAILS, BATTERY INTERCONNECT	
MATERIAL		APPLICATION SPEC 114-24005	SIZE A3	CAGE CODE 00779
FINISH		WEIGHT -	DRAWING NO C-5787422	RESTRICTED TO -
△ △ △		CUSTOMER DRAWING		SCALE 3:1
		SHEET 1 OF 1		REV 0

单击下面可查看定价，库存，交付和生命周期等信息

[>>TE Connectivity\(泰科\)](#)