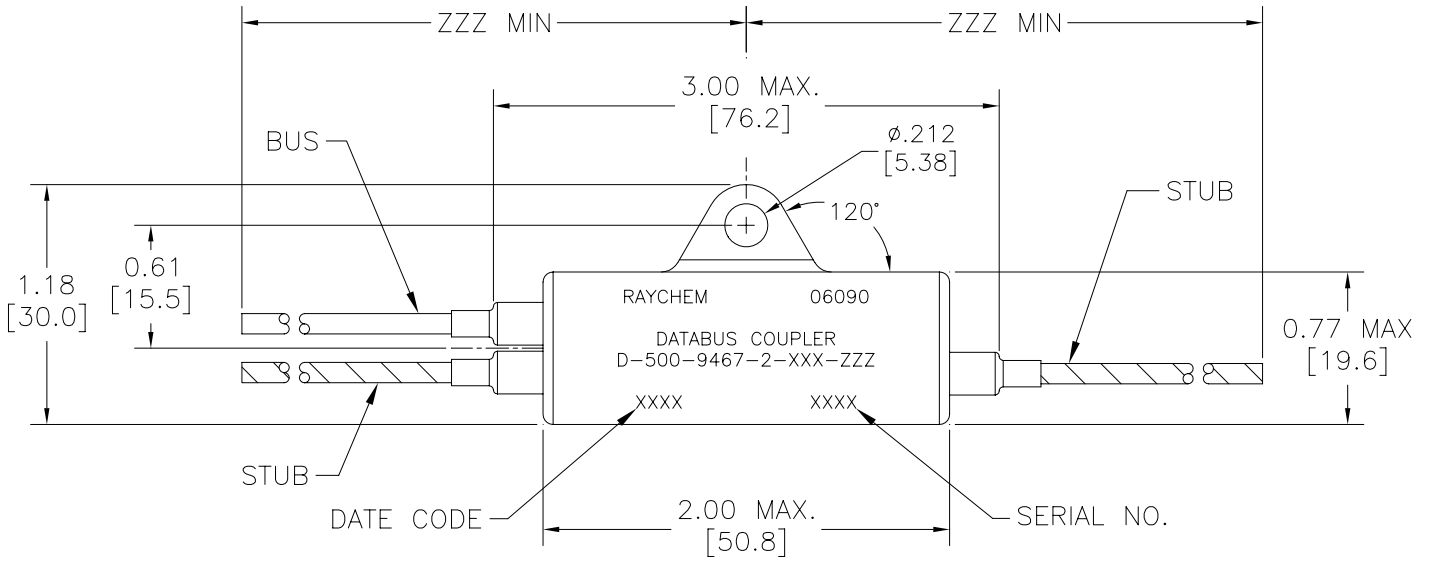



REVISION		
REV	DESCRIPTION	DATE
C	REVISED DWG PER DCR NO. C050832	1/10/06



BLUE STRIPE DENOTES STUB CABLE



PART NO. D-500-9467-2-XXX-ZZZ

2 = DOUBLE STUB

LENGTH OF CABLE (INCHES)

CABLE

- S16 = OPTIMIZED SINGLE SHIELD
- S36 = OPTIMIZED DOUBLE SHIELD
- S86 = EMP HARDENED

COMONENT NUMBER	BUS CABLE	STUB CABLE
D-500-9467-2-S16-ZZZ	7724S1664-9	7724S1664-96
D-500-9467-2-S36-ZZZ	7724S3664-9	7724S3664-96
D-500-9467-2-S86-ZZZ	7724S8664-9	7724S8664-96

© 2006 Tyco Electronics Corporation. All Rights Reserved.

If this document is printed it becomes uncontrolled. Check for the latest revision

UNLESS OTHERWISE SPECIFIED DIMENSIONS ARE INCHES. METRIC DIMENSIONS ARE IN BRACKETS.

DECIMAL TOLERANCES
 .XXX ± 0.005 [0.13 mm]
 .XX ± 0.010 [0.25 mm]
 .X ± 0.020 [0.50 mm]

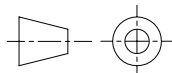
ANGLE TOLERANCE
 .X ± 0.5 DEG.

WEIGHT
 LBS. 0.0353 [16.0 gm]

DRAWN
 T RATZLAFF
 DATE
 20FEB2001

MATERIAL
 FINISH

THIRD ANGLE PROJECTION



SPECIFICATION CONTROL DRAWING



Tyco Electronics
 300 CONSTITUTION DRIVE
 MENLO PARK, CALIFORNIA 94025 USA

Raychem

TITLE
 DATABUS MICROCOUPLER
 DOUBLE STUB, W/INT TERMINATOR
 AND MTG LUG, LOW OUTGASSING

SIZE A CODE IDENT. NO. 06090 DWG. NO. D-500-9467-2-XXX-ZZZ

DO NOT SCALE THIS DRAWING SHEET 1 OF 2

CAD FILE C050832A

1. MATERIAL AND FINISHES:

1.1 INTERNAL COMPONENTS

- 1.1.1 TRANSFORMER TO MIL-PRF-21038 AND MIL-STD-1553B
- 1.1.2 ISOLATION RESISTORS TO MIL-PRF-39007/8, 57.6 OHMS
- 1.1.3 TERMINATION RESISTORS TO MIL-PRF-39007/8, 76.8 OHMS
- 1.1.4 INTERNAL AND EXTERNAL COMPONENTS ATTACHED USING SN96 SOLDER
- 1.2 SHIELDED CASE: ALUMINUM PER ASTM-B618.
- 1.2.1 CASE FINISH: 65/35 Sn/Ni ALLOY, .0002/.0003 THK.
- 1.3 CABLE TYPE PER RAYCHEM SPECIFICATION 1200 (SEE TABLE ON SHEET 1).
- 1.4 STRAIN RELIEF TUBING: RAYCHEM RT-220, LOW OUTGASING TUBING.

2. APPLICATION:

- 2.1 THIS COUPLER IS DESIGNED TO BE INSTALLED INTO A DIGITAL MULTIPLEX HARNESS MEETING THE REQUIREMENTS OF MIL-STD-1553B AND NASA'S OUTGASSING SPECIFICATION SP-R-0022A.
- 2.1.1 THIS PRODUCT IS ASSEMBLED USING LOW OUTGASSING MATERIALS.
- 2.1.2 THIS PRODUCT IS NOT INTENDED FOR USE IN HIGH MOISTURE ENVIRONMENTS, NOR INTENDED FOR APPLICATIONS WHERE FLUID IMMERSION IS NECESSARY.
- 2.2 FOR CABLE SPLICING USE SPLICE KIT D-150-9708-5 (NOT SUPPLIED).
- 2.3 CABLE BEND RADIUS PER SAE-AS50881 STATIC BEND: 5 X CABLE O.D. MIN.
DYNAMIC BEND: 10 X CABLE O.D. MIN.

3. TEMPERATURE:

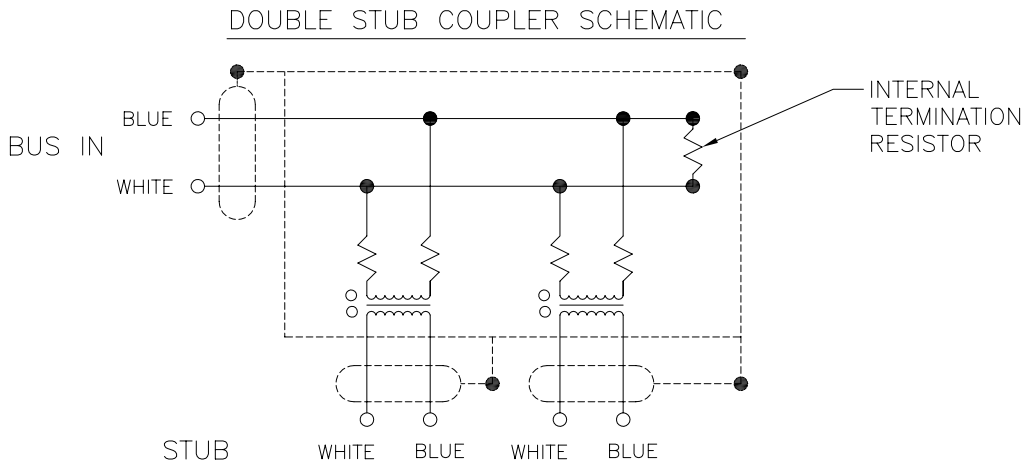
- 3.1 OPERATING TEMPERATURE: -65°C TO +150°C CONTINUOUS.

4. PERFORMANCE SPECIFICATIONS:

- 4.1 TRANSFORMER MEETS THE PERFORMANCE REQUIREMENTS OF MIL-STD-1553B.

5. WEIGHT:

- 5.1 MAXIMUM WEIGHT WITHOUT CABLE: 16 GRAMS MAX.



© 2006 Tyco Electronics Corporation. All Rights Reserved.

If this document is printed it becomes uncontrolled. Check for the latest revision

SPECIFICATION CONTROL DRAWING

DRAWN T RATZLAFF	DATE 20FEB2001	SIZE A	CODE IDENT. NO. 06090	DWG. NO. D-500-9467-2-XXX-ZZZ	REV C
CAD FILE C050832B		tyco Electronics		DO NOT SCALE THIS DRAWING	
				SHEET 2 OF 2	

单击下面可查看定价，库存，交付和生命周期等信息

[>>TE Connectivity\(泰科\)](#)