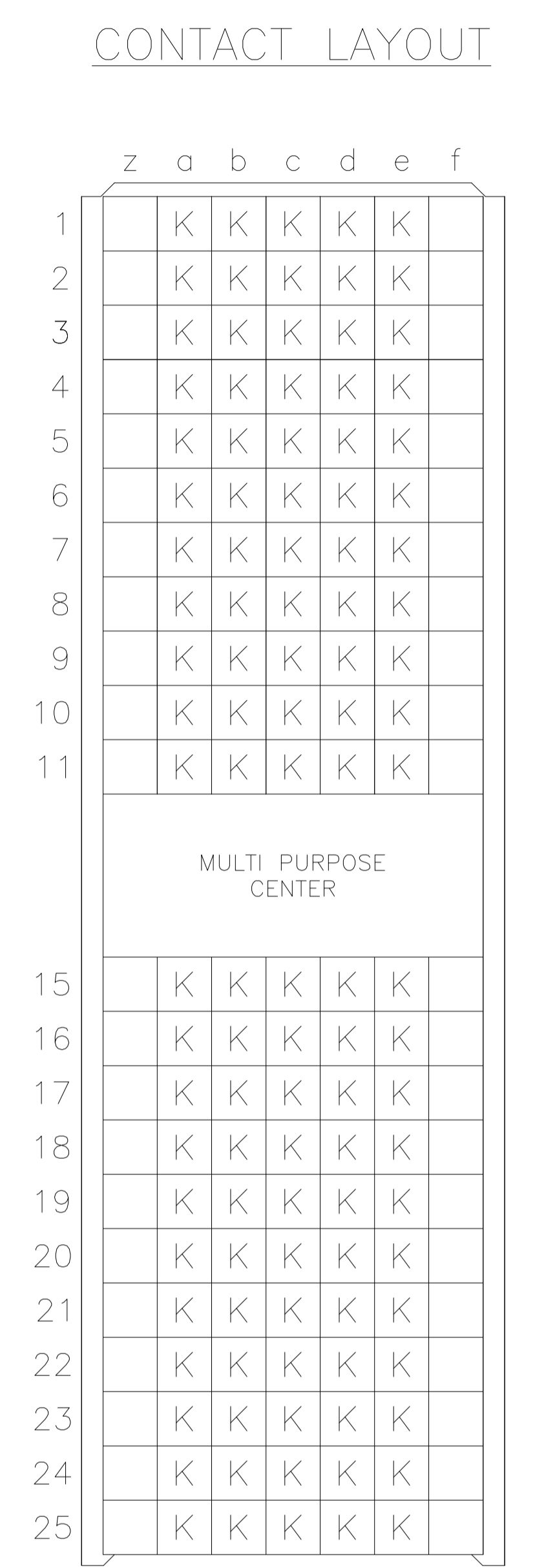
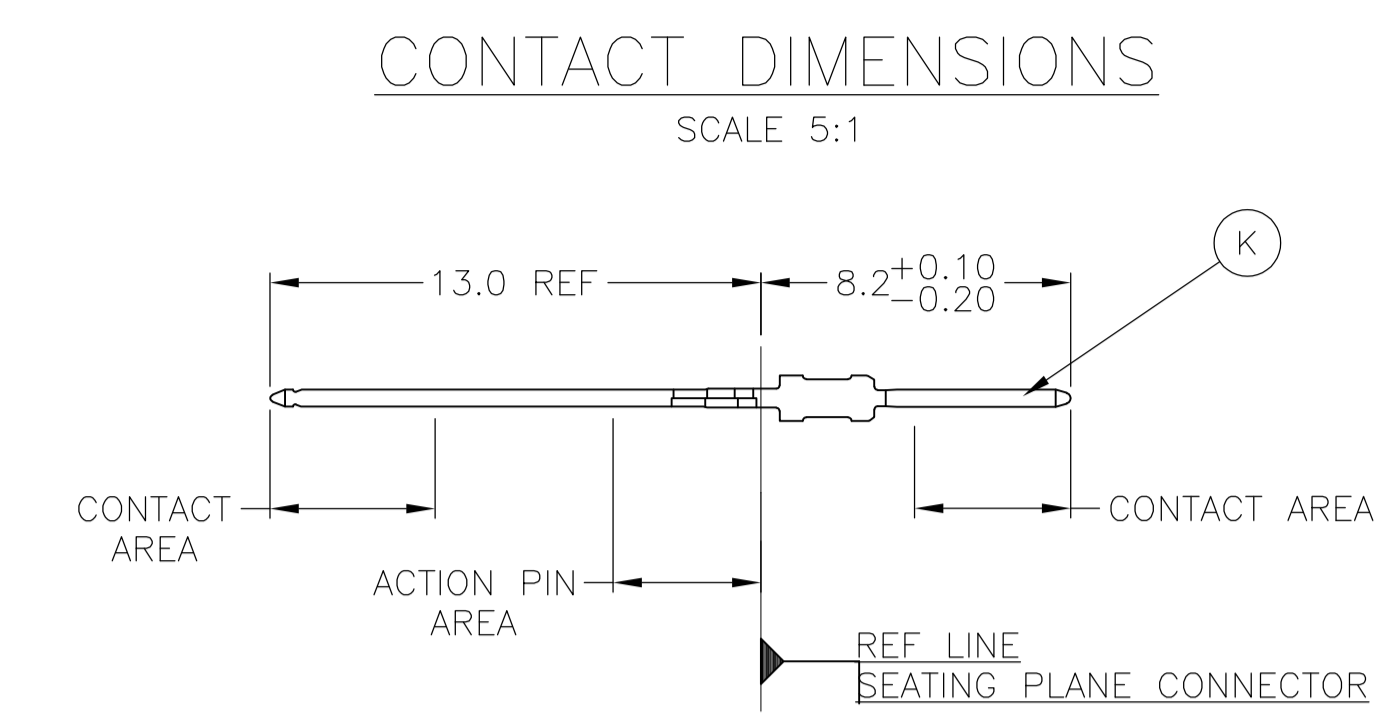
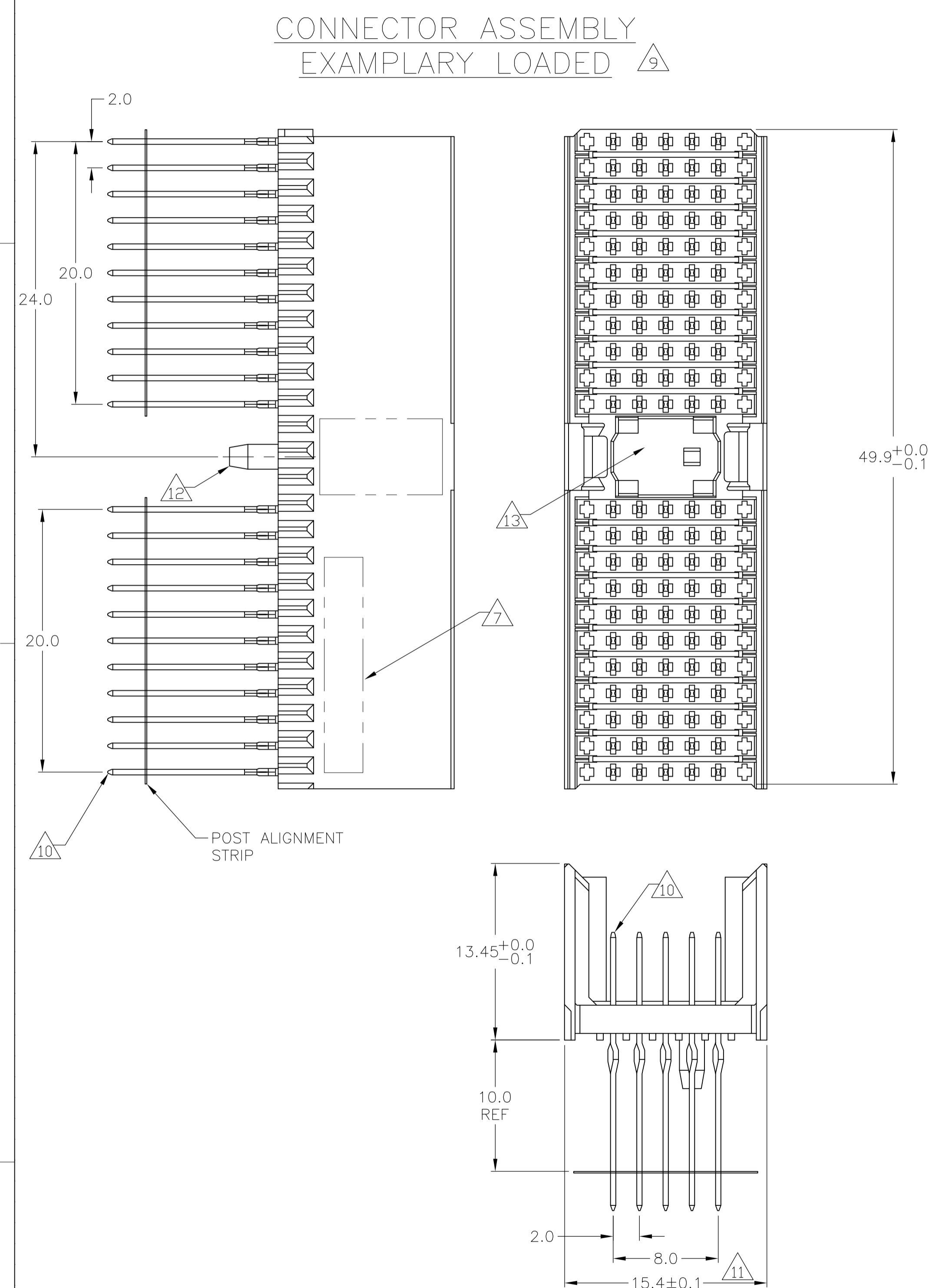
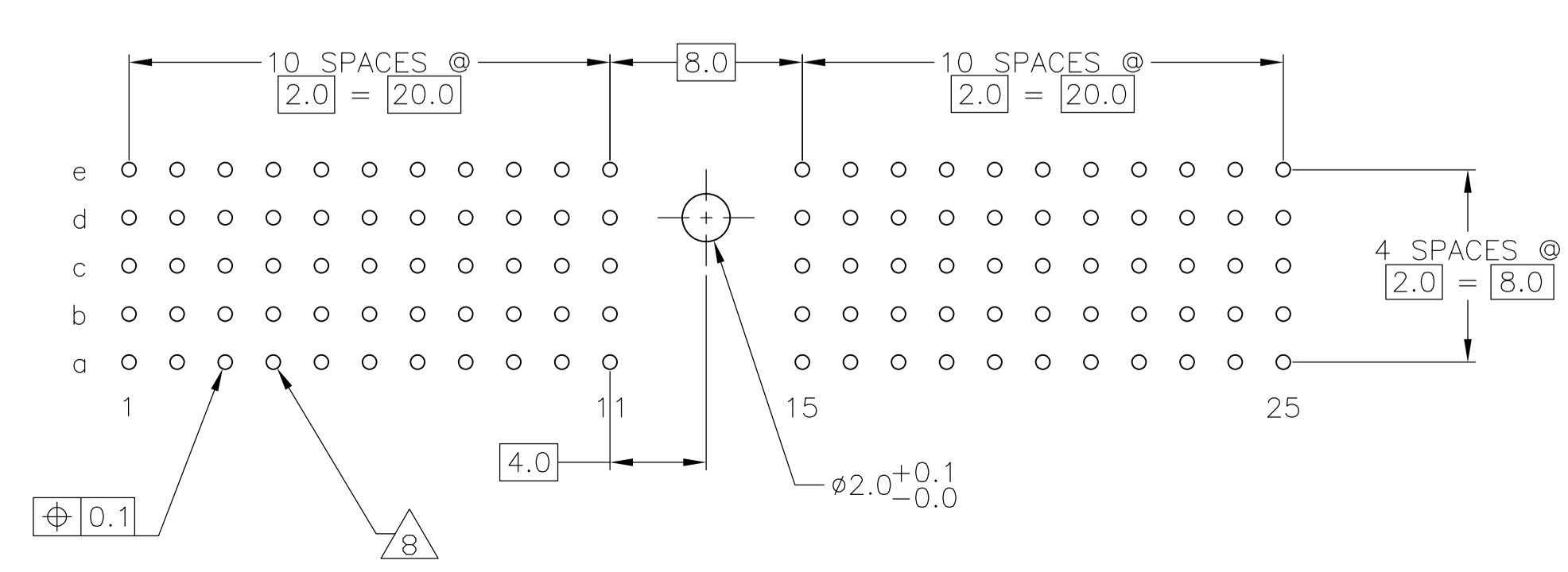


LOC	DIST	REVISIONS				
AD	00	REV	PER	DATE	BY	APPV
E1		REV PER	ECR-10-000662	18JAN2010	JY	SY
F		ECR-10-018652		10SEP10	SW	MQW
G		ECR-12-010652		6NOV12	SY	AC



RECOMMENDED PCB-HOLE LAYOUT
 COMPONENT SIDE SHOWN

PLATED THRU HOLES PARAMETERS
 REFERENCE APPLICATION SPECIFICATION



	2	3	15	3-106164-0
	2	6	14	1-106164-9
	2	5	14	106164-9
	2	4		106164-4
DISOLETE	2	3		106164-1
FINISH	PART NUMBER			

THIS DRAWING IS A CONTROLLED DOCUMENT.

DIMENSIONS: mm	TOLERANCES UNLESS OTHERWISE SPECIFIED:	DIN B CARBO 24JAN05	Tyco Electronics Corporation Harrisburg, Pa 17105-3608
0-PLC ±	1-PLC ±0.1	24JAN05	108-19082
2-PLC ±	3-PLC ±	24JAN05	114-19029
4-PLC ±	ANGLES ±		100779
MATERIAL 1	FINISH SEE TABLE	WEIGHT	SCALE 4:1 SHEET 1 OF 2 REV G

CUSTOMER DRAWING

LOC		DIST		REVISIONS				
P	LTR	DESCRIPTION	DATE	DN	APVD			
-	-	SEE SHEET 1	-	-	-			

- 1 MATERIAL:
CONTACT: PHOSPHOR BRONZE.
HOUSING: GLASS-FILLED POLYESTER.
- 2 GENERAL PLATING SPECIFICATION: UNDERPLATING
(ENTIRE CONTACT): 1.27µm MIN NICKEL AND ACTION
PIN: 0.5µm MIN TIN\LEAD.
FOR PLATING OF MATING SURFACES SEE APPLICABLE
SPECIFICATION REFERENCE FOR EACH DASH NUMBER.
- 3 CONFORMS TO ALL TESTING ACCORDING TO IEC 61076-4-101
PERFORMANCE LEVEL 2.
- 4 CONFORMS TO ALL TESTING ACCORDING TO IEC 61076-4-101
PERFORMANCE LEVEL 1.
- 5 CONNECTOR TESTED AND QUALIFIED AGAINST TELCORDIA GR-1217-CORE QUALITY LEVEL 3,
CENTRAL OFFICE APPLICATIONS.
- 6 CONNECTOR TESTED AND QUALIFIED AGAINST TELCORDIA GR-1217-CORE QUALITY LEVEL 3,
UNCONTROLLED ENVIROMENT APPLICATIONS.
- 7 CONNECTOR MARKED WITH PART NUMBER AND DATE CODE.
ADDITIONAL CHARACTERS OR MARKINGS, AS WELL AS THE LOCATION OF THE MARKINGS,
MAY BE ADDED FOR TRACEABILITY BASED UPON MANUFACTURERS DISCRETION.
- 8 PLATED-THROUGH HOLES AT 2x2mm SQUARE GRID
PATTERN DEFINED BY CONTACT LAYOUT.
- 9 FOR ACTUAL PIN LOADING SEE "CONTACT LAYOUT".
- 10 FOR ACTUAL PIN DIMENSIONS SEE "CONTACT DIMENSIONS".
- 11 TO BE MEASURED AT BOTTOM OF SHROUD.
- 12 POLARIZATION FEATURE.
- 13 AREA RESERVED FOR KEYING PART (BASIC P/N 100525)
- 14 CONNECTOR LUBRICATED WITH BELCORE APPROVED LUBRICANT,
TECHNICAL REFERENCE: TR-NWT-001217 ISSUE 1, SEP 1992.
- 15 0.76µm MIN GOLD PLATING AT MATING SURFACES.

THIS DRAWING IS A CONTROLLED DOCUMENT.		DIN B CARBO 24JAN05		Tyco Electronics Corporation	
DIMENSIONS: mm		GSKIPPER 24JAN05		Harrisburg, Pa 17105-3608	
TOLERANCES UNLESS OTHERWISE SPECIFIED: ±0.2		GSKIPPER 24JAN05		Tyco Electronics Corporation	
0-PLC ±		NAME		MALE ASSEMBLY, Z-PACK 2mm HM, TYPE A	
1-PLC ± 0.1		PRODUCT SPEC		108-19082	
2-PLC ±		APPLICATION SPEC		114-19029	
3-PLC ±		SIZE		A1	
4-PLC ±		CAGE CODE		00779	
ANGLES		DRAWING NO		106164	
MATERIAL SEE SHEET 1		FINISH SEE SHEET 1		WEIGHT	
		CUSTOMER DRAWING		SCALE 4:1 SHEET 2 OF 2 REV G	

单击下面可查看定价，库存，交付和生命周期等信息

[>>TE Connectivity\(泰科\)](#)