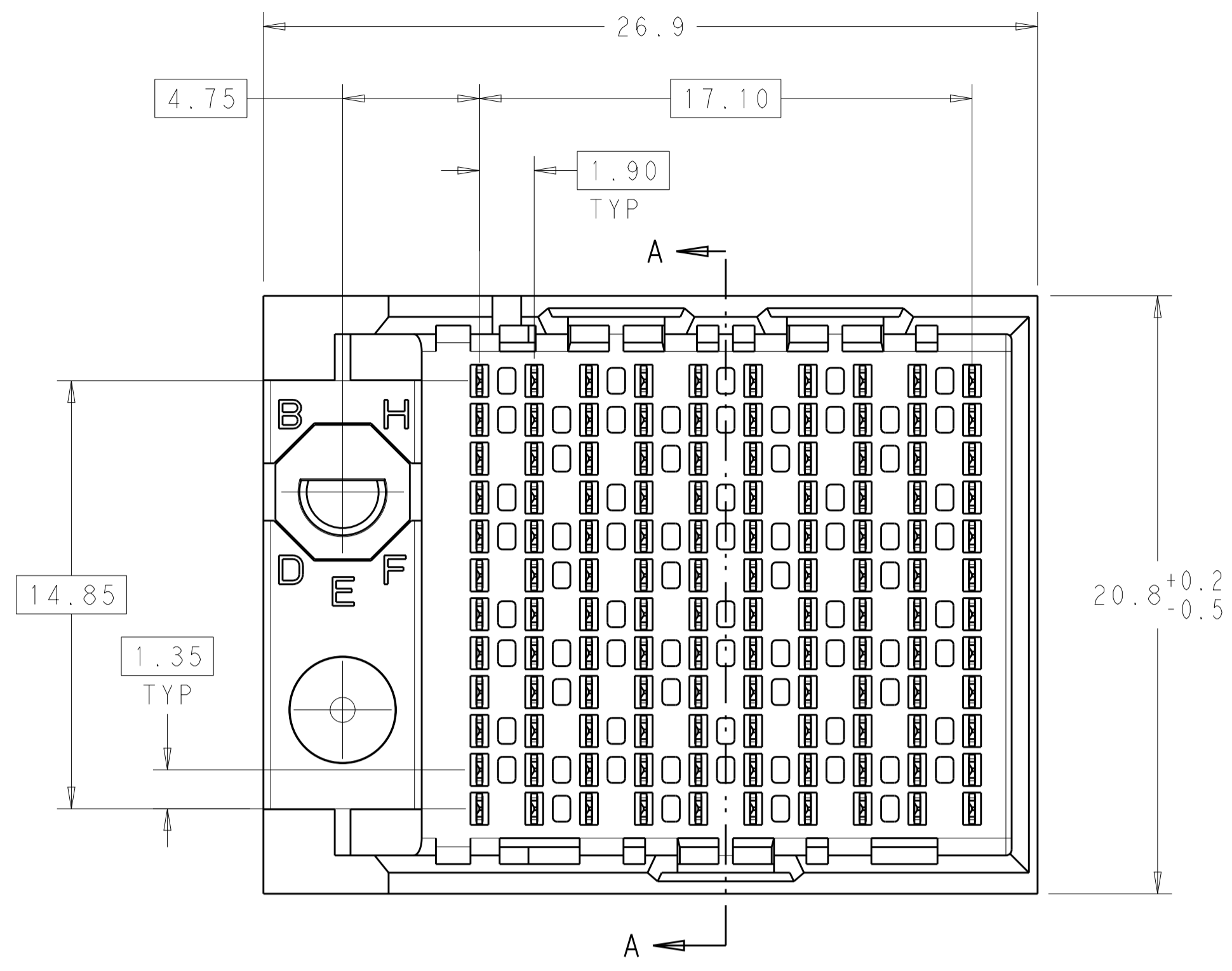
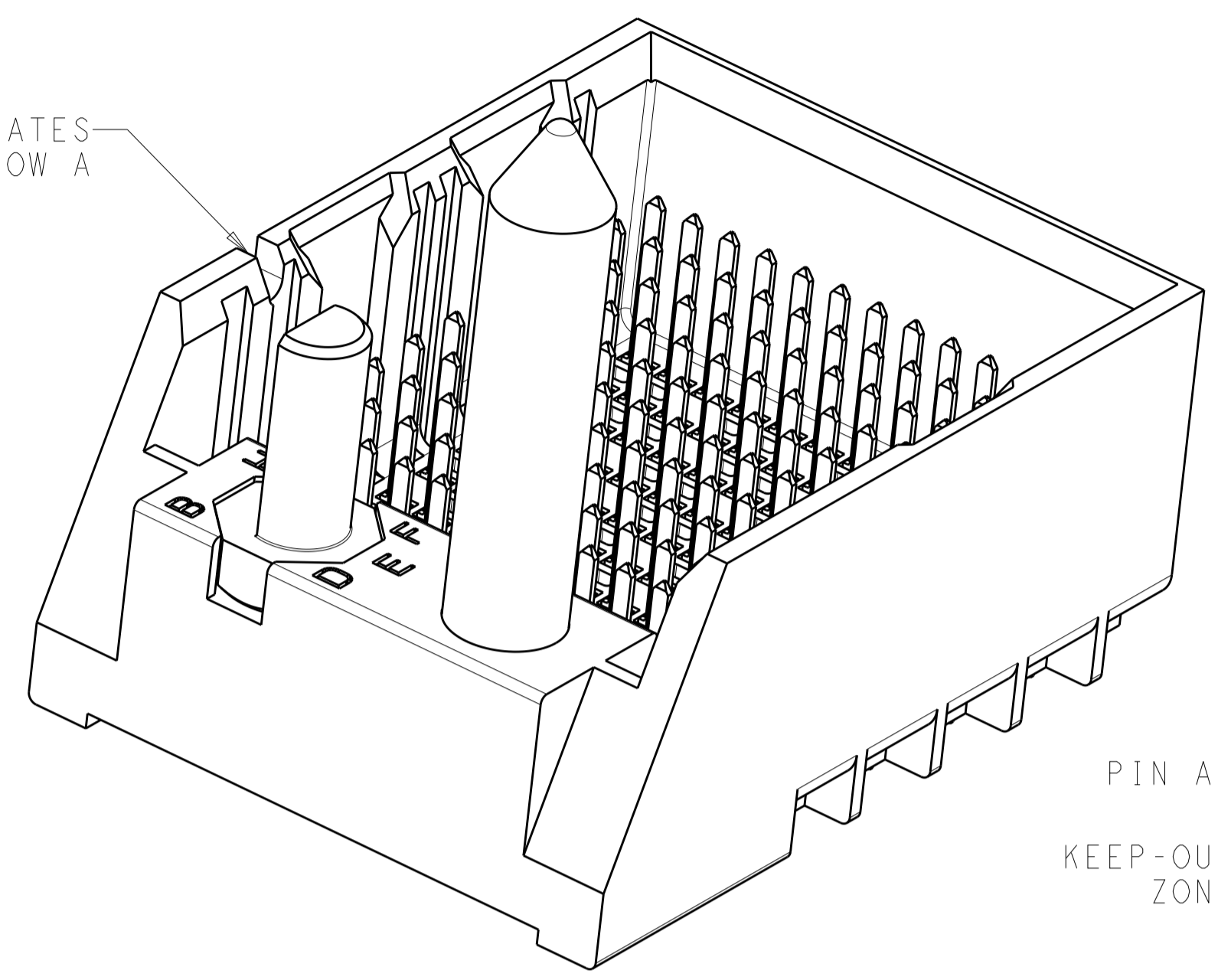


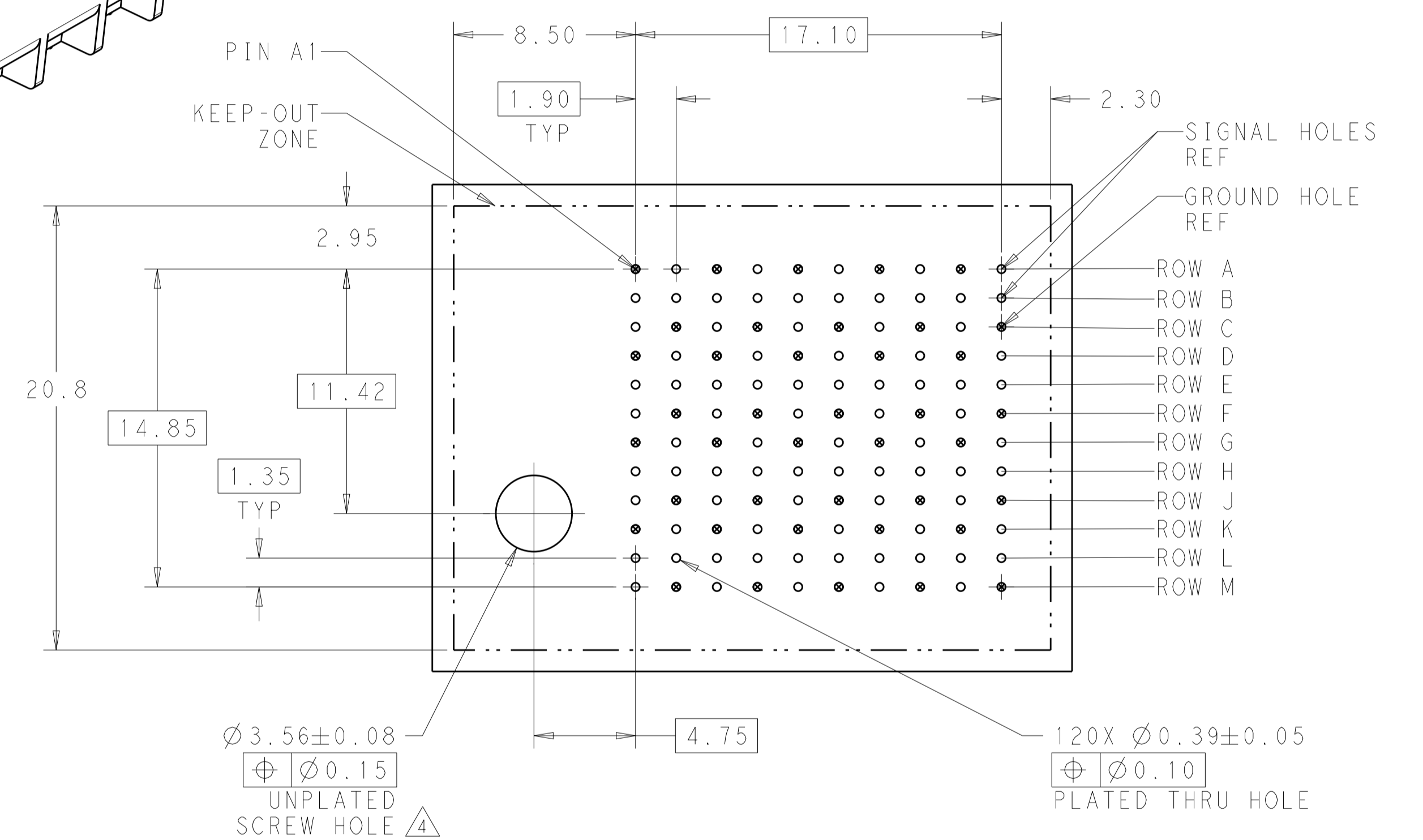
LOC	DIST	REVISIONS			
P	LTN	DESCRIPTION	DATE	DWN	APVD
B1		REVISED PER ECO-15-001494	04FEB2015	AP	DD



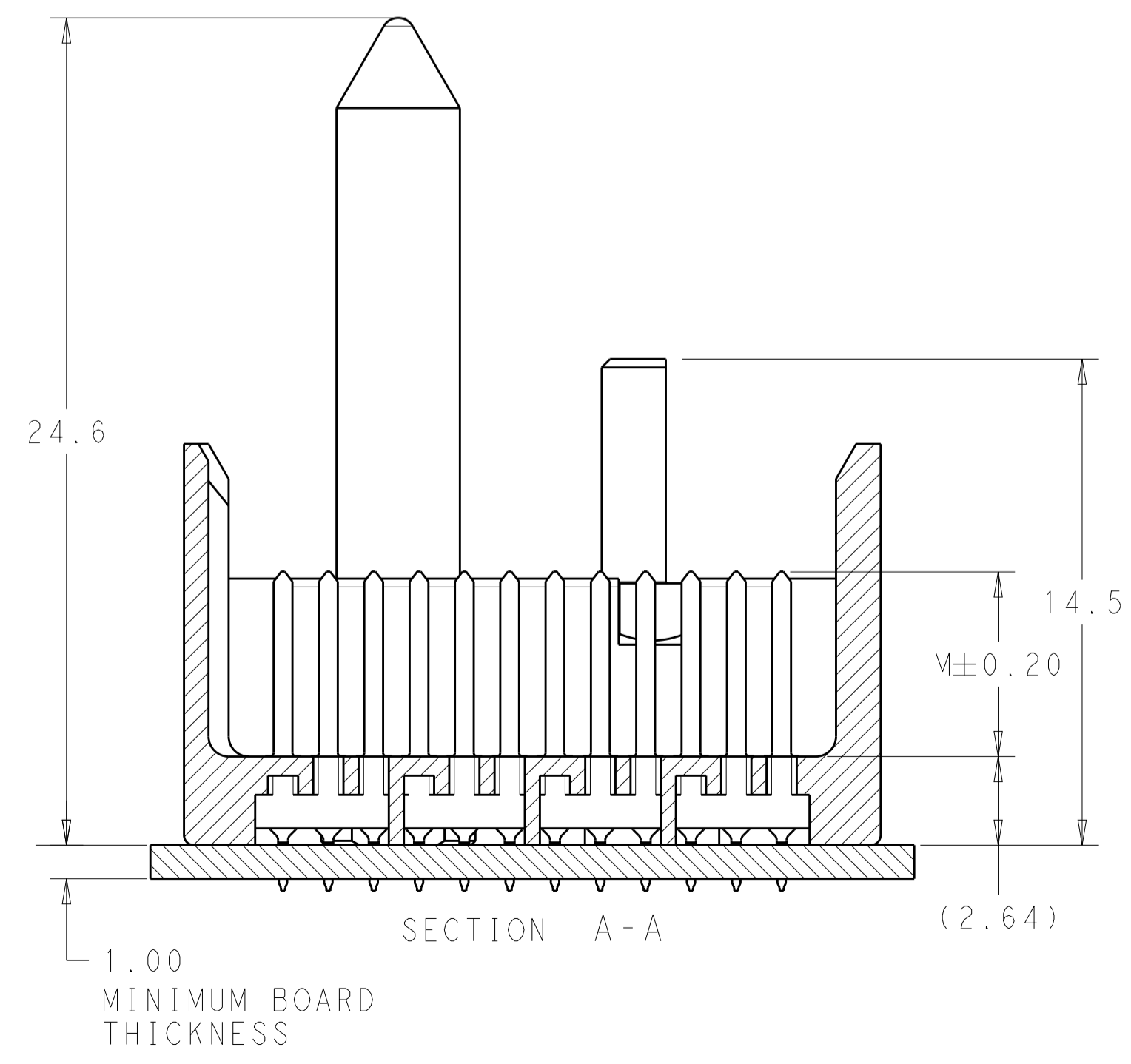
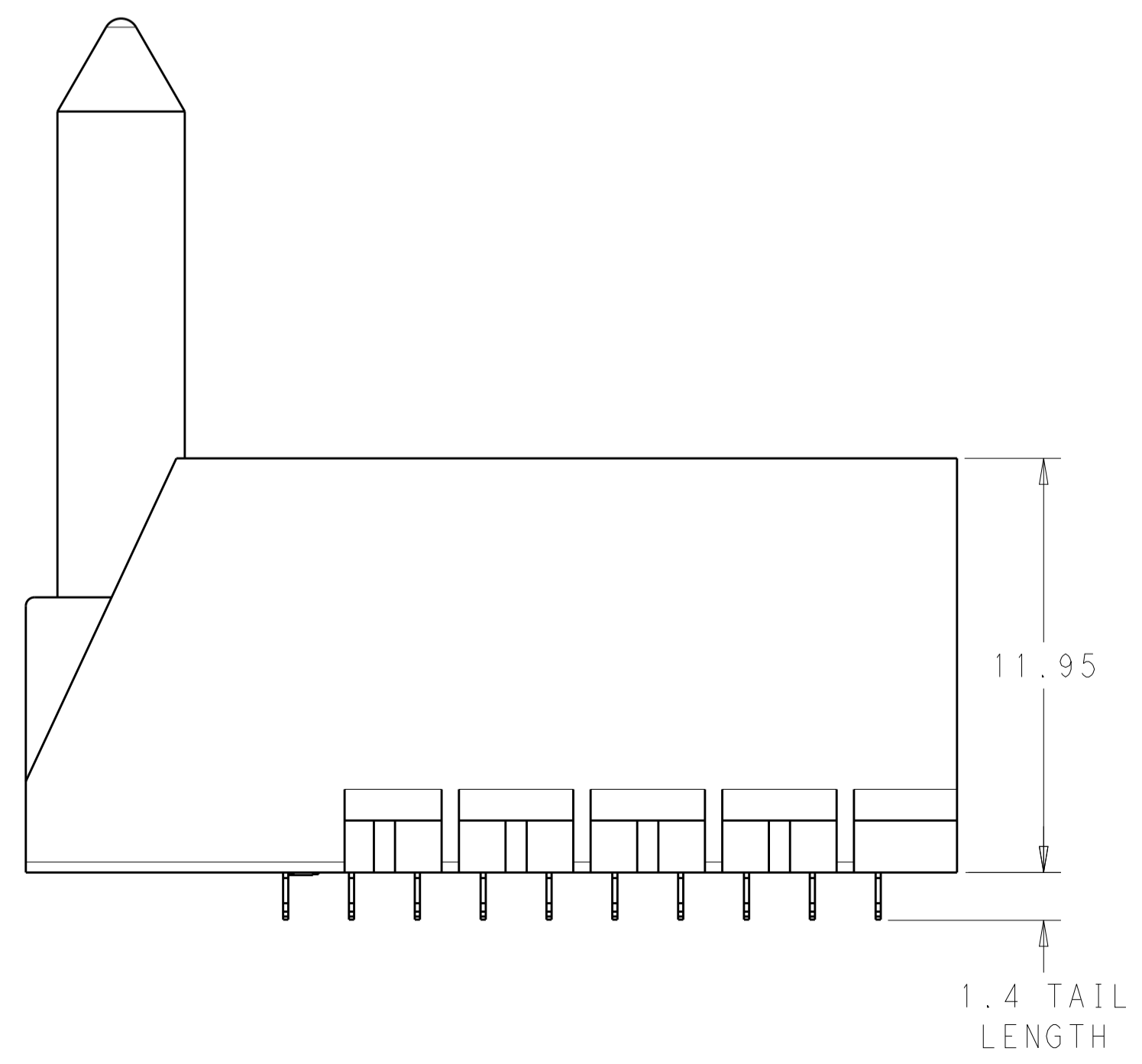
NOTCH DESIGNATES ROW A



- ⚠ MATERIAL:
HOUSING: LCP, GLASS FILLED, UL94V-0.
TERMINALS: HIGH PERFORMANCE COPPER ALLOY.
- ⚠ FINISH:
30μ" MIN GOLD IN CONTACT AREA. SELECTIVE TIN ON PCB TAILS, NICKEL OVERALL.
- 3. SCREWS PACKAGED IN END OF PACKAGING TUBE.
- ⚠ FOR GROUNDED GUIDE PIN USE Ø3.56±0.08 PTH, Ø3.66 DRILL, AND Ø6.5 PAD
- 5. KEYING PIN SHOWN IN POSITION A, SEE KEYING CHART ON SHEET 2 FOR OTHER POSITIONS.



LEFT GUIDED BACKPLANE HOLE PATTERN (CONNECTOR SIDE)



THIS DRAWING IS A CONTROLLED DOCUMENT.		DWN J. K. SHOBER 27DEC11	 TE Connectivity
DIMENSIONS:		CHK J. EARY 27DEC11	
TOLERANCES UNLESS OTHERWISE SPECIFIED:		APVD J. EARY 27DEC11	
mm		NAME	
0 PLC	±	IMPACT, 4 PAIR, 10 COLUMN, HEADER	RESTRICTED TO
1 PLC	±0.25	LEFT GUIDED, RIGHT END WALL	
2 PLC	±0.13	SIGNAL MODULE, 0.39 PTH	
3 PLC	±	APPLICATION SPEC	
4 PLC	±	SIZE CAGE CODE DRAWING NO	A100779C=2007811
ANGLES	±	WEIGHT	
MATERIAL	FINISH	CUSTOMER DRAWING	SCALE 6:1 SHEET 1 OF 2 REV B1

THIS DRAWING IS UNPUBLISHED. RELEASED FOR PUBLICATION 20
 © COPYRIGHT 20 . ALL RIGHTS RESERVED.

LOC		DIST		REVISIONS			
AD	00	P	LTN	DESCRIPTION	DATE	DMN	APVD
		-		SEE SHEET 1			



	H	5.5	8-2007811-3
	H	4.9	8-2007811-2
	H	4.5	8-2007811-1
	G	5.5	7-2007811-3
	G	4.9	7-2007811-2
	G	4.5	7-2007811-1
	F	5.5	6-2007811-3
	F	4.9	6-2007811-2
	F	4.5	6-2007811-1
	E	5.5	5-2007811-3
	E	4.9	5-2007811-2
	E	4.5	5-2007811-1
	D	5.5	4-2007811-3
	D	4.9	4-2007811-2
	D	4.5	4-2007811-1
	C	5.5	3-2007811-3
	C	4.9	3-2007811-2
	C	4.5	3-2007811-1
	B	5.5	2-2007811-3
	B	4.9	2-2007811-2
	B	4.5	2-2007811-1
	A	5.5	1-2007811-3
	A	4.9	1-2007811-2
	A	4.5	1-2007811-1
	-	5.5	2007811-3
	-	4.9	2007811-2
	-	4.5	2007811-1
FINISH	KEY POSITION	DIM M	PART NUMBER

REFER TO WWW.TE.COM FOR PRODUCT AVAILABILITY

THIS DRAWING IS A CONTROLLED DOCUMENT.		DMN J.K.SHOBER 27DECT1	TE Connectivity
DIMENSIONS: mm		CHK J. EARY 27DECT1	
TOLERANCES UNLESS OTHERWISE SPECIFIED:		APVD J. EARY 27DECT1	NAME IMPACT, 4 PAIR, 10 COLUMN, HEADER LEFT GUIDED, RIGHT END WALL SIGNAL MODULE, 0.39 PTH
0 PLC ±.25		PRODUCT SPEC	
1 PLC ±0.13		APPLICATION SPEC	SIZE CAGE CODE DRAWING NO RESTRICTED TO
2 PLC ±.10		WEIGHT	A100779C=2007811
3 PLC ±.08		CUSTOMER DRAWING	SCALE 5:1 SHEET 2 OF 2 REV B1
4 PLC ±.07			
ANGLES			
FINISH SEE TABLE			

单击下面可查看定价，库存，交付和生命周期等信息

[>>TE Connectivity\(泰科\)](#)