



Corcom H Series 20A Power Line Filters

The H Series filters are suitable for use in medical equipment and feature a 2 element circuit that provides general purpose performance above 1MHz with minimal leakage current. The new 20A versions are for chassis mount installations and offer either spade or threaded bolt terminations.

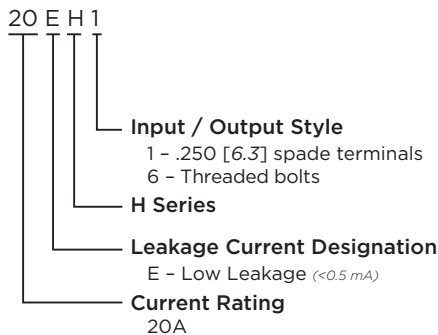
KEY FEATURES

- Minimal leakage current suitable for medical equipment
- Two element circuit provides basic EMI attenuation above 1MHz
- Low profile design allows for a space-saving design solution
- Compliant with internal spacing requirements for UL60601-1, 3rd edition for medical applications
- Capacitive input
- Designed for easy connection and installation

APPLICATIONS

- Dialysis machines
- Diagnostic equipment
- Medical laser
- CAT scanners
- MRT scanners
- Dentist equipment
- Operating room equipment
- Physical therapy equipment

ORDERING INFORMATION



STANDARDS AND SPECIFICATIONS

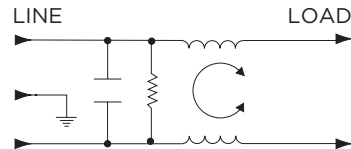
- UL Recognized
- VDE Approved
- CSA Pending



ELECTRICAL SPECIFICATIONS

| | | |
|----------------------------|-----------------|----------|
| Hipot rating (one minute): | Line to Ground: | 1500 VAC |
| | Line to Line: | 1450 VDC |
| Rated Voltage: | | 250 VAC |
| Operating Frequency: | | 50/60 Hz |
| Rated Current: | | 20A max. |

ELECTRICAL SCHEMATIC



PRODUCT OFFERING

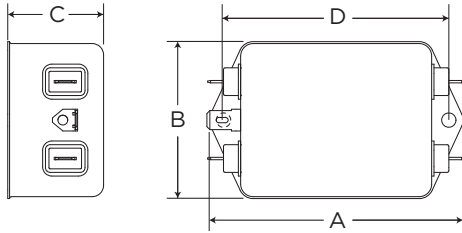
- 3-1609037-8:** 20EH1 20A H Series filter with spade terminals
4-1609037-3: 20EH6 20A H Series filter with threaded bolt terminals

Samples Available

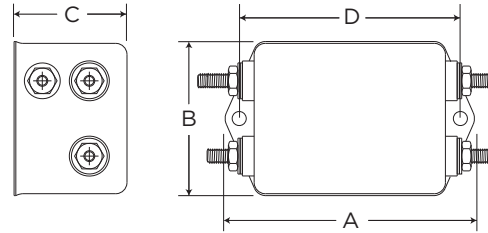


CASE STYLES

20EH1



20EH6



DIMENSIONS

| Part Numbers | A (max) | B (max) | C (max) | D ± .015 ± .38 |
|--------------|------------|-------------|-------------|----------------------|
| 20EH1 | 3.35 | 2.07 | 1.31 | 2.94 |
| | <i>85</i> | <i>52.6</i> | <i>33.3</i> | <i>74.63</i> |
| 20EH6 | 3.35 | 2.07 | 1.53 | 2.94 |
| | <i>85</i> | <i>52.6</i> | <i>38.9</i> | <i>74.63</i> |

PERFORMANCE DATA

Minimum Insertion Loss - Measured in closed 50 Ohm system

Common Mode / Asymmetrical (Line to Ground)

| Current Rating | Frequency — MHz | | | | | |
|----------------|-----------------|----|----|----|----|----|
| | .15 | .5 | 1 | 5 | 10 | 30 |
| 20A | 10 | 20 | 21 | 15 | 15 | 15 |

Differential Mode / Symmetrical (Line to Line)

| Current Rating | Frequency — MHz | | | | | |
|----------------|-----------------|----|---|----|----|----|
| | .15 | .5 | 1 | 5 | 10 | 30 |
| 20A | - | 1 | 5 | 20 | 30 | 25 |

Dimensions in inches and millimeters unless otherwise shown. Values in italics are metric equivalents. Dimensions are shown for reference purposes only. Specifications subject to change. Customer drawing should be used for all design activity.



单击下面可查看定价，库存，交付和生命周期等信息

[>>TE Connectivity\(泰科\)](#)