


Type 3632 Series

Key Features

- Wide value range up to 15000uH
- Ferrite core
- Up to 5.6A
- Taped and reeled
- High reliability



The 3632 series offers a range of high current shielded inductors suitable for a broad range of Industrial applications. The low profile package makes this product very effective in space – conscious applications and designs. These inductors are frequently chosen for new applications in power supply design.

Electrical Characteristics - 3632A Series

Inductance Code	Inductance (μH)	Tolerance	Q Ref.	Test Freq. (Hz)		S.R.F. (MHz) Typ.	R.D.C. (Ω) Max.	I.D.C. (A) Max.
				L	Q			
2R7	2.7	±20%	23	1K	7.960M	85.00	0.032	3.20
3R5	3.5	±20%	23	1K	7.960M	80.00	0.036	2.90
4R7	4.7	±20%	23	1K	7.960M	70.00	0.040	2.70
5R6	5.6	±20%	23	1K	7.960M	57.00	0.046	2.50
6R8	6.8	±20%	23	1K	7.960M	38.00	0.050	2.30
8R2	8.2	±20%	23	1K	7.960M	30.00	0.055	2.10
100	10.0	±20%	35	1K	2.520M	29.00	0.080	1.80
120	12.0	±20%	35	1K	2.520M	26.00	0.085	1.70
150	15.0	±20%	35	1K	2.520M	29.00	0.100	1.60
180	18.0	±20%	35	1K	2.520M	22.00	0.110	1.50
220	22.0	±20%	35	1K	2.520M	19.00	0.130	1.40
270	27.0	±20%	35	1K	2.520M	17.00	0.140	1.30
330	33.0	±20%	35	1K	2.520M	15.00	0.150	1.20
390	39.0	±20%	35	1K	2.520M	14.00	0.160	1.10
470	47.0	±20%	35	1K	2.520M	12.00	0.180	1.00
560	56.0	±20%	35	1K	2.520M	12.00	0.300	0.93
680	68.0	±20%	40	1K	2.520M	9.00	0.350	0.85
820	82.0	±20%	40	1K	2.520M	8.00	0.370	0.78
101	100	±15%	40	1K	0.796M	7.50	0.420	0.70
121	120	±15%	40	1K	0.796M	7.00	0.480	0.65
151	150	±15%	40	1K	0.796M	6.00	0.550	0.60
181	180	±15%	40	1K	0.796M	5.50	0.820	0.52
221	220	±15%	40	1K	0.796M	5.00	1.000	0.48
271	270	±15%	40	1K	0.796M	5.00	1.100	0.44
331	330	±15%	40	1K	0.796M	4.50	1.300	0.40
391	390	±15%	40	1K	0.796M	4.20	1.400	0.38
471	470	±15%	40	1K	0.796M	4.00	1.600	0.35
561	560	±15%	60	1K	0.796M	3.20	2.700	0.28
681	680	±15%	60	1K	0.796M	2.70	3.200	0.25
821	820	±15%	85	1K	0.796M	2.60	3.500	0.23
102	1000	±15%	100	1K	0.252M	2.30	4.000	0.22

Type 3632 Series

Electrical Characteristics - 3632A Series (continued)

Inductance Code	Inductance (μH)	Tolerance	Q Ref.	Test Freq. (Hz)		S.R.F. (MHz) Typ.	R.D.C. (Ω) Max.	I.D.C. (A) Max.
				L	Q			
102	1000	±15%	100	1K	0.252M	2.30	4.000	0.22
122	1200	±15%	100	1K	0.252M	2.30	4.400	0.20
152	1500	±15%	100	1K	0.252M	2.00	5.200	0.18
182	1800	±15%	100	1K	0.252M	1.70	7.000	0.17
222	2200	±15%	100	1K	0.252M	1.50	8.500	0.16
272	2700	±15%	100	1K	0.252M	1.40	9.200	0.14
332	3300	±15%	100	1K	0.252M	1.30	11.000	0.12
392	3900	±15%	100	1K	0.252M	1.20	16.000	0.11
472	4700	±15%	100	1K	0.252M	1.00	19.000	0.10
562	5600	±15%	100	1K	0.252M	0.90	21.000	0.09
682	6800	±15%	100	1K	0.252M	0.90	24.000	0.09
822	8200	±15%	100	1K	0.252M	0.80	31.000	0.08
103	10000	±15%	100	1K	79.60K	0.70	38.000	0.07

Electrical Characteristics - 3632B Series

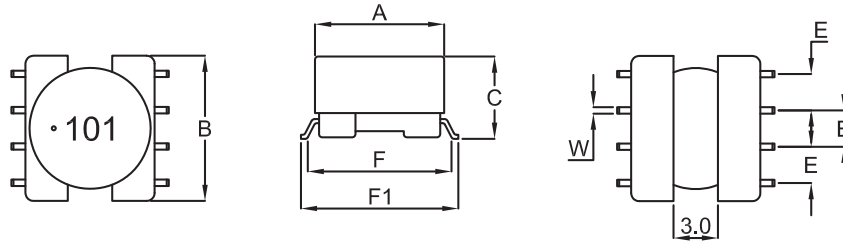
Inductance Code	Inductance (μH)	Tolerance	Q Ref.	Test Freq. (Hz)		S.R.F. (MHz) Typ.	R.D.C. (Ω) Max.	I.D.C. (A) Max.
				L	Q			
1R5	1.50	±20%	20	1K	7.960M	65.00	0.014	5.600
2R7	2.70	±20%	20	1K	7.960M	50.00	0.019	4.800
3R9	3.90	±20%	20	1K	7.960M	35.00	0.021	4.400
5R6	5.60	±20%	18	1K	7.960M	25.00	0.027	3.800
7R5	7.50	±20%	18	1K	7.960M	15.00	0.032	3.400
100	10.0	±20%	33	1K	2.520M	11.00	0.040	3.000
120	12.0	±20%	40	1K	2.520M	11.00	0.050	2.500
150	15.0	±20%	45	1K	2.520M	8.50	0.065	2.200
180	18.0	±20%	40	1K	2.520M	8.50	0.075	2.000
220	22.0	±20%	35	1K	2.520M	6.00	0.080	1.900
270	27.0	±20%	45	1K	2.520M	6.00	0.090	1.800
330	33.0	±20%	40	1K	2.520M	5.00	0.100	1.700
390	39.0	±20%	45	1K	2.520M	5.00	0.135	1.500
470	47.0	±20%	40	1K	2.520M	4.00	0.150	1.400
560	56.0	±20%	35	1K	2.520M	3.00	0.165	1.350
680	68.0	±20%	30	1K	2.520M	2.50	0.184	1.250
820	82.0	±20%	30	1K	2.520M	2.40	0.260	1.050
101	100	±15%	40	1K	0.796M	6.00	0.280	1.000
121	120	±15%	42	1K	0.796M	5.70	0.340	0.900
151	150	±15%	45	1K	0.796M	4.60	0.450	0.800
181	180	±15%	35	1K	0.796M	4.20	0.500	0.700
221	220	±15%	35	1K	0.796M	3.80	0.600	0.650
271	270	±15%	30	1K	0.796M	3.40	0.700	0.600
331	330	±15%	30	1K	0.796M	3.00	0.800	0.550
391	390	±15%	33	1K	0.796M	2.60	1.000	0.500
471	470	±15%	30	1K	0.796M	2.30	1.150	0.450
561	560	±15%	35	1K	0.796M	2.20	1.500	0.380
681	680	±15%	30	1K	0.796M	2.00	1.700	0.350
821	820	±15%	35	1K	0.796M	1.90	2.200	0.320
102	1000	±15%	85	1K	0.252M	1.80	2.500	0.300
152	1500	±15%	120	1K	0.252M	1.30	4.000	0.250
222	2200	±15%	95	1K	0.252M	1.00	5.000	0.200
332	3300	±15%	95	1K	0.252M	0.90	8.000	0.150
472	4700	±15%	90	1K	0.252M	0.80	12.000	0.120
682	6800	±15%	90	1K	0.252M	0.60	16.500	0.100
822	8200	±15%	85	1K	0.252M	0.50	24.000	0.097
103	10000	±15%	110	1K	79.60K	0.50	26.000	0.095
153	15000	±15%	130	1K	79.60K	0.40	40.000	0.075

Type 3632 Series

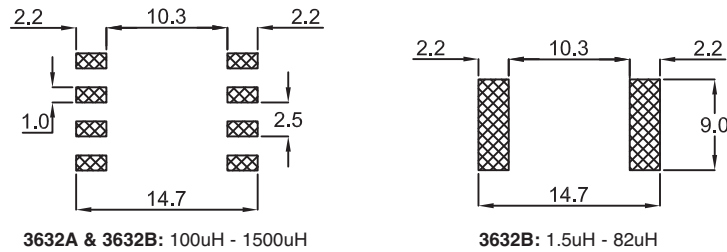
Environmental Characteristics

Storage Temperature:	-40°C to +125°C
Operating Temperature:	-25°C to +105°C
Rated Current:	Based on temp. rise & $\Delta L/L=10\%$ max.
Temperature Rise:	40°C max.

Dimensions



PCB Layout Plans

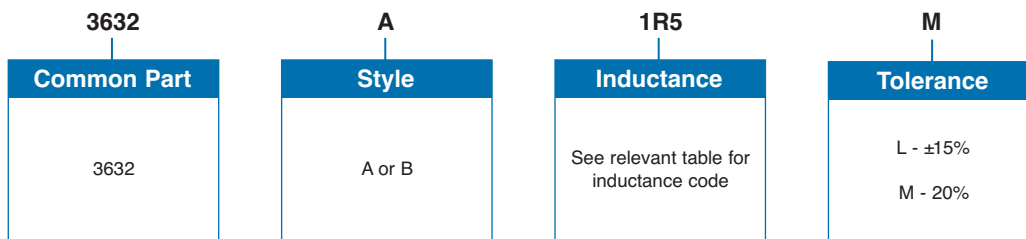


3632A & 3632B: 100uH - 1500uH

3632B: 1.5uH - 82uH

Series	A ± 0.3	B nom.	C ± 0.3	E ± 0.3	F ± 0.5	F1 ± 0.8	W ± 0.1
3632A	9.5	10.5	6.0	2.5	11.0	12.7	0.7
3632B	9.5	10.5	7.5	2.5	11.0	12.7	0.7

How to Order



TE Connectivity, TE connectivity (logo) and TE (logo) are trademarks.
Other logos, product and Company names mentioned herein may be trademarks of their respective owners.

While TE has made every reasonable effort to ensure the accuracy of the information in this datasheet, TE does not guarantee that it is error-free, nor does TE make any other representation, warranty or guarantee that the information is accurate, correct, reliable or current. TE reserves the right to make any adjustments to the information contained herein at any time without notice. TE expressly disclaims all implied warranties regarding the information contained herein, including, but not limited to, any implied warranties of merchantability or fitness for a particular purpose. The dimensions in this datasheet are for reference purposes only and are subject to change without notice. Specifications are subject to change without notice. Consult TE for the latest dimensions and design specifications.

单击下面可查看定价，库存，交付和生命周期等信息

[>>TE Connectivity\(泰科\)](#)