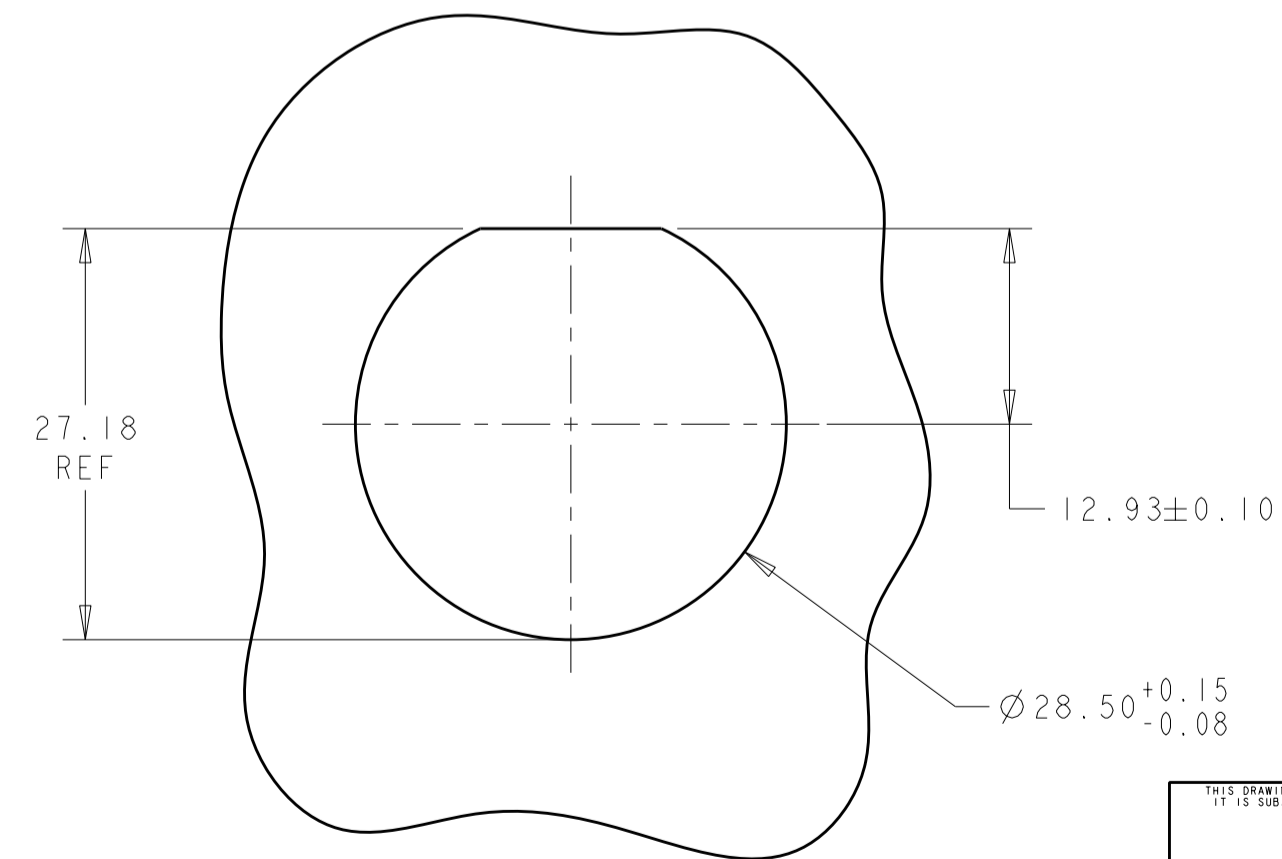
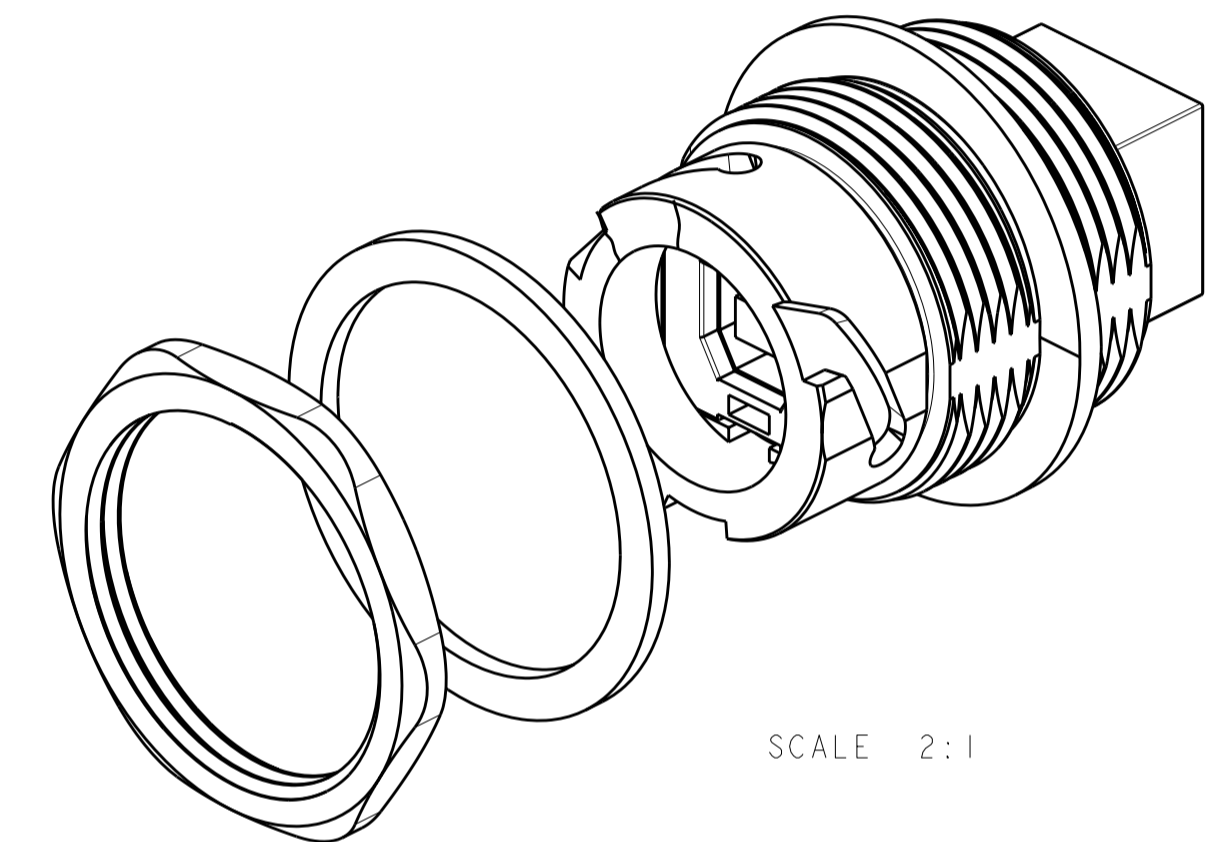
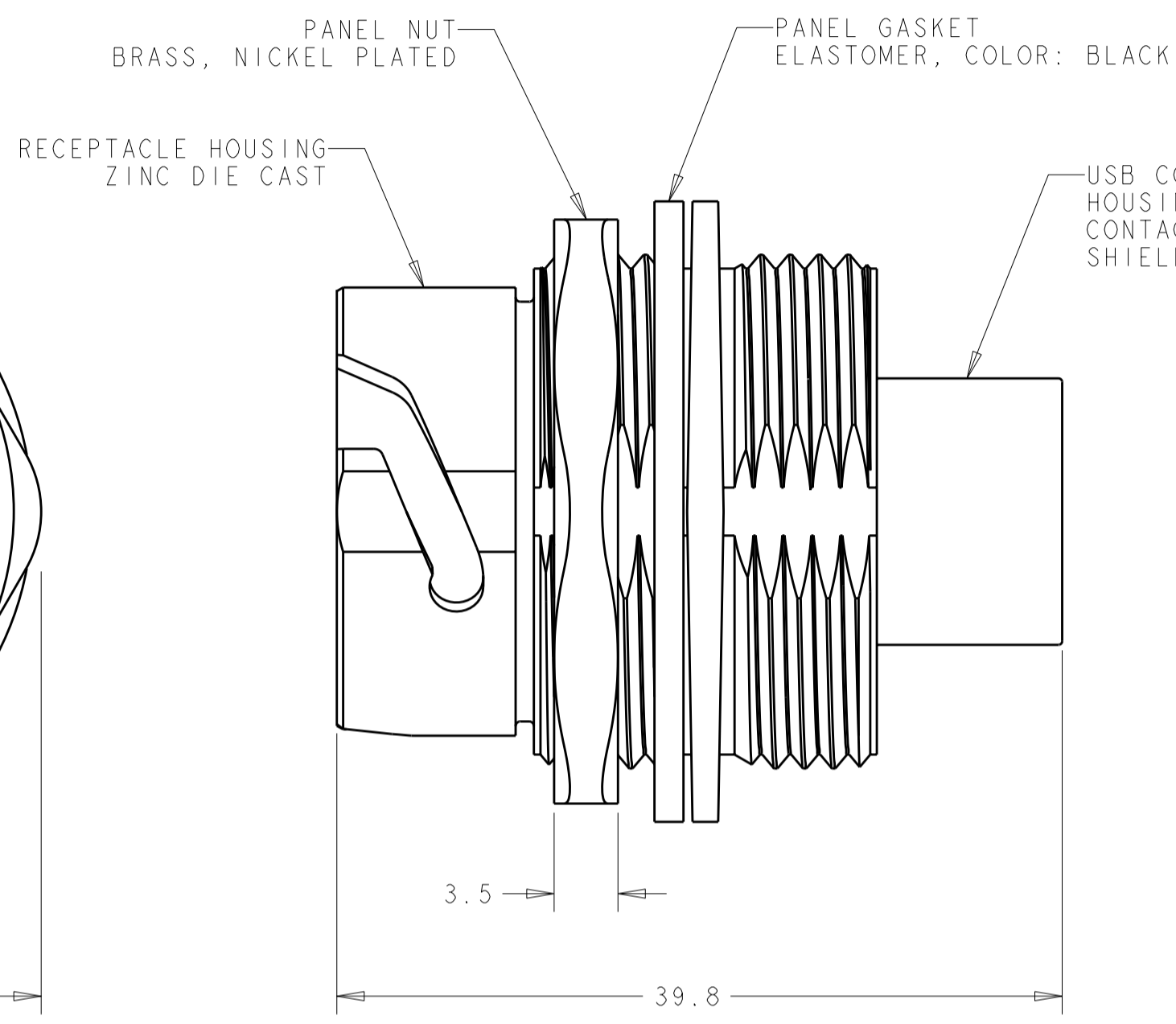
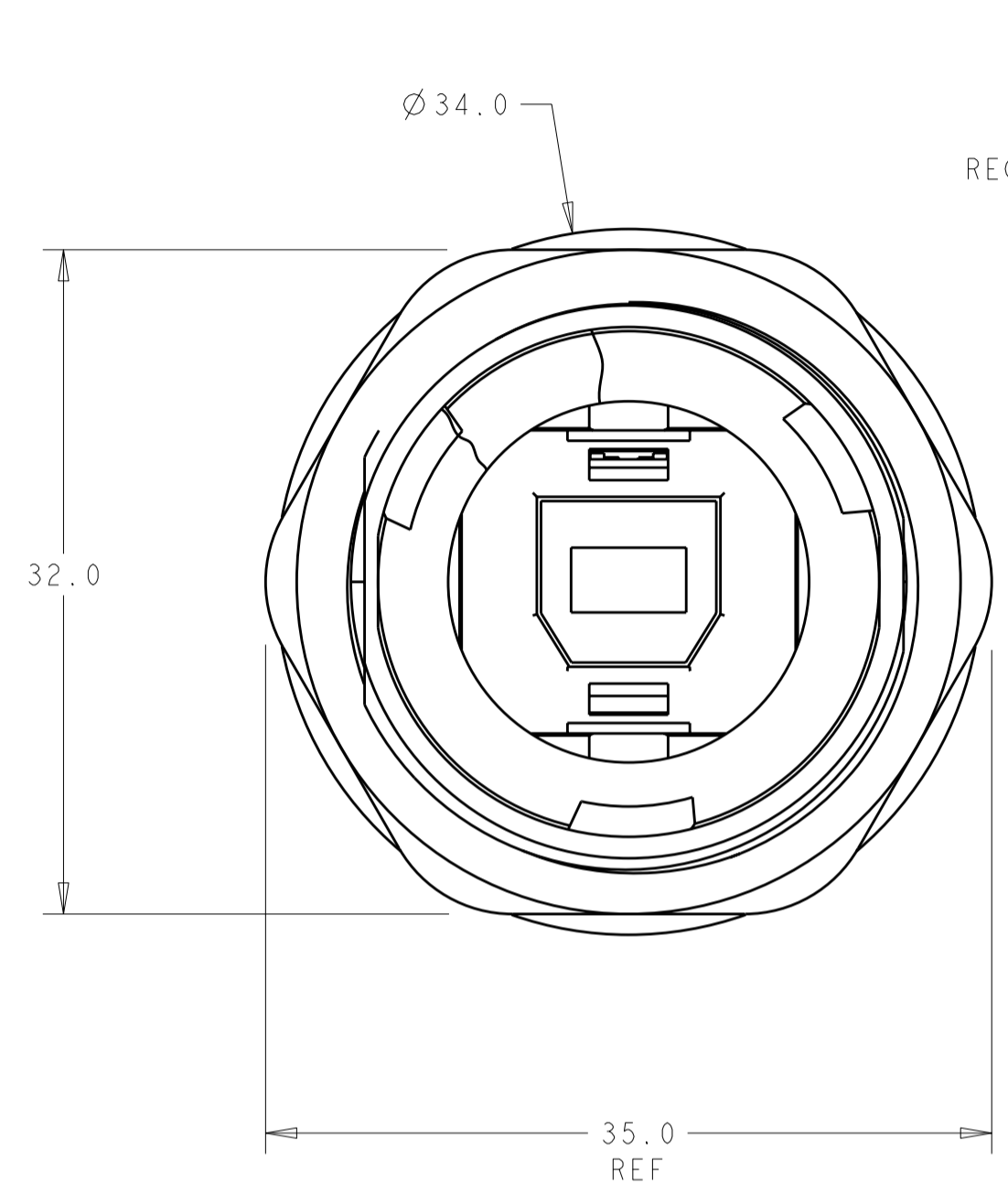


THIS DRAWING IS UNPUBLISHED. RELEASED FOR PUBLICATION 20
 © COPYRIGHT 20 BY TYCO ELECTRONICS CORPORATION. ALL RIGHTS RESERVED.

LOC		DIST		REVISIONS			
P	LTR	DESCRIPTION	DATE	DWN	APVD		
	A	REVISED PER ECO-09-017978	19AUG2009	SS	MS		



- 1. CONNECTOR MAY BE FRONT OR REAR MOUNTED TO A MAXIMUM PANEL THICKNESS OF 3.2 mm.
- 2. PANEL NUT AND PANEL GASKET ARE PACKAGED UNASSEMBLED IN POLYBAG.
- 3. COUPLER LINES CROSSOVER BETWEEN POSTS.
- 4. THIS PRODUCT HAS NOT COMPLETED VALIDATION TESTING.
- 5. PACKAGE KITS IN A TE 12120 BOX; MAXIMUM BOX WEIGH SHALL NOT EXCEED 35 POUNDS. USE BUBBLE WRAP ON THE BOTTOM BEFORE FILLING AND ON THE TOP TO FILL THE SPACE IN THE BOX.

THIS DRAWING IS A CONTROLLED DOCUMENT FOR TYCO ELECTRONICS CORPORATION. IT IS SUBJECT TO CHANGE AND THE CONTROLLING ENGINEERING ORGANIZATION SHOULD BE CONTACTED FOR THE LATEST REVISION.		DWN: S. WELDON 12MAY2008	Tyco Electronics Harrisburg, PA 17105-3608	
DIMENSIONS: mm		CHK: K. DAMODHARAN 12MAY2008	NAME: RECEPTACLE KIT, METAL SHELL, SERIES B TO SERIES A, SEALED, INDUSTRIAL USB CONNECTOR	
TOLERANCES UNLESS OTHERWISE SPECIFIED:		APVD: -	SIZE: A2	
0 PLC ±1		PRODUCT SPEC: 108-2318	CAGE CODE: 00779	DRAWING NO: 2058365
1 PLC ±0.2		APPLICATION SPEC: 114-13211	RESTRICTED TO: -	
2 PLC ±0.10		WEIGHT: -	SCALE: 3:1	
3 PLC ±0.000		CUSTOMER DRAWING		
4 PLC ±0.0000		SHEET 1 OF 1		
ANGLES ±1°		REV A		
FINISH				

单击下面可查看定价，库存，交付和生命周期等信息

[>>TE Connectivity\(泰科\)](#)