

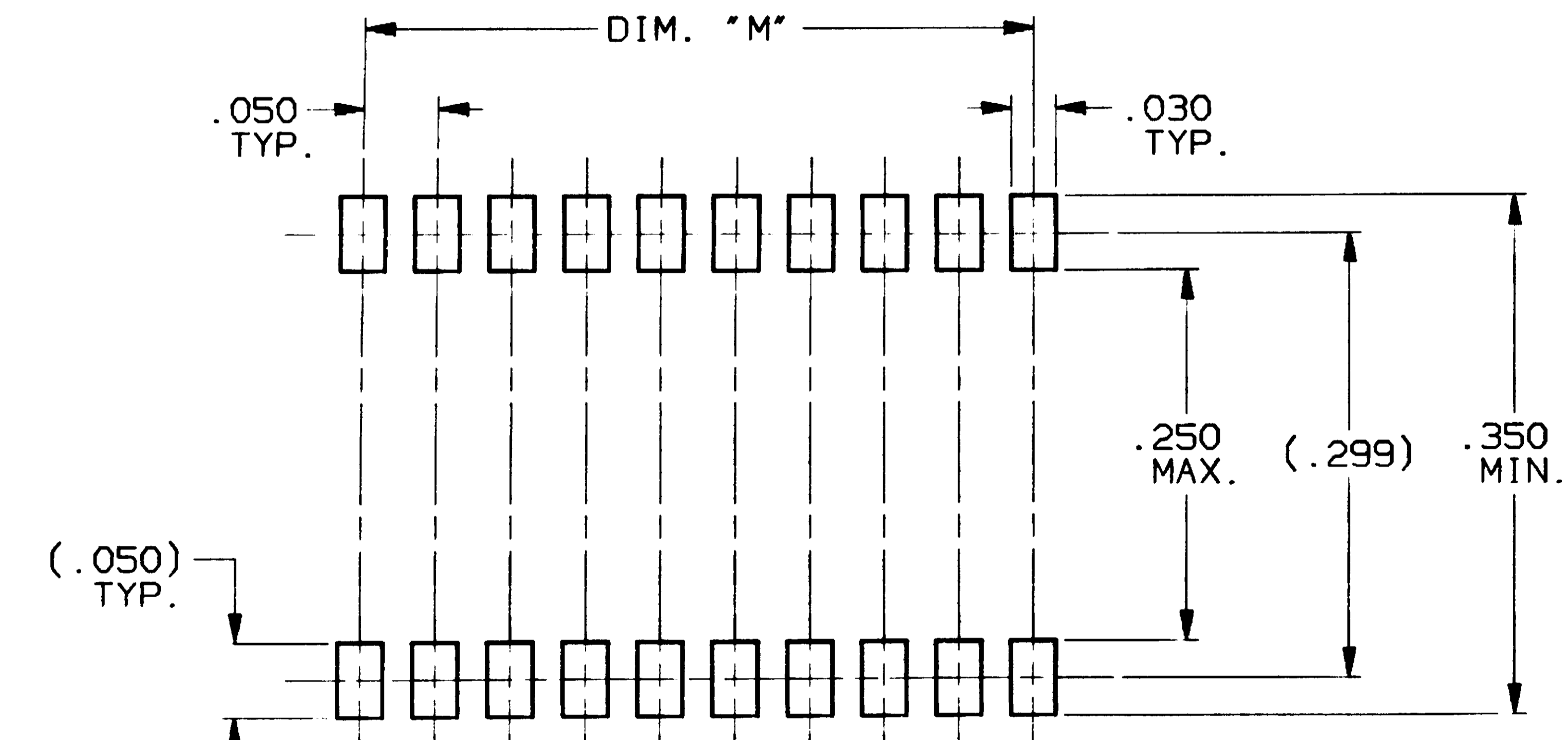
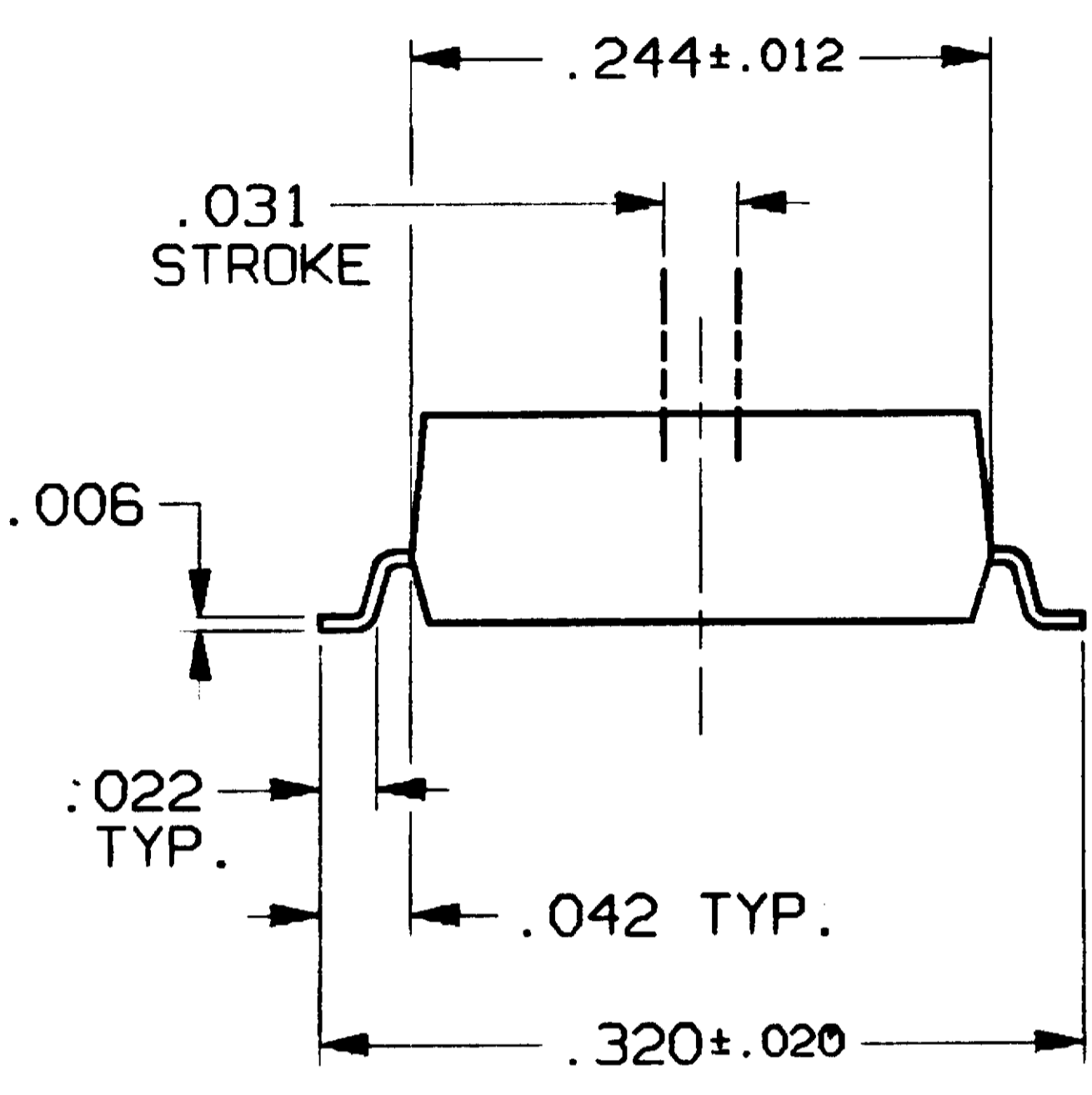
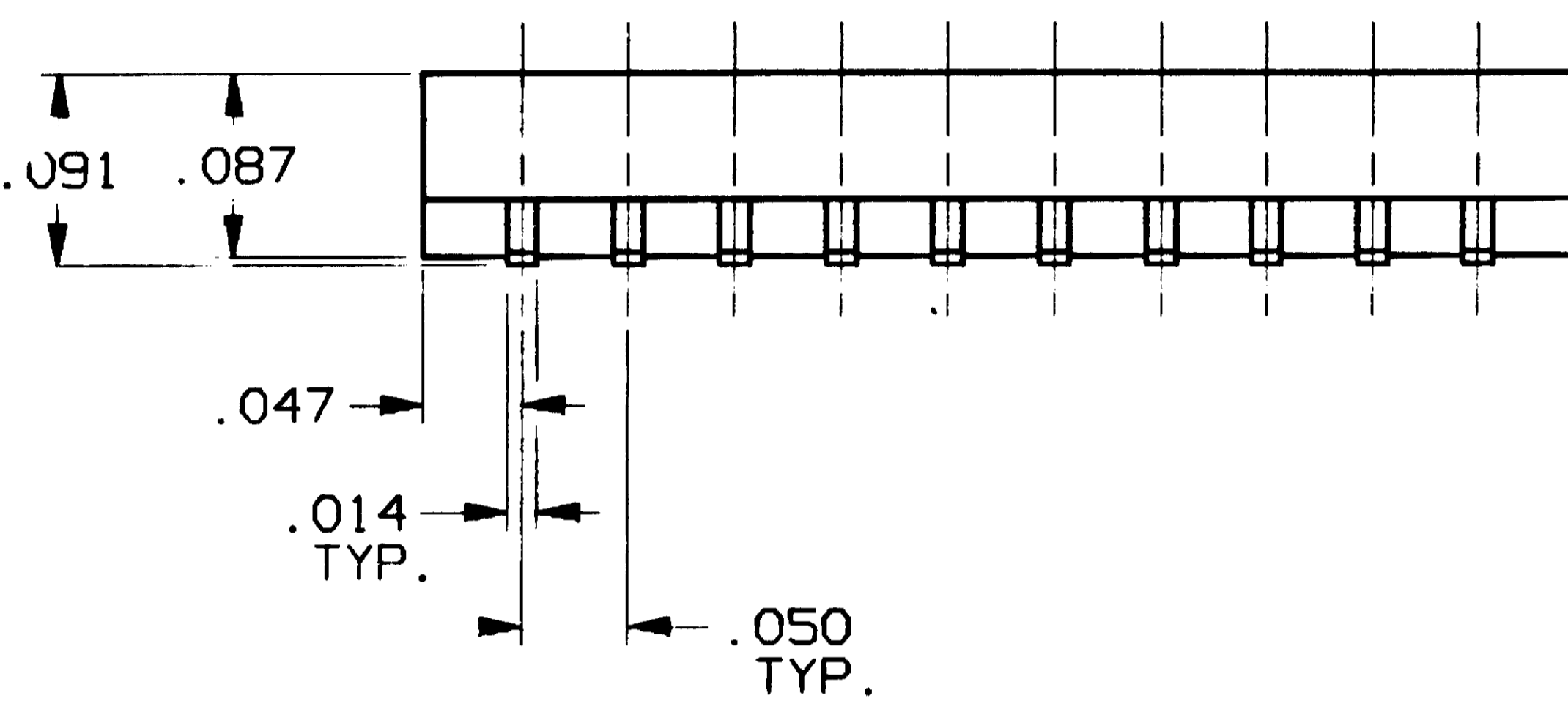
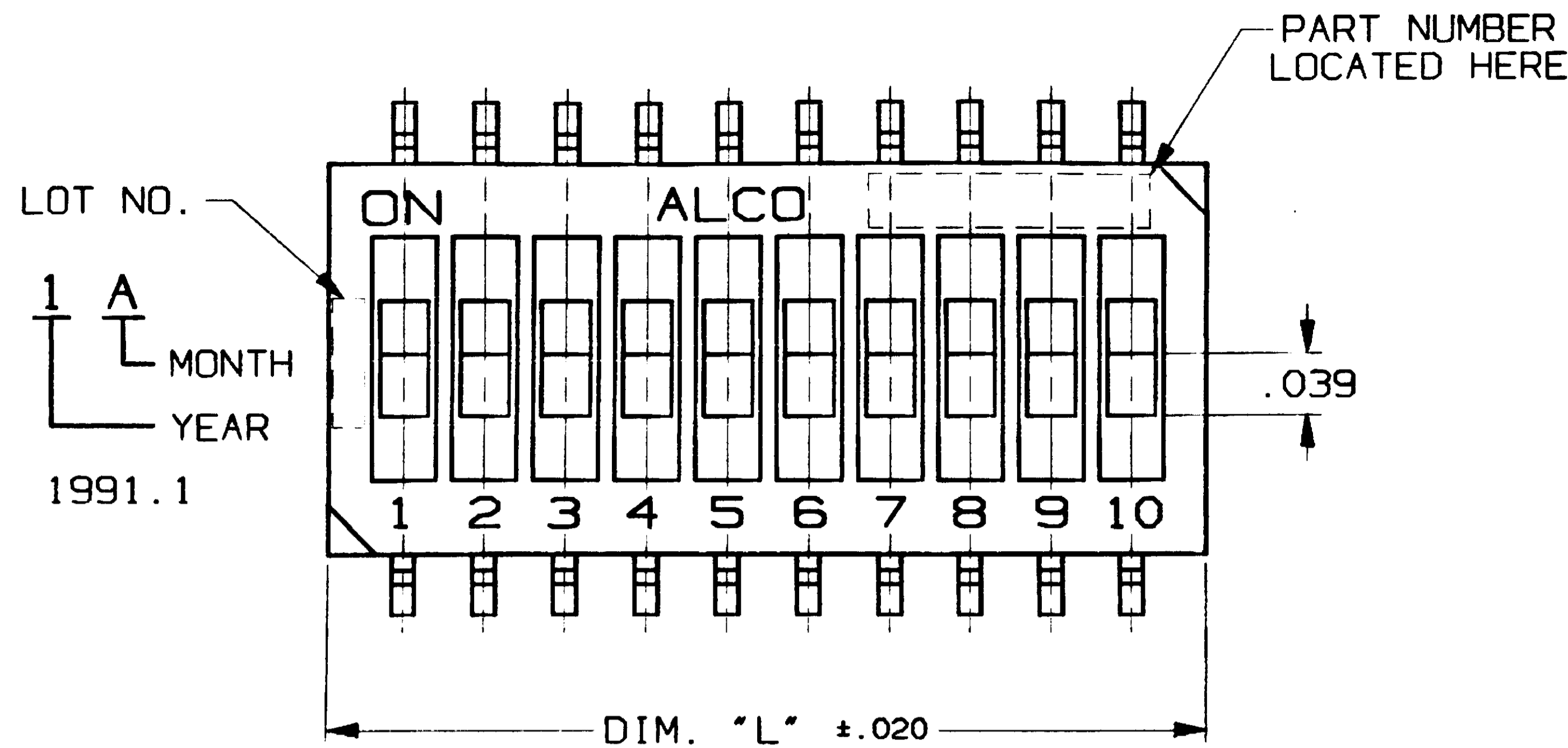
4

3

2

1

CONVERSION CHART	
INCH	MM
.002	0.05
.004	0.10
.006	0.15
.008	0.20
.010	0.25
.012	0.30
.014	0.35
.020	0.50
.022	0.57
.030	0.76
.031	0.80
.039	1.00
.042	1.06
.047	1.20
.050	1.27
.087	2.20
.091	2.30
.144	3.67
.150	3.81
.244	6.20
.250	6.35
.299	7.60
.320	8.12
.344	8.75
.350	8.89
.444	11.29
.450	11.43
.544	13.83



P.C.B. PAD LAYOUT

PCB LAYOUT TOLERANCES ±.002 ON ALL DIMENSIONS

4 SPECIFICATIONS:

MATERIALS:
 BASE: PPS
 COVER: PPS
 ACTUATOR: HIGH TEMPERATURE POLYESTER.
 MOVING CONTACTS: COPPER ALLOY, GOLD OVER NICKEL PLATED.
 FIXED CONTACTS: COPPER ALLOY, GOLD OVER NICKEL PLATED.
 TERMINALS: COPPER ALLOY, TIN-LEAD OVER NICKEL PLATED.

ELECTRICAL:
 CONTACT RATING: NON-SWITCHING 100mA @ 50 VDC
 SWITCHING: 25mA @ 24 VDC.
 INITIAL CONTACT RESISTANCE: 100mΩ MAX. @ 2 VDC, 10 mA.
 INSULATION RESISTANCE: 100 MEGOHMS MIN. @ 100 VDC.
 DIELECTRIC STRENGTH: 300 VAC. 1 MINUTE.
 LIFE: 1,000 CYCLES.

MECHANICAL:
 OPERATING FORCE: 600G MAX.

ENVIRONMENTAL:
 OPERATING TEMPERATURE: -22°F TO +185°F (-30°C TO +85°C).
 STORAGE TEMPERATURE: -49°F TO +212°F (-45°C TO +100°C).

4 NOTES:

1. INTERPRET DRAWING PER ASME Y14.5M-1994.
2. SUPPLIED WITH TAPE SEAL STANDARD.
3. FOR TAPE AND REEL PACKAGING- PART NO. GDHXXSTR SEE MODEL NUMBER CHART BELOW.
4. FOR TUBE PACKAGING REFER TO DRAWING NO. 100742.
5. FOR NO SEAL OPTION = NS.

NO SEAL OPTION	MODEL	POLE	DIM.L	DIM.M
	GDH02SNS	2	.144	.050
	GDH04SNS	4	.244	.150
	GDH06SNS	6	.344	.250
	GDH08SNS	8	.444	.350
	GDH10SNS	10	.544	.450

NO SEAL OPTION	MODEL No.	CARRIER TAPE P/N	TAPE COVER P/N	REEL P/N
	GDH02STRNS	100648-1P1	100517-1P3	100552-1P3
	GDH04STRNS	100648-1P2	100517-1P3	100552-1P3
	GDH06STRNS	100648-1P3	100517-1P3	100552-1P3
	GDH08STRNS	100648-1P4	100517-1P4	100552-1P4
	GDH10STRNS	100648-1P5	100517-1P4	100552-1P4

REV	0	1	2	3	4	5	6
REVISIONS	INITIAL RELEASE ESR#4460 BR 7-29-91 APP'D: JS 9-10-91	REVISED ECO#1217-93 CMM 1-18-94 APP'D: J.SYLVIA 1-19-93	REVISED ECO#423-94 SEK 6-28-94 APP'D: MLL 6-29-94	REVISED ECO#651-94 C.THEODORE 8-24-94 APP'D: D.SARKISIAN 8-24	REVISED ECO#392-95 SEK 5-23-95 APP'D: D.SARKISIAN 6-6	REVISED ECO# 300-96 L.S. 5-13-96 APP'D: W.MONTAGUE 5-14-96	REVISED ECO# 40-97 CAT 2-26-97 APP'D: S.C. 5/1/97

4 OUTLINE DRAWING
 SPECIFICATIONS ARE SUBJECT TO CHANGES WITHOUT NOTICE

THIRD ANGLE PROJECTION

UNLESS OTHERWISE SPECIFIED DIMENSIONS ARE IN INCHES DO NOT SCALE PRINT

FILE NAME: 80968OUT DIRECTORY: DIPSWTCH

MATERIAL: SEE SPECIFICATIONS

FINISH: SEE SPECIFICATIONS

ORIGINAL DATE OF DRAWING: 7-29-91

DRAWN: B.RUHMSHOTTEL DATE: 7-29-91

CHECKED: C.MORAN DATE: 8-28-91

APPROVED: J.SYLVIA DATE: 9-10-91

CODE IDENT. NO. 91506 DWG. SIZE C

ORIGINAL DATE OF DRAWING: 7-29-91

DRAWN: B.RUHMSHOTTEL DATE: 7-29-91

CHECKED: C.MORAN DATE: 8-28-91

APPROVED: J.SYLVIA DATE: 9-10-91

CODE IDENT. NO. 91506 DWG. SIZE C

THIS IS A C.A.D. GENERATED DRAWING. DO NOT MAKE MANUAL REVISIONS TO MASTER.

AUGAT INC. 452 JOHN DIETSCH BLVD. ATTLEBORO FALLS, MASS. 02763

TITLE: **OUTLINE DRAWING**
DIP SWITCH
GDH SERIES

DWG. NO. 80968 REV. 6

PRODUCT CODE: D26

SCALE: SHEET 1 OF 1

单击下面可查看定价，库存，交付和生命周期等信息

[>>TE Connectivity\(泰科\)](#)