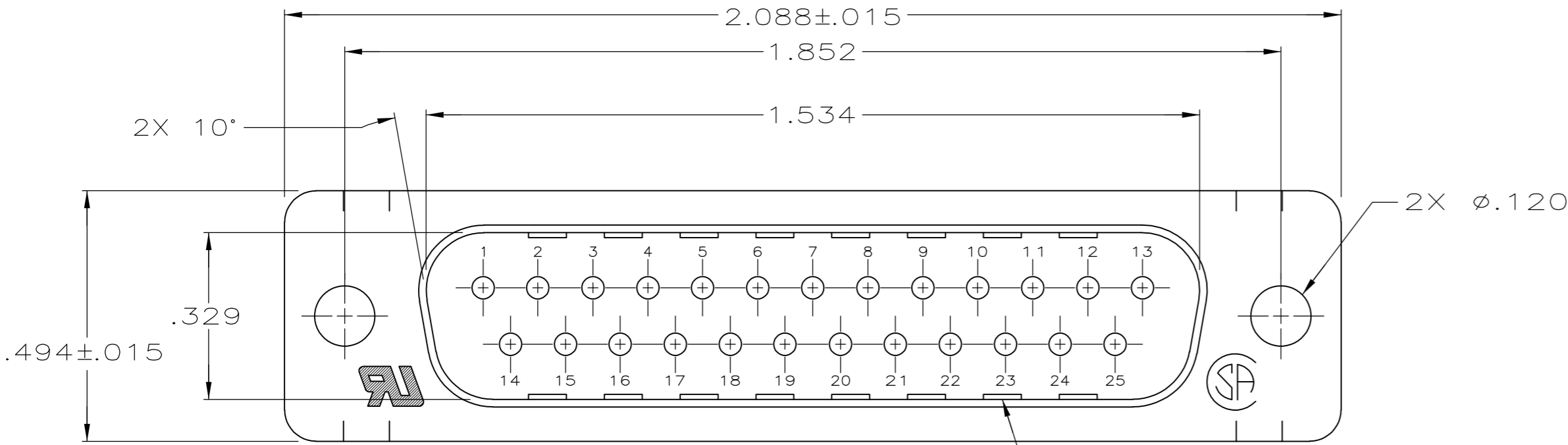
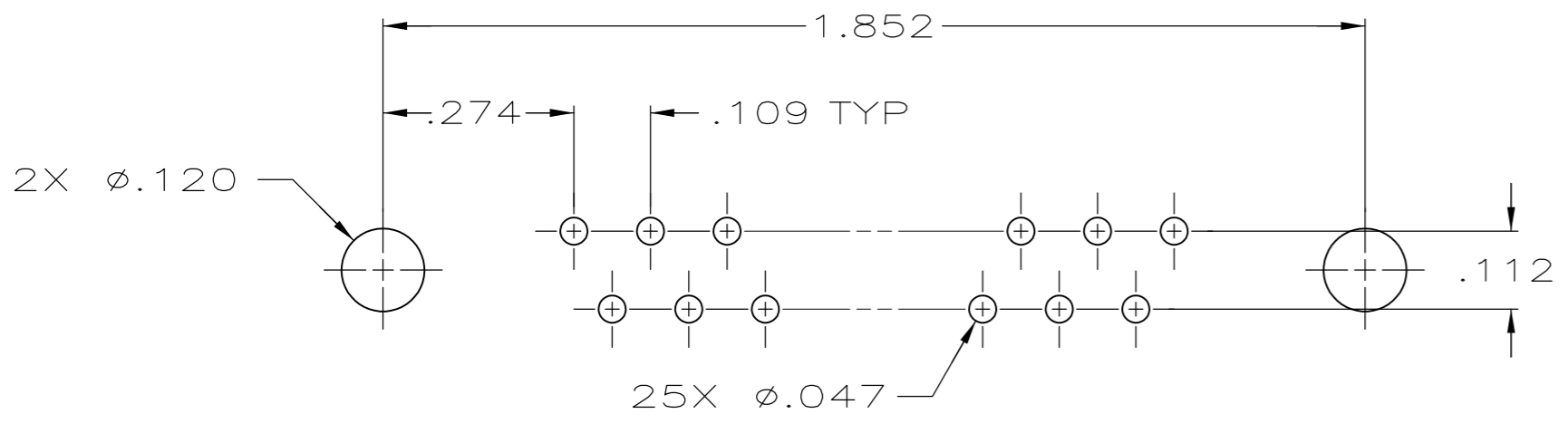
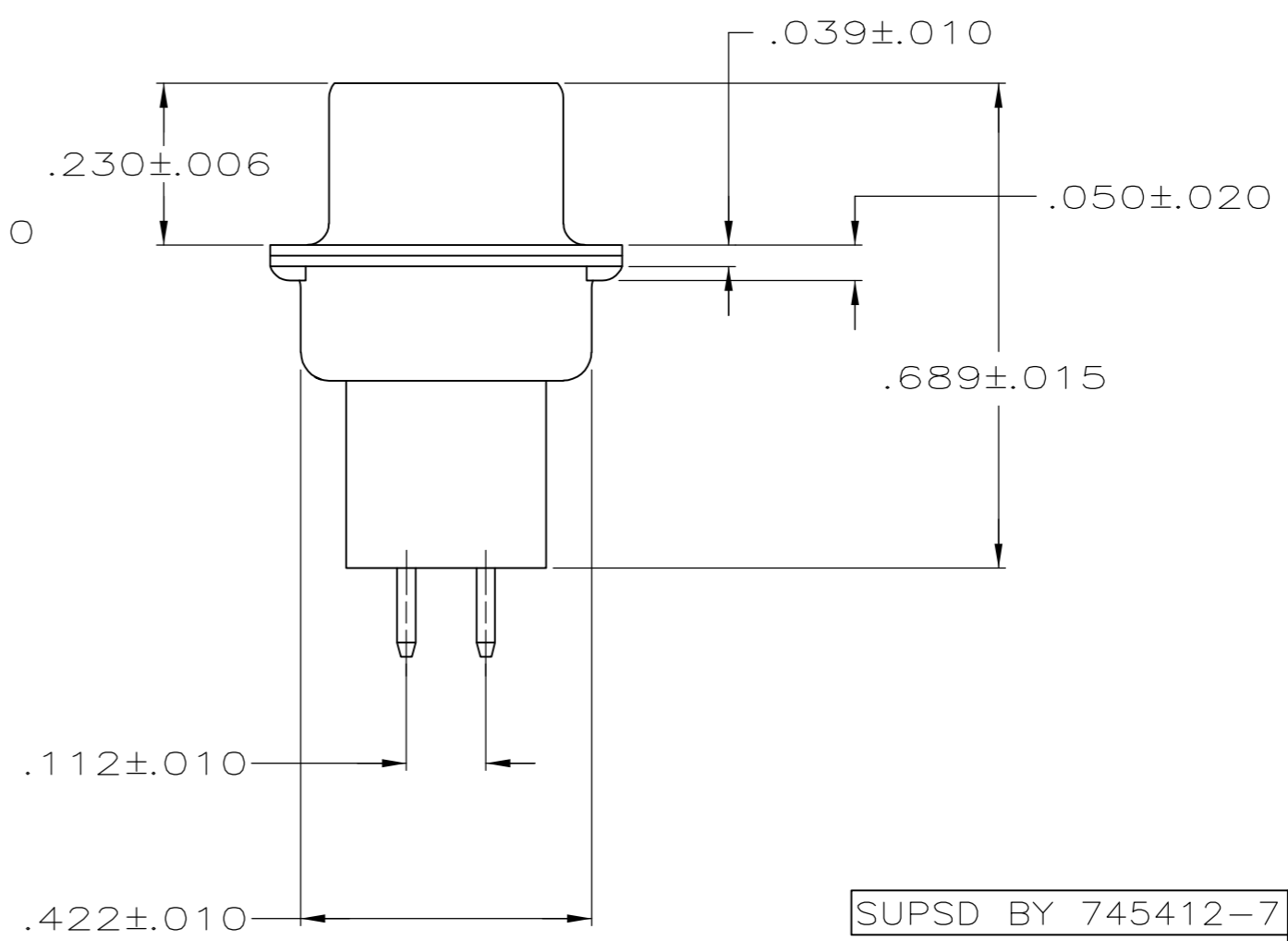
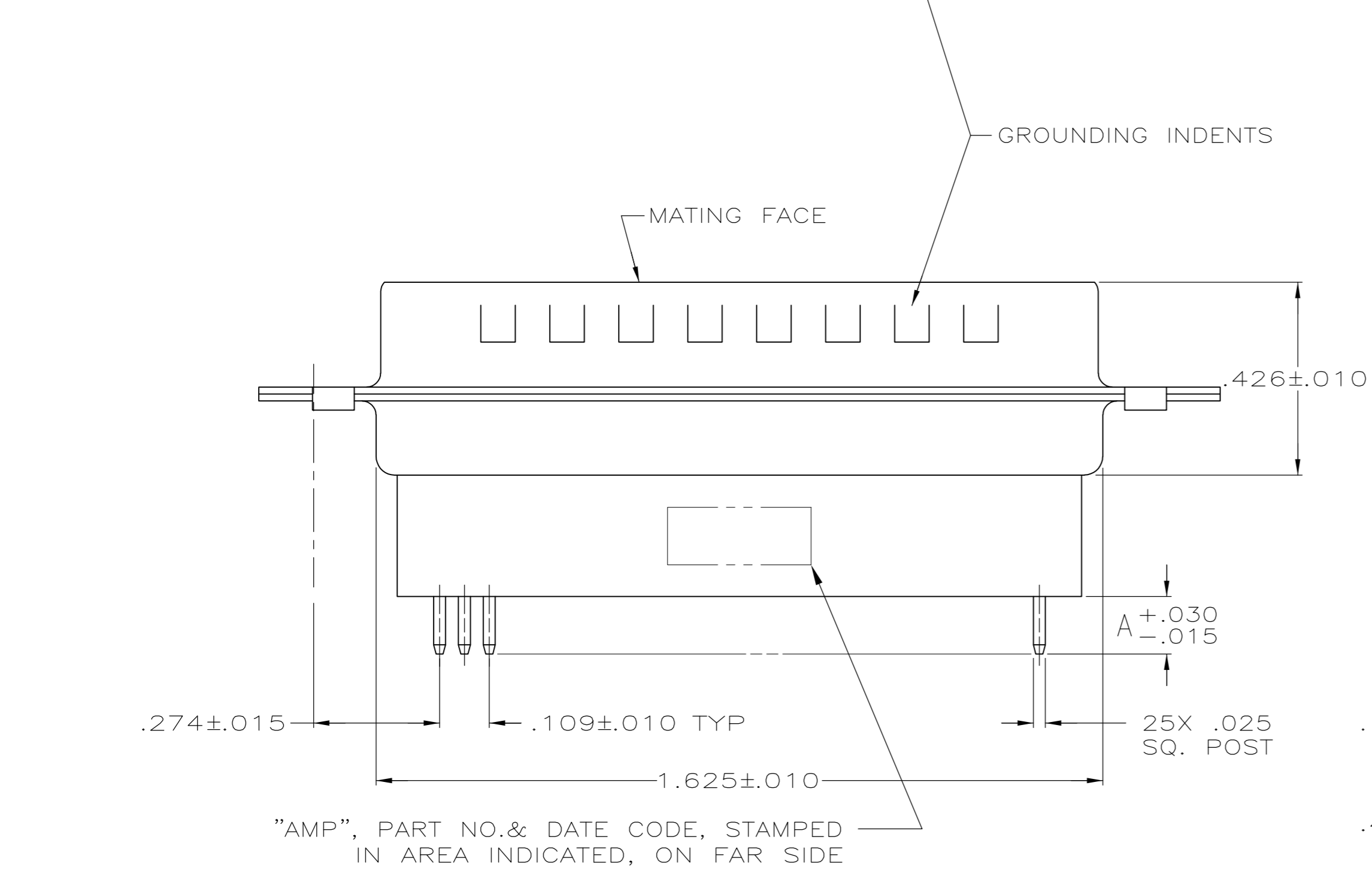


THIS DRAWING IS UNPUBLISHED. RELEASED FOR PUBLICATION  
 © COPYRIGHT BY TYCO ELECTRONICS CORPORATION. ALL RIGHTS RESERVED.

LOC		DIST		REVISIONS			
P	LTR	DESCRIPTION	DATE	DWN	APVD		
GP	00						
	K	REVISED PER ECO-10-000073	19FEB2010	CJV	SB		



- 1. NOTE DELETED.
- 2. MOLDED PARTS: FLAME RETARDANT 94V-0 RATED THERMOPLASTIC; COLOR, BLACK  
CONTACT: BRASS  
SHELLS: STEEL
- 3. GOLD FLASH FOR A LENGTH OF .150 MIN FROM MATING END .000100 MIN TIN-LEAD ON OPPOSITE END, ALL OVER 1.27 MIN NICKEL.
- 4. GOLD PLATED FOR A LENGTH OF .150 FROM MATING END, .000030 MIN GOLD IN MATED AREA, .000100 MIN TIN-LEAD ON OPPOSITE END, ALL OVER .000050 MIN NICKEL.  
-OR-  
GOLD FLASH OVER PALLADIUM-NICKEL PLATED FOR LENGTH OF .150 MIN FROM MATING END, .000030 MIN TOTAL IN MATED AREA, .000100 MIN TIN-LEAD ON OPPOSITE END, ALL OVER .000050 MIN NICKEL.
- 5. .000200 MIN TIN OVER .000100 MIN COPPER.



SUPSD BY	CONTACT FINISH	DIMENSION A	PART NUMBER
SUPSD BY 745412-7	3	.188	745412-8
	4	.188	745412-7
OBSOLETE	3	.651	745412-6
SUPSD BY 745412-1	4	.651	745412-5
SUPSD BY 205737-4	3	.427	745412-4
SUPSD BY 205737-3	4	.427	745412-3
SUPSD BY 745412-1	3	.125	745412-2
	4	.125	745412-1

THIS DRAWING IS A CONTROLLED DOCUMENT.		DWN J.GERACE 10-25-83	Tyco Electronics Corporation Harrisburg, PA 17105-3608
DIMENSIONS: INCHES		CHK J.GERACE 10-25-83	
TOLERANCES UNLESS OTHERWISE SPECIFIED:		APVD B. TAYLOR 1-04-84	NAME
0 PLC ± -		PRODUCT SPEC	PLUG ASSEMBLY, SIZE 3, 25 POSN, VERTICAL, .025 SQ. POSTS, W/ GROUNDING INDENTS, AMPLIMITE™HDP
1 PLC ± -		APPLICATION SPEC	SIZE CAGE CODE DRAWING NO RESTRICTED TO
2 PLC ± -		108-40025	A2 00779 C=745412
3 PLC ± .005		114-40013	SCALE SHEET 1 OF 1 REV K
4 PLC ± -		WEIGHT -	
ANGLES ± -		CUSTOMER DRAWING	
FINISH			
SHELLS: 5			
CONTACTS: SEE TABLE			

单击下面可查看定价，库存，交付和生命周期等信息

[>>TE Connectivity\(泰科\)](#)