
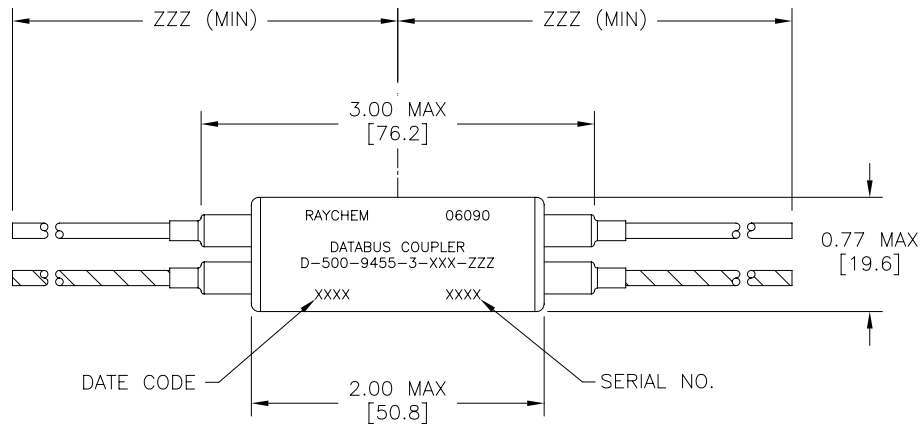


If this document is printed it becomes uncontrolled. Check for the latest revision

REVISION		
REV	DESCRIPTION	DATE
A	REVISED DWG PER DCR NO. C050808	1/10/06



PART NO. D-500-9455-3-XXX-ZZZ

3 = 3 STUB

LENGTH OF CABLE (INCHES)

CABLE

- S16 = OPTIMIZED SINGLE SHIELD
- S36 = OPTIMIZED DOUBLE SHIELD
- S86 = EMP HARDENED

COMONENT NUMBER	BUS CABLE	STUB CABLE
D-500-9455-3-S16-ZZZ	7724S1664-9	7724S1664-96
D-500-9455-3-S36-ZZZ	7724S3664-9	7724S3664-96
D-500-9455-3-S86-ZZZ	7724S8664-9	7724S8664-96

© 2006 Tyco Electronics Corporation. All Rights Reserved.

SPECIFICATION CONTROL DRAWING

UNLESS OTHERWISE SPECIFIED DIMENSIONS ARE INCHES. METRIC DIMENSIONS ARE IN BRACKETS.

DECIMAL TOLERANCES  
 .XXX ± 0.005 [ 0.13 mm]  
 .XX ± 0.010 [ 0.25 mm]  
 .X ± 0.020 [ 0.50 mm]

ANGLE TOLERANCE  
 .X ± 0.5 DEG.

WEIGHT WITHOUT CABLES, (MAX)  
 LBS. 0.0485 [ 22.0 gm]

DRAWN T RATZLAFF DATE 02JUL2001

**tyco** Tyco Electronics  
**Electronics** 300 CONSTITUTION DRIVE  
 MENLO PARK, CALIFORNIA 94025 USA **Raychem**

MATERIAL

FINISH

TITLE DATABUS MICROCOUPLER  
 THREE STUB, STD CONFIGURATION  
 LOW OUTGASSING

CAD FILE C050808A

THIRD ANGLE PROJECTION

SIZE A CODE IDENT. NO. 06090 DWG. NO. D-500-9455-3-XXX-ZZZ

DO NOT SCALE THIS DRAWING SHEET 1 OF 2

1. MATERIAL AND FINISHES:

1.1 INTERNAL COMPONENTS:

- 1.1.1 TRANSFORMER TO MIL-PRF-21038 AND MIL-STD-1553B
- 1.1.2 INTERNAL AND EXTERNAL COMPONENTS ATTACHED USING SN96 SOLDER
- 1.1.3 ISOLATION RESISTORS TO MIL-PRF-39007/8, 57.6 OHMS
- 1.2 SHIELDED CASE: ALUMINUM PER ASTM-B618.
- 1.2.1 CASE FINISH: 65/35 Sn/Ni ALLOY, .0002/-.0003 THK.
- 1.3 CABLE TYPE PER RAYCHEM SPECIFICATION 1200 (SEE TABLE ON SHEET 1).
- 1.4 STRAIN RELIEF TUBING: RAYCHEM RT-220, LOW OUTGASSING.

2. APPLICATION:

- 2.1 THIS COUPLER IS DESIGNED TO BE INSTALLED INTO A DIGITAL MULTIPLEX HARNESS MEETING THE REQUIREMENTS OF MIL-STD-1553B AND NASA'S OUTGASSING SPECIFICATION SP-R-0022A.
- 2.1.1 THIS PRODUCT IS ASSEMBLED USING LOW OUTGASSING MATERIALS.
- 2.1.2 THIS PRODUCT IS NOT INTENDED FOR USE IN HIGH MOISTURE ENVIRONMENTS, NOR INTENDED FOR APPLICATIONS WHERE FLUID IMMERSION IS REQUIRED.
- 2.2 FOR CABLE SPLICING USE SPLICE KIT D-150-9708-5 (NOT SUPPLIED).
- 2.3 CABLE BEND RADIUS PER SAE-AS50881 STATIC BEND: 5 X CABLE O.D. MIN.  
DYNAMIC BEND: 10 X CABLE O.D. MIN.

3. TEMPERATURE:

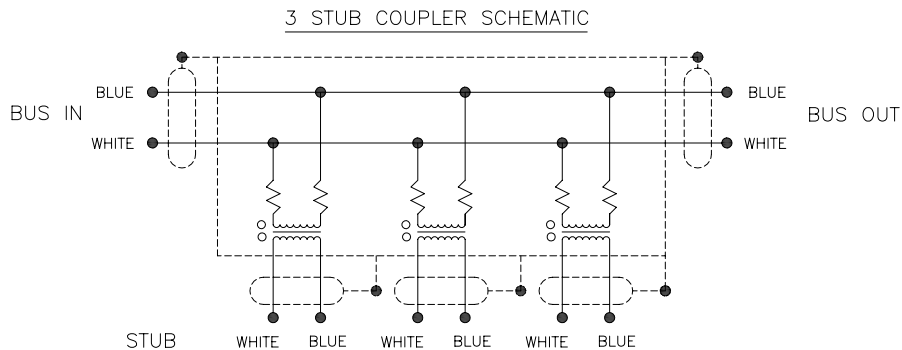
- 3.1 OPERATING TEMPERATURE: -65°C TO +150°C CONTINUOUS.

4. PERFORMANCE SPECIFICATIONS:

- 4.1 TRANSFORMER MEETS THE PERFORMANCE REQUIREMENTS OF MIL-STD-1553B.

5. WEIGHT:

- 5.1 MAXIMUM WEIGHT WITHOUT CABLE: 22 GRAMS MAX.



© 2006 Tyco Electronics Corporation. All Rights Reserved.

If this document is printed it becomes uncontrolled. Check for the latest revision

SPECIFICATION CONTROL DRAWING

DRAWN T RATZLAFF	DATE 02JUL2001	SIZE A	CODE IDENT. NO. 06090	DWG. NO. D-500-9455-3-XXX-ZZZ	REV A
CAD FILE C050808B	<b>tyco</b> <b>Electronics</b>		DO NOT SCALE THIS DRAWING		SHEET 2 OF 2

单击下面可查看定价，库存，交付和生命周期等信息

[>>TE Connectivity\(泰科\)](#)