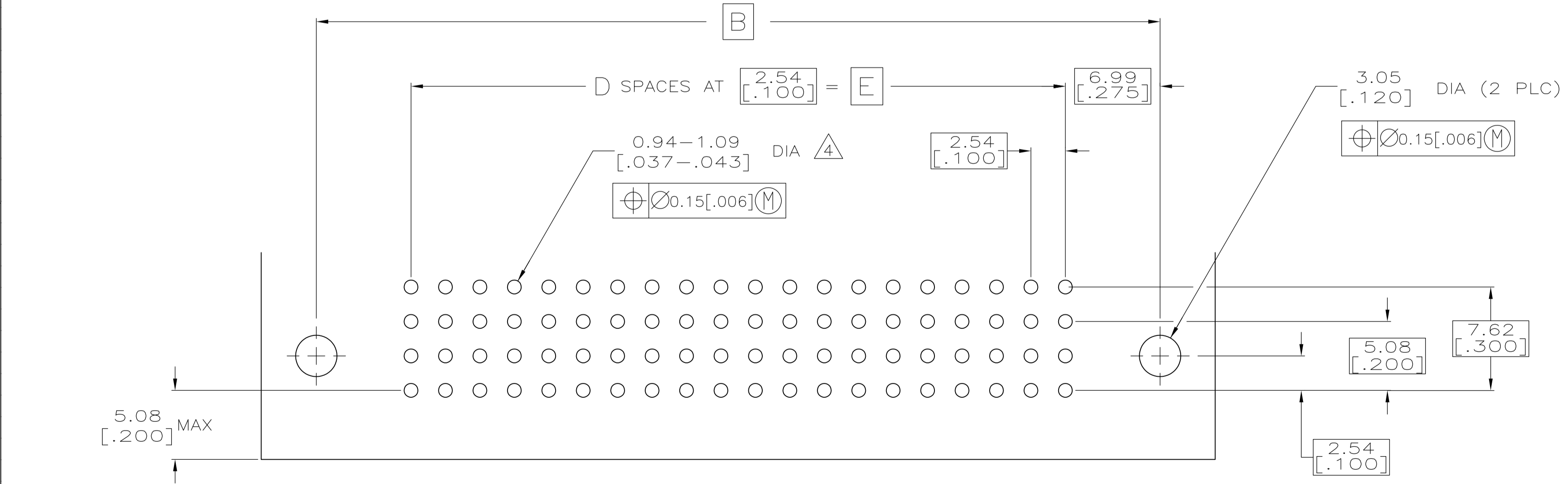
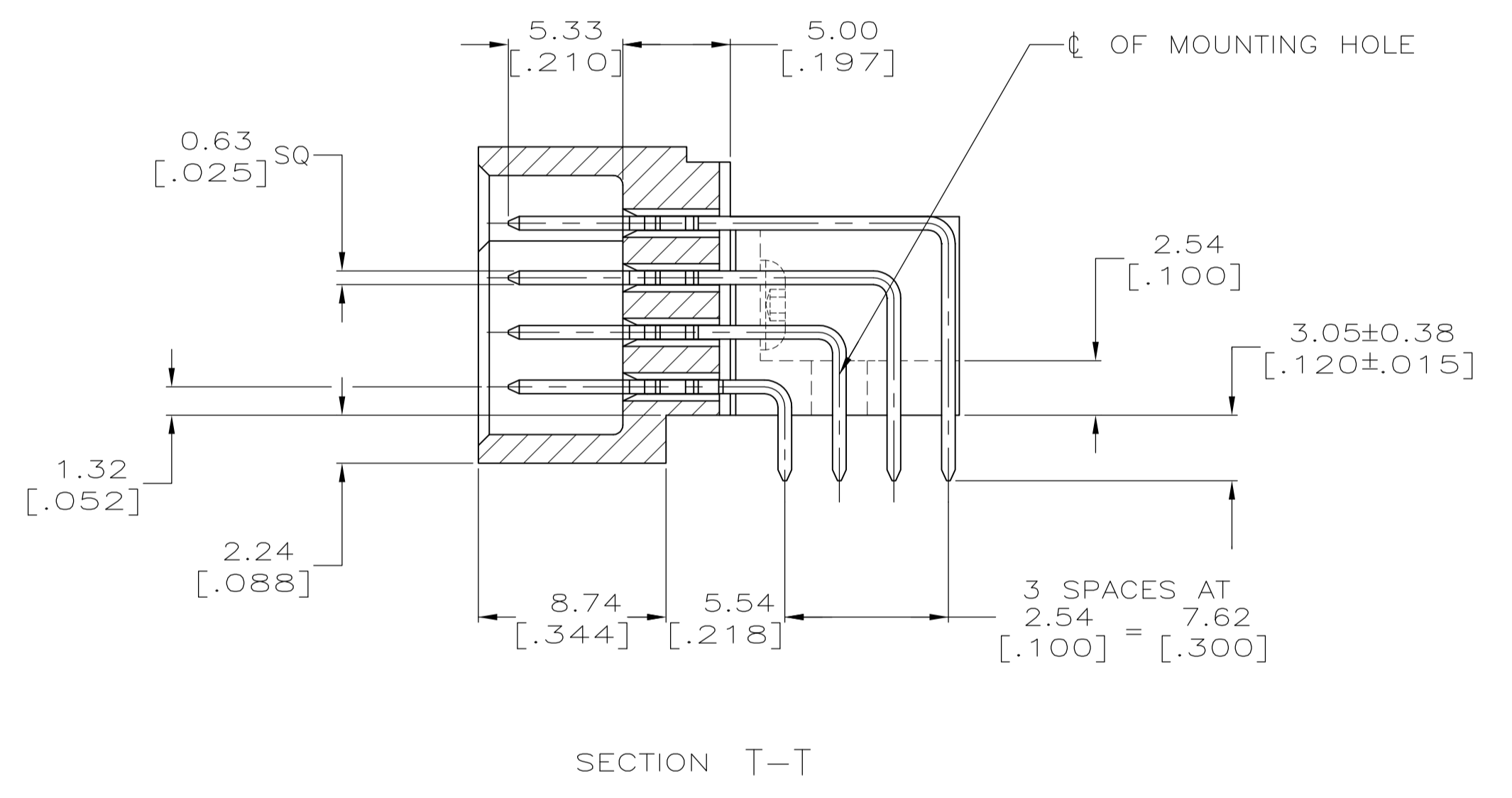
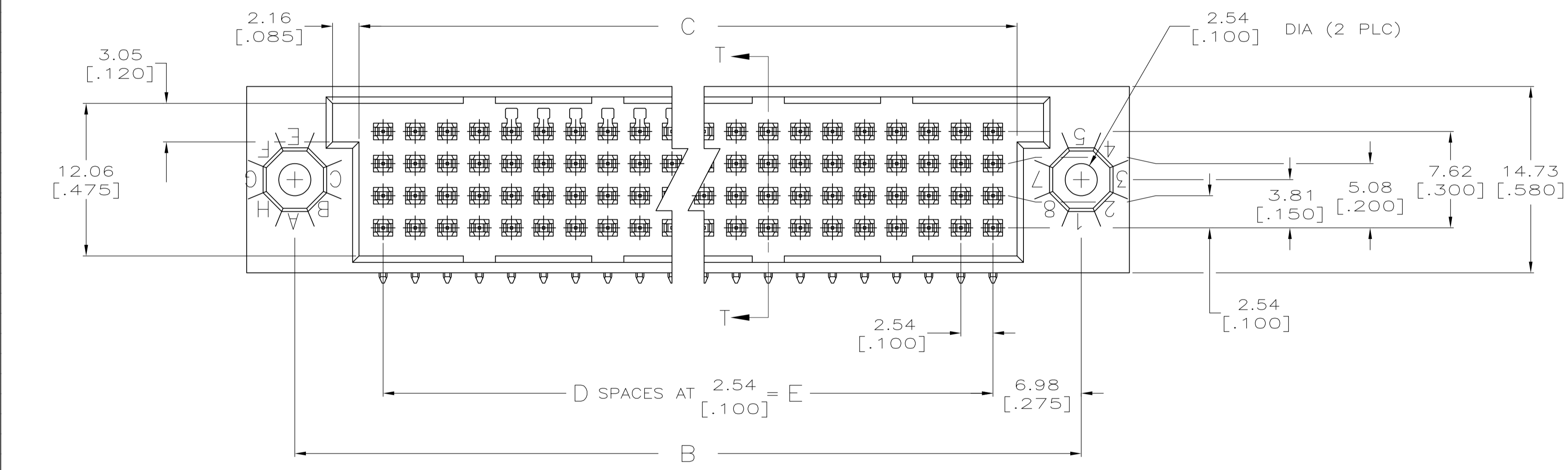
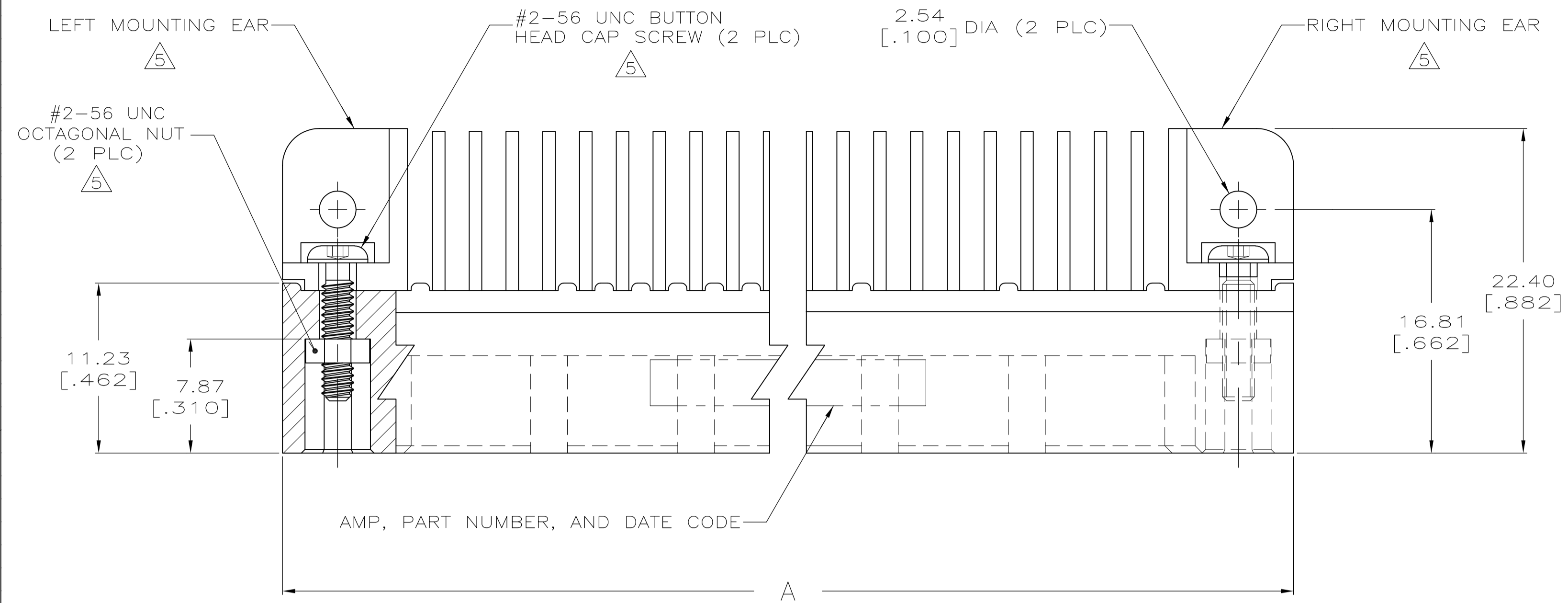


REVISIONS				
P	LTR	DESCRIPTION	DATE	APPD
A		REVISED PER ECO-15-015252	16NOV15	BJ FY



RECOMMENDED P.C. BOARD LAYOUT

THIS DRAWING IS A CONTROLLED DOCUMENT.		DIN J. POLIGNONE 03MAR05	TE Connectivity
DIMENSIONS: mm [INCHES]		CHK A. SHARPE 01/22/92	
TOLERANCES UNLESS OTHERWISE SPECIFIED:		APPD A. SHARPE 03MAR05	NAME ASSEMBLY, PIN, RIGHT ANGLE, HDI, LEAD-FREE, 4 ROW, WITHOUT GUIDES, 3.05[.120] SOLDER POSTS
0 PLC ± - 1 PLC ± - 2 PLC ± - 3 PLC ± 0.13 [.005] 4 PLC ± - ANGLES ± -		PRODUCT SPEC	APPLICATION SPEC
MATERIAL		FINISH	SIZE A1
CUSTOMER DRAWING		SCALE 4:1	SHEET 1 OF 2

REVISIONS					
P	LTR	DESCRIPTION	DATE	DMN	APVD
-		SEE SHEET 1	-	-	-

- ① HOUSING MATERIAL: THERMOPLASTIC.
- ② CONTACT MATERIAL: COPPER ALLOY.
- ③ FINISH:  
MATING AREA; MEETS THE PERFORMANCE REQUIREMENTS OF PRODUCT SPECIFICATION 108-9063; BASED ON TELCORDIA DR-1217-CORE APPLICATIONS IN UNCONTROLLED ENVIRONMENTS.  
TIN PLATED SOLDER TAILS.
- ④ RIGHT ANGLE PIN RECOMMENDED P.C. BOARD HOLE SIZES ARE 0.94-1.09 [.037-.043]; RECOMMENDED PAD DIA IS 1.52 [.060].
- ⑤ MOUNTING EARS AND HARDWARE PURCHASED SEPARATELY, KIT PART NUMBER 533050-1.
- ⑥ HOUSINGS WITH CENTER MOUNTING ARE RECOMMENDED FOR ASSEMBLIES WITH 75 CONTACTS PER ROW OR MORE.
- ⑦ OBSOLETE PARTS: OBSOLETE CIS STREAMLINING PER D.RENAUD/D.SINISI

E	D	C	B	A	POSN	PART NUMBER
187.96 [7.400]	74	191.77 [7.550]	201.93 [7.950]	209.55 [8.250]	300	<del>1-5533286-2</del>
149.86 [5.900]	59	153.67 [6.050]	163.83 [6.450]	171.45 [6.750]	240	5533286-9
111.76 [4.400]	44	115.57 [4.550]	125.73 [4.950]	133.35 [5.250]	180	5533286-6
99.06 [3.900]	39	102.87 [4.050]	113.03 [4.450]	120.65 [4.750]	160	5533286-5
78.74 [3.100]	31	82.55 [3.250]	92.71 [3.650]	100.33 [3.950]	128	5533286-3
73.66 [2.900]	29	77.47 [3.050]	87.63 [3.450]	95.25 [3.750]	120	5533286-2
60.96 [2.400]	24	64.77 [2.550]	74.93 [2.950]	82.55 [3.250]	100	5533286-1

THIS DRAWING IS A CONTROLLED DOCUMENT.		DIN J. POLIGNONE 03MAR05	TE Connectivity			
DIMENSIONS: mm [INCHES]		CIK A. SHARPE 03MAR05				
TOLERANCES UNLESS OTHERWISE SPECIFIED:		APVD A. SHARPE 03MAR05	NAME ASSEMBLY, PIN, RIGHT ANGLE, HDI, LEAD-FREE, 4 ROW, WITHOUT GUIDES, 3.05[.120] SOLDER POSTS			
0 PL ± - 1 PL ± - 2 PL ± - 3 PL ± 0.13 [.005] 4 PL ± - ANGLES ± -		APPLICATION SPEC	SIZE A1	CAGE CODE 00779	DRAWING NO. 5533286	RESTRICTED TO
MATERIAL		FINISH	WEIGHT	CUSTOMER DRAWING		SCALE 4:1 SHEET 2 OF 2 REV A

单击下面可查看定价，库存，交付和生命周期等信息

[>>TE Connectivity\(泰科\)](#)