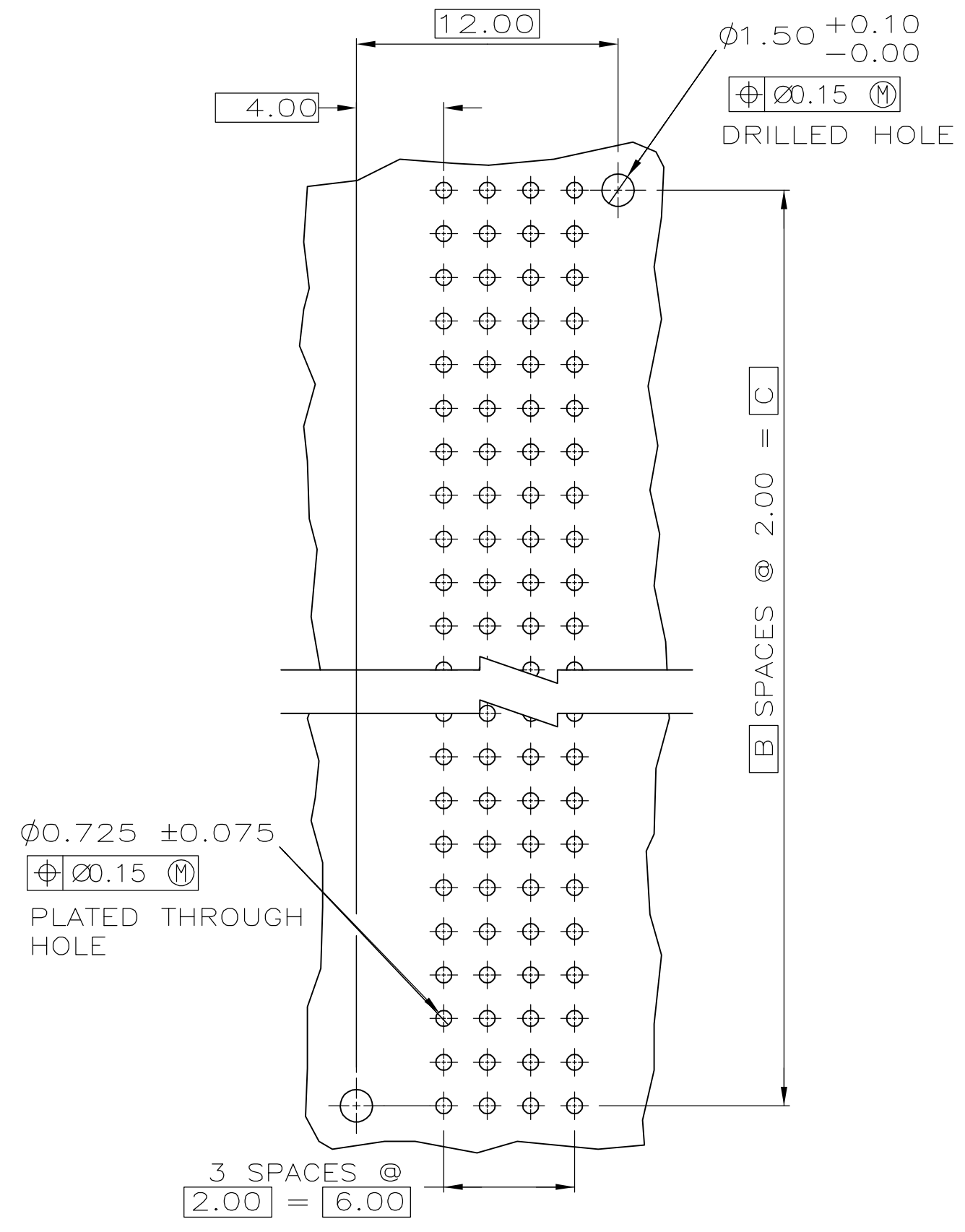
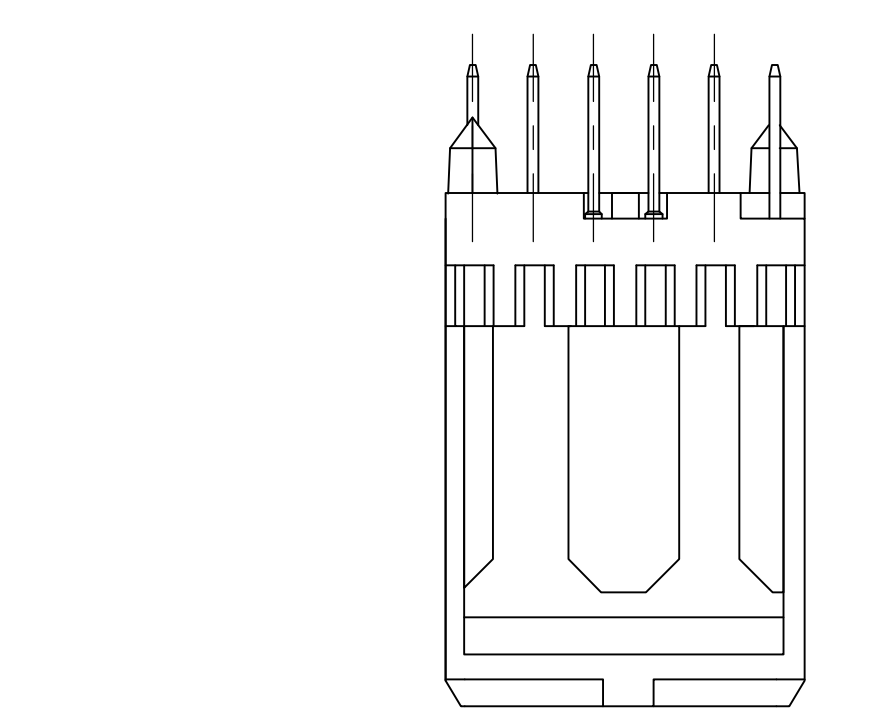
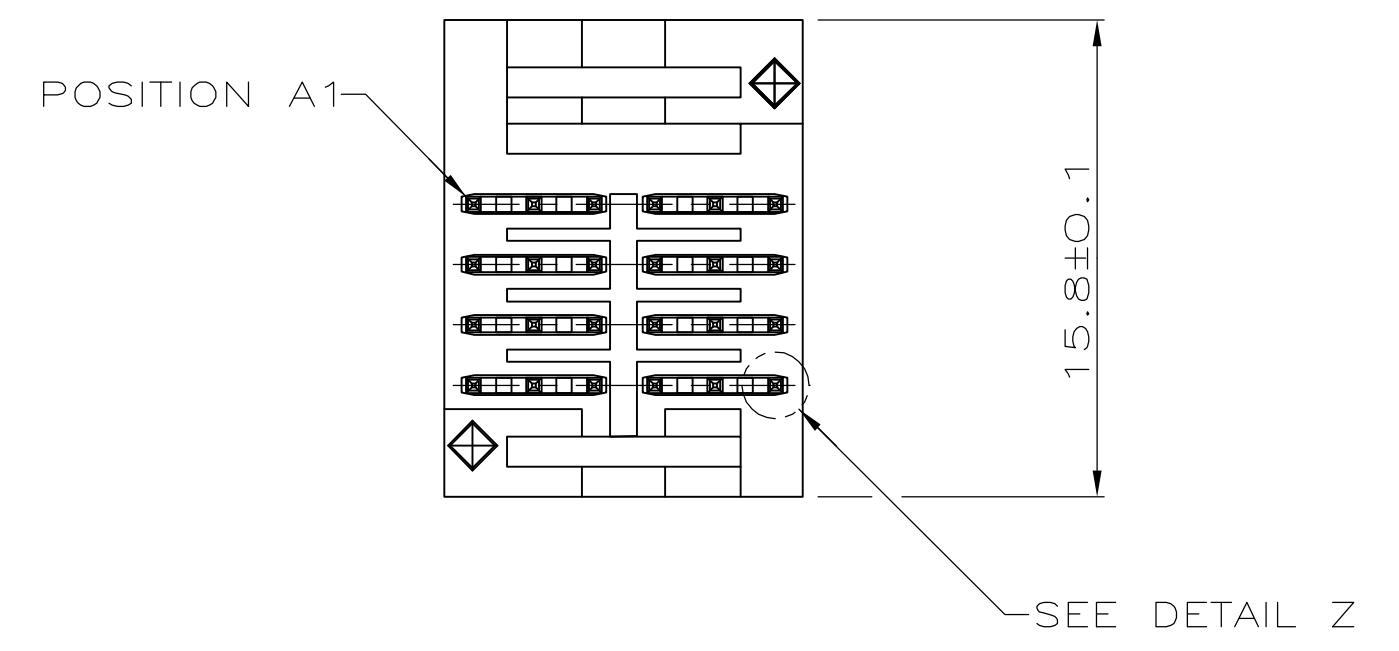
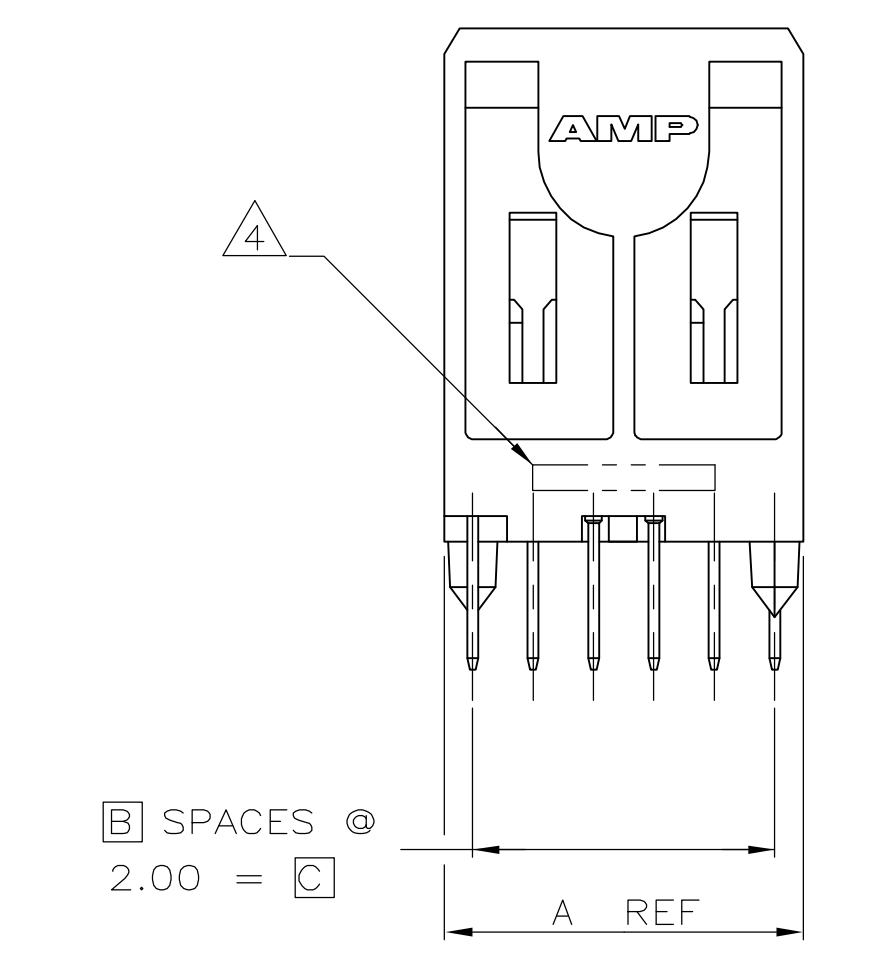
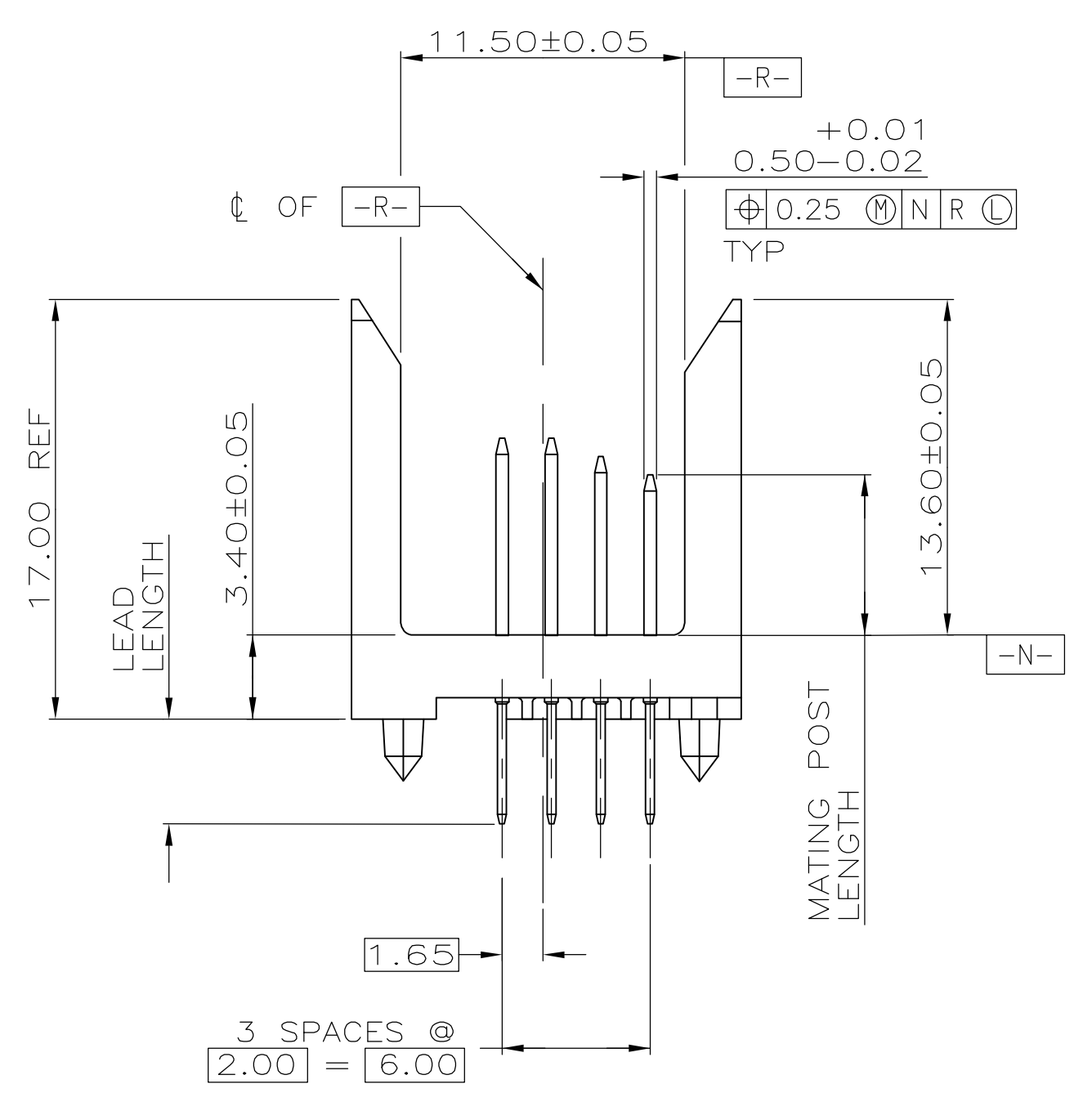
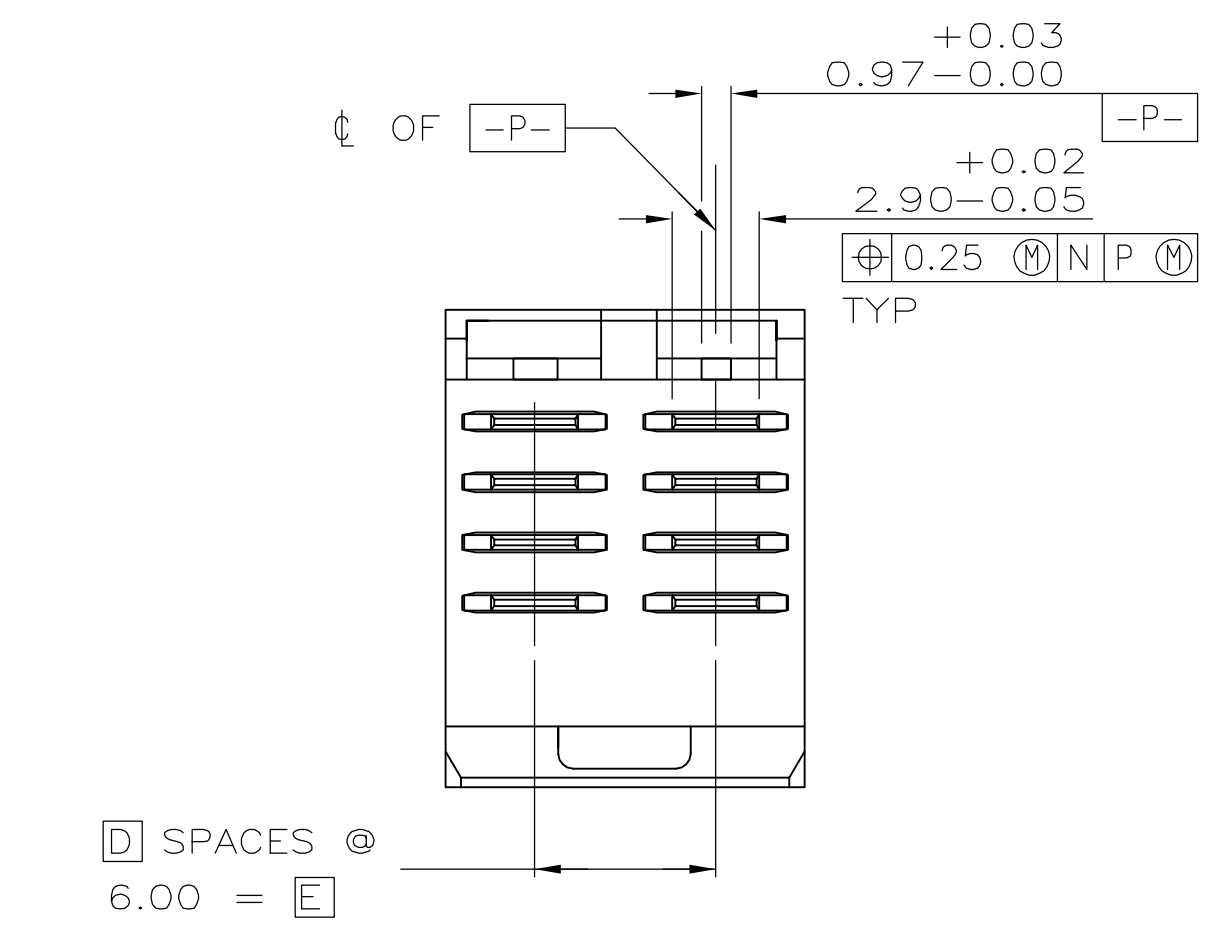
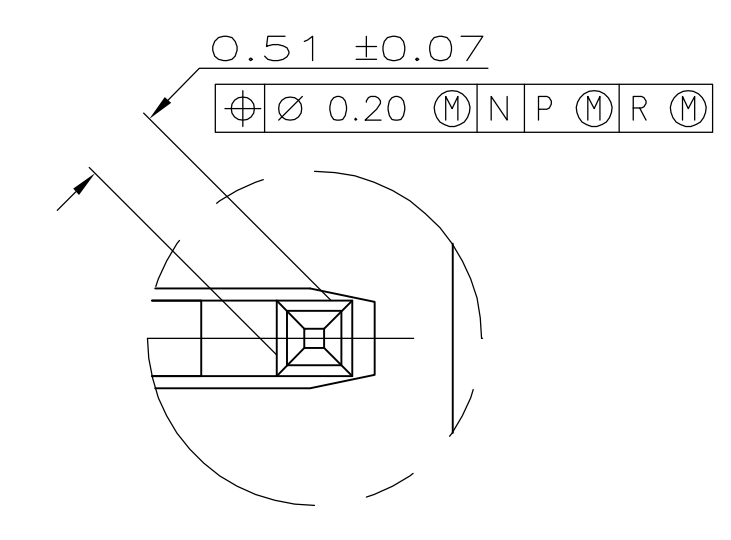


- 1 HOUSING MATERIAL: LIQUID CRYSTAL POLYMER
COLOR: NATURAL.
- 2 CONTACT MATERIAL: PHOSPHOR BRONZE PER UNS ALLOY NO. C51100, TEMPER: H04.
- 3 CONTACT FINISH:(E)
UNDERPLATE (ENTIRE CONTACT):
0.00127 MIN NICKEL PER SAE-AMS-QQ-N-290
ON MATING SURFACES:
FLASH GOLD PER ASTM B 488, OVER
0.00076 MIN PALLADIUM-NICKEL OVER UNDERPLATE, OR
0.00076 MIN GOLD PER ASTM B 488 OVER UNDERPLATE.
ON LEADS:
0.00381 MIN MATTE TIN PER ASTM B 545 OVER UNDERPLATE.
LUBRICATION (MIN MATING SURFACES):
SURFACE CONDITIONER AFTER PLATING.
- 4 PART MARKING LOCATED APPROXIMATELY AS SHOWN.



RECOMMENDED CIRCUIT PATTERN
 PER IPC-D300 TYPE II, CLASS C
 (COMPONENT SIDE)



DETAIL Z
 SCALE 20:1

| CODE LETTER | MATING POST LENGTH \pm 0.1 | LEAD LENGTH (REF) |
|-------------|------------------------------|-------------------|
| CC | 8 | 4.25 |
| CB | 7.25 | 4.25 |
| CA | 6.5 | 4.25 |

| | | | | | | |
|-----|---|----------|----|---|---|---|
| ROW | D | CA | CA | | | |
| | C | CB | CB | | | |
| | B | CC | CC | | | |
| | A | CC | CC | | | |
| | | 1 | 2 | 3 | 4 | 5 |
| | | POWER | | | | |
| | | POSITION | | | | |

| | | | | | | |
|-----|---|----------|----|---|---|---|
| ROW | D | CC | CC | | | |
| | C | CB | CB | | | |
| | B | CB | CB | | | |
| | A | CA | CA | | | |
| | | 1 | 2 | 3 | 4 | 5 |
| | | POWER | | | | |
| | | POSITION | | | | |

5536624-1

5536624-2

| | | | | | | | |
|---|---|----|---|-------|--------|------------------|-------------|
| 6 | 1 | 10 | 5 | 11.88 | 3 | 8 | 5536624-2 |
| 6 | 1 | 10 | 5 | 11.88 | 3 | 8 | 5536624-1 |
| E | D | C | B | A | FINISH | NO OF POWER POSN | PART NUMBER |

THIS DRAWING IS A CONTROLLED DOCUMENT. DWN: R. BUCHHEISTER 15/SEP/95
 CHK: J. SMALLEY 15/SEP/95
 APD: D. BAECHTLE 15/SEP/95

tyco Electronics
 Tyco Electronics Corporation
 Harrisburg, Pa 17105-3608

DIMENSIONS: mm [INCHES]
 TOLERANCES UNLESS OTHERWISE SPECIFIED:
 0. PLC ± -
 1. PLC ± -
 2. PLC ± 0.13[005]
 3. PLC ± -
 4. PLC ± -
 ANGLES ± -
 FINISH

PRODUCT SPEC: -
 APPLICATION SPEC: -
 WEIGHT: -

NAME: ASSEMBLY, PIN, POWER, VERTICAL, Z-PACK 2mm FB, 4 ROW, SOLDER LEADS, SEQUENCED BY ROW
 SIZE: A1
 CAGE CODE: 00779
 DRAWING NO: 5536624
 RESTRICTED TO: -

CUSTOMER DRAWING SCALE: 4:1 SHEET: 1 OF 1 REV: A

单击下面可查看定价，库存，交付和生命周期等信息

[>>TE Connectivity\(泰科\)](#)