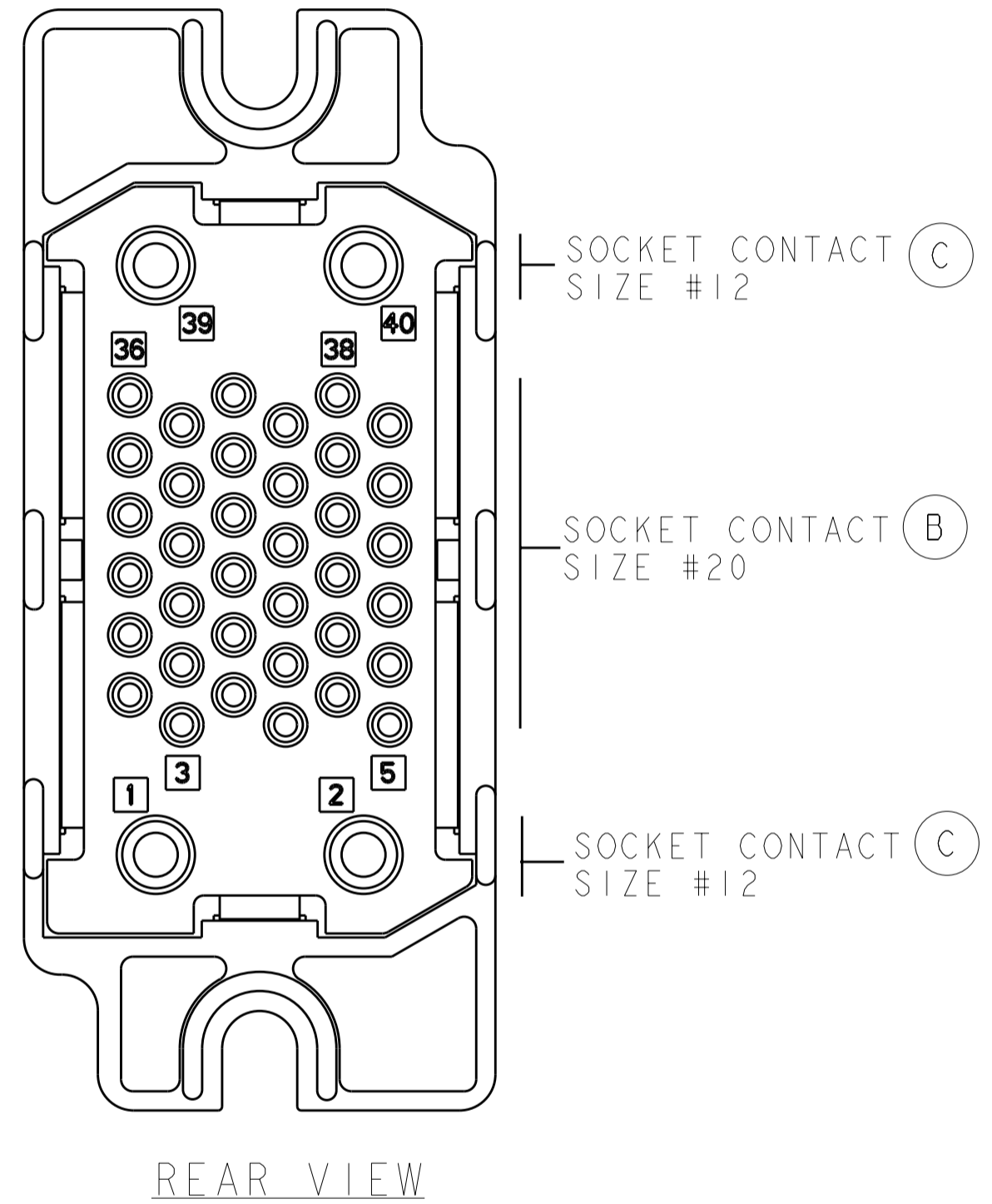
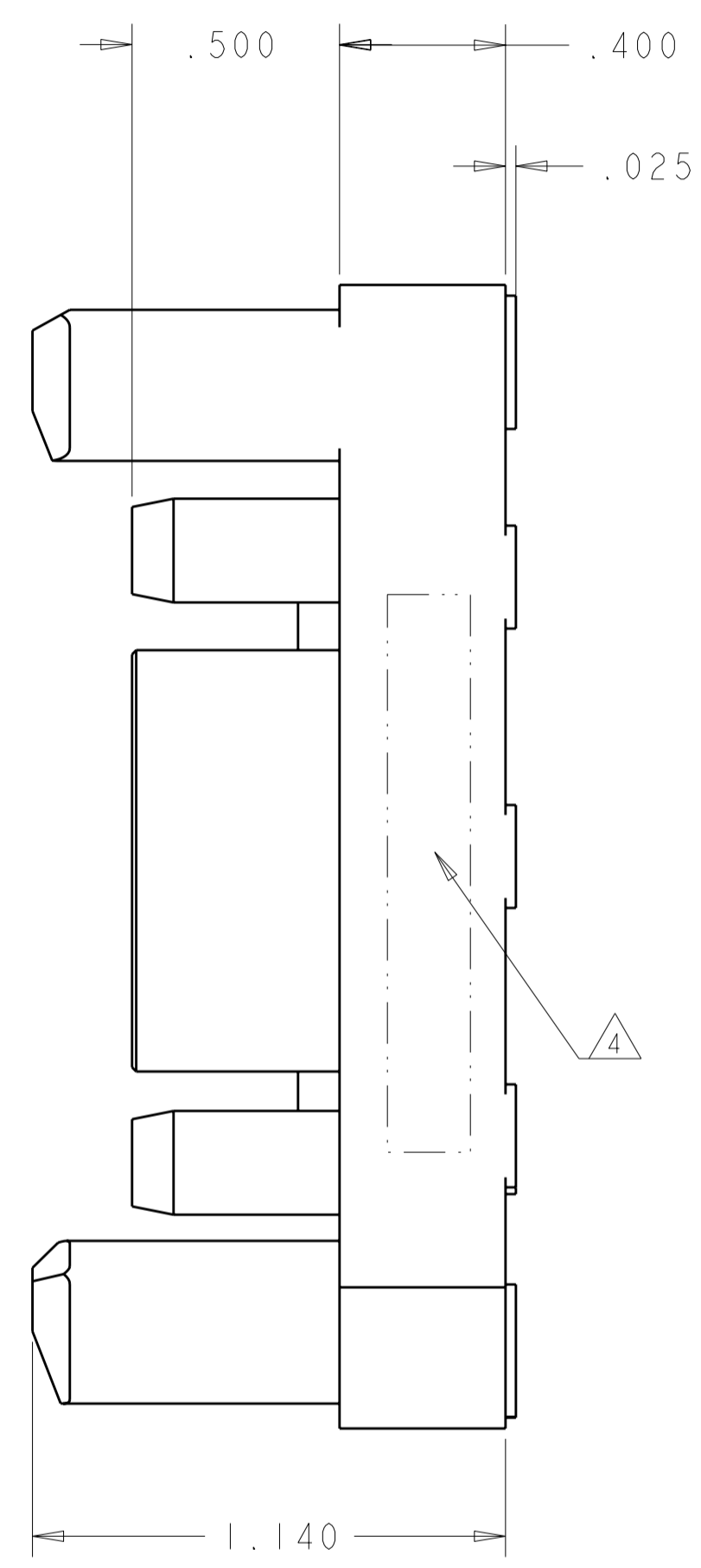
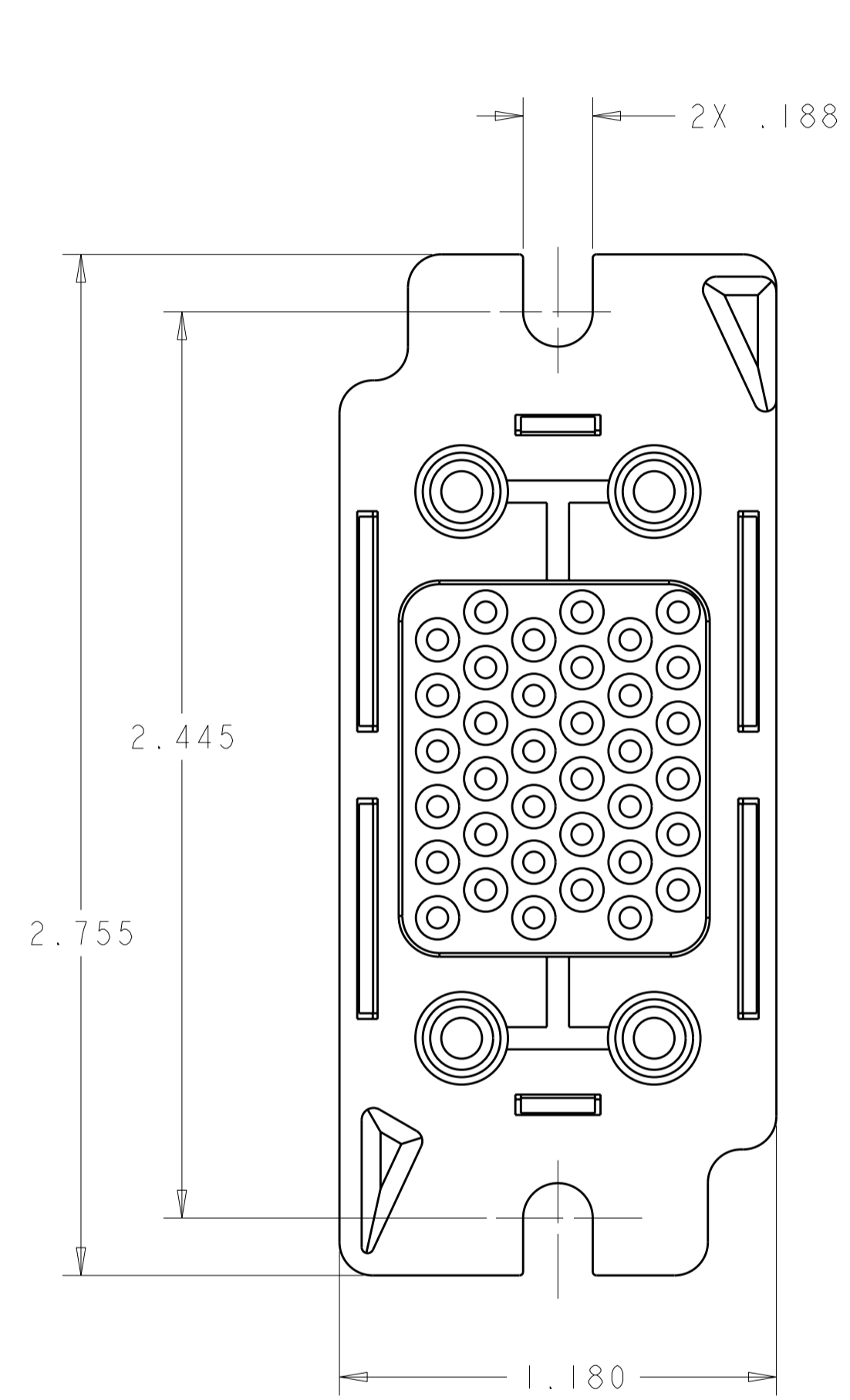


THIS DRAWING IS UNPUBLISHED. RELEASED FOR PUBLICATION 20
 © COPYRIGHT 20 BY TYCO ELECTRONICS CORPORATION. ALL RIGHTS RESERVED.

LOC		DIST		REVISIONS			
P	LTR	DESCRIPTION	DATE	DWN	APVD		
GP	00	A	RELEASED	09OCT2008	RG	DO	

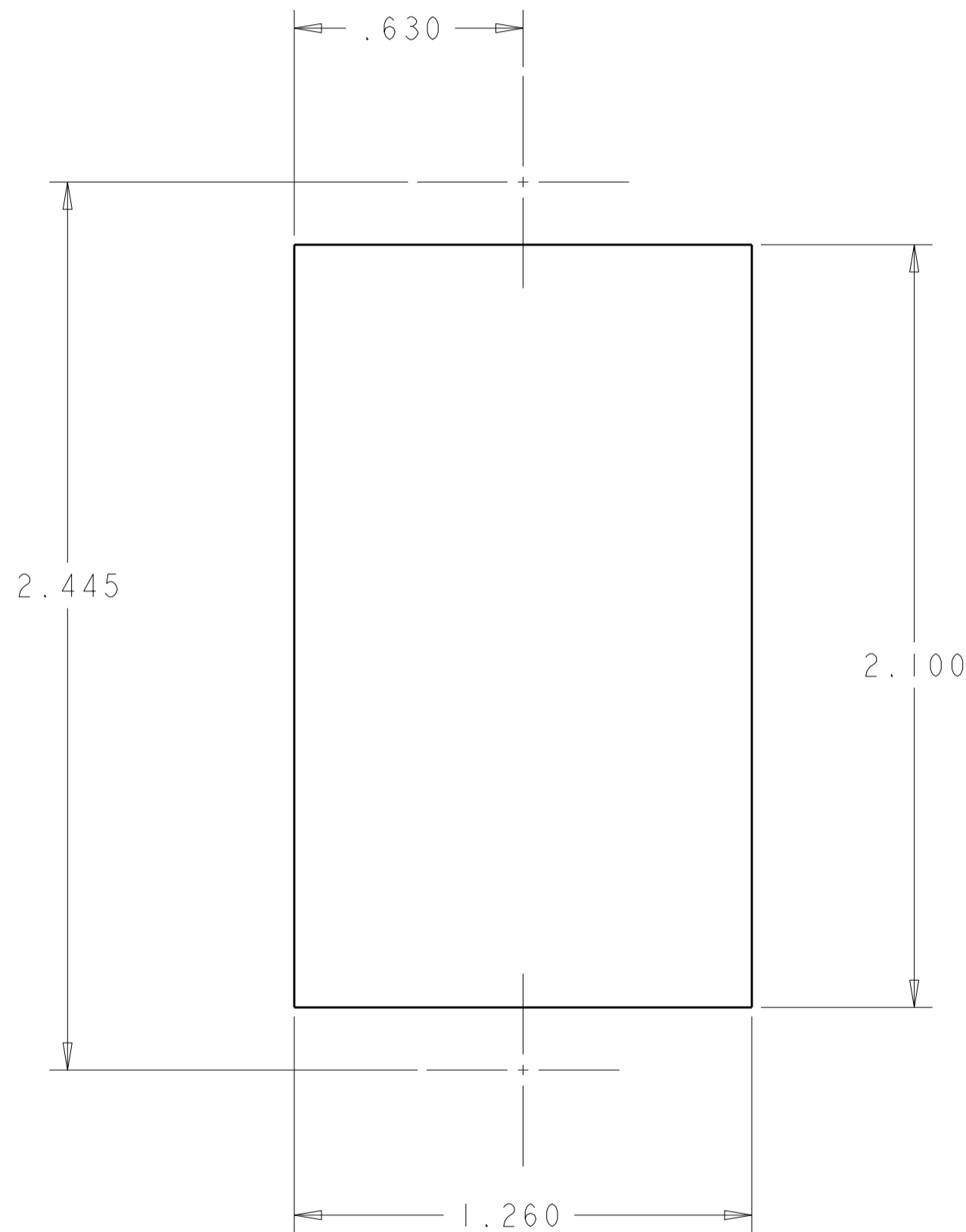


ELCON DRAWER

<small>THIS DRAWING IS A CONTROLLED DOCUMENT FOR TYCO ELECTRONICS CORPORATION. IT IS SUBJECT TO CHANGE AND THE CONTROLLING ENGINEERING ORGANIZATION SHOULD BE CONTACTED FOR THE LATEST REVISION.</small>		DWN R. GRZYBOWSKI 9SEPT08 CHK D. ORRIS 9SEPT08 APVD M. PERCHERKE 9SEPT08	Tyco Electronics Harrisburg, PA 17105-3608
DIMENSIONS: INCHES	TOLERANCES UNLESS OTHERWISE SPECIFIED: 0 PLC ± 1 PLC ± 2 PLC ±.02 3 PLC ±.010 4 PLC ± ANGLES ±.5 FINISH	PRODUCT SPEC APPLICATION SPEC	NAME SOCKET CONNECTOR ASSEMBLY CRIMP SQUARE DRAWER
MATERIAL		WEIGHT	SIZE CAGE CODE DRAWING NO RESTRICTED TO A200779C-1926989 -
CUSTOMER DRAWING		SCALE 3:1	SHEET 1 OF 2 REV A

THIS DRAWING IS UNPUBLISHED. RELEASED FOR PUBLICATION 20
 © COPYRIGHT 20 BY TYCO ELECTRONICS CORPORATION. ALL RIGHTS RESERVED.

LOC	DIST	REVISIONS					
GP	00	P	LTR	DESCRIPTION	DATE	DWN	APVD
		-		SEE SHEET 1			



SUGGESTED PANEL CUTOUT
 VIEWED FROM CONNECTOR MOUNTING SIDE

- PART NUMBER CHANGES AND OR DESIGN CHANGES AFFECTING THE INTERCHANGEABILITY REQUIRE PRIOR TYCO ELECTRONICS APPROVAL AND AUTHORIZATION BY REVISION TO THIS DRAWING.
- MATERIAL:
 INSULATOR: THERMOPLASTIC, GLASS REINFORCED, UL 94V-0
 FLAMMABILITY RATED, COLOR: BLACK
 CONTACT: BRASS ROD ALLOY
 CROWN BAND: BERYLLIUM COPPER
 RETENTION CLIP: BERYLLIUM COPPER OR STAINLESS STEEL
- FINISH:
 CONTACTS SIZE #12 : SILVER .000200 MIN. THK. OVER NICKEL .000050 MIN THK.
 CONTACTS SIZE #20 : GOLD .000010 MIN. THK. OVER NICKEL .000050 MIN THK.
 CROWN BAND: GOLD .000030 MIN. THK. OVER NICKEL .000040 MIN THK.

4 ITEMS PROVIDED TO THIS SPECIFICATION TO BE PERMANENTLY IDENTIFIED PER THE FOLLOWING IDENTIFIER:

YEAR 1 WEEK 1

TYCO ELECTRONICS P/N DATE CODE (e.g. 0216)

XXXXXX-X XXXX

5 CRIMP CONTACTS (ITEM B AND C) SHALL BE PACKAGED SEPARATELY AND PLACED IN THE BOX WITH THE CONNECTOR ASSEMBLY.

5	4	6648318-1	CONTACT, SOCKET, SIZE #12, CRIMP	C
5	36	1648325-1	CONTACT, SOCKET, SIZE #20, CRIMP	B
	1	1648133-2	HOUSING, SOCKET, UNMARKED/NO LABEL	A
	-1	PART NUMBER	DESCRIPTION	ITEM

THIS DRAWING IS A CONTROLLED DOCUMENT FOR TYCO ELECTRONICS CORPORATION IT IS SUBJECT TO CHANGE AND THE CONTROLLING ENGINEERING ORGANIZATION SHOULD BE CONTACTED FOR THE LATEST REVISION.		DWN R. GRZYBOWSKI 9SEPT08	Tyco Electronics Harrisburg, PA 17105-3608	
DIMENSIONS: INCHES		CHK D. ORRIS 9SEPT08	NAME SOCKET CONNECTOR ASSEMBLY CRIMP SQUARE DRAWER	
TOLERANCES UNLESS OTHERWISE SPECIFIED: 0 PLC ± 1 PLC ±.02 2 PLC ±.010 3 PLC ±.010 4 PLC ± ANGLES ±.5		APVD M. PERCHERKE 9SEPT08	SIZE A200779	
MATERIAL		PRODUCT SPEC -	DRAWING NO C-1926989	
		APPLICATION SPEC -	RESTRICTED TO -	
		WEIGHT -	SCALE 3:1 SHEET 2 OF 2 REV A	
		CUSTOMER DRAWING		

ELCON DRAWER

单击下面可查看定价，库存，交付和生命周期等信息

[>>TE Connectivity\(泰科\)](#)