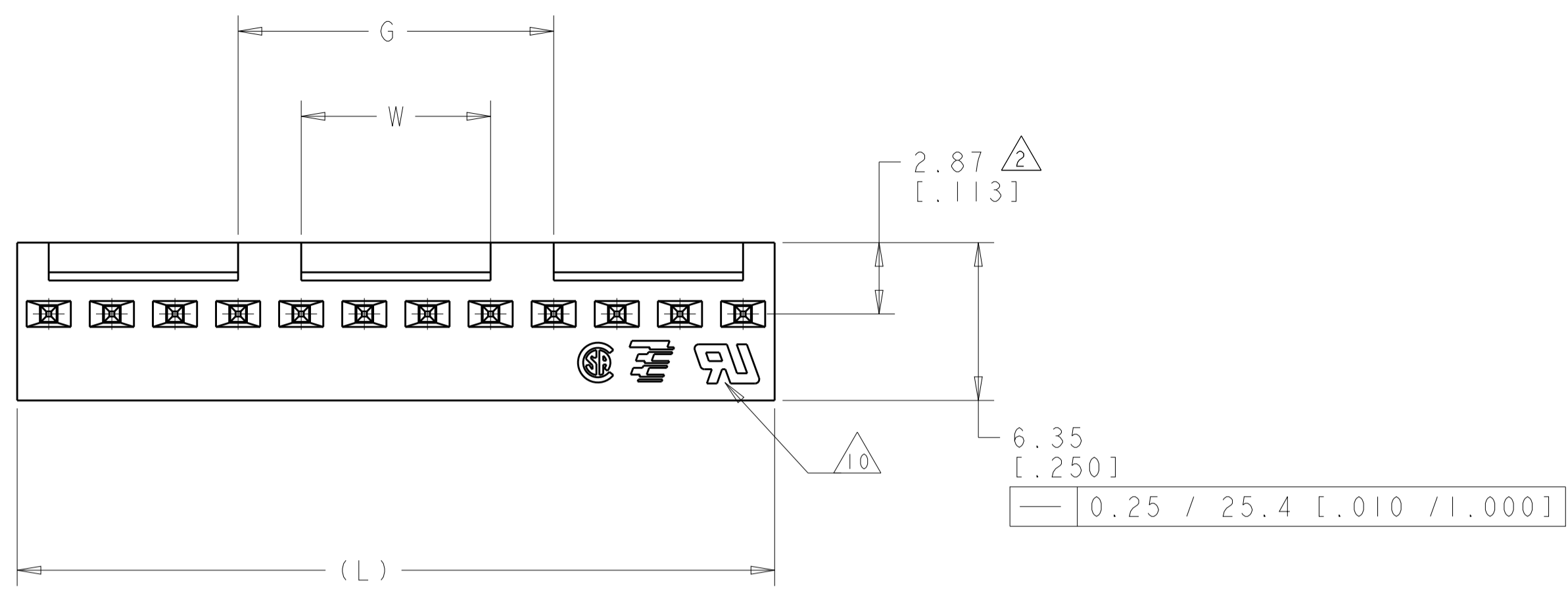
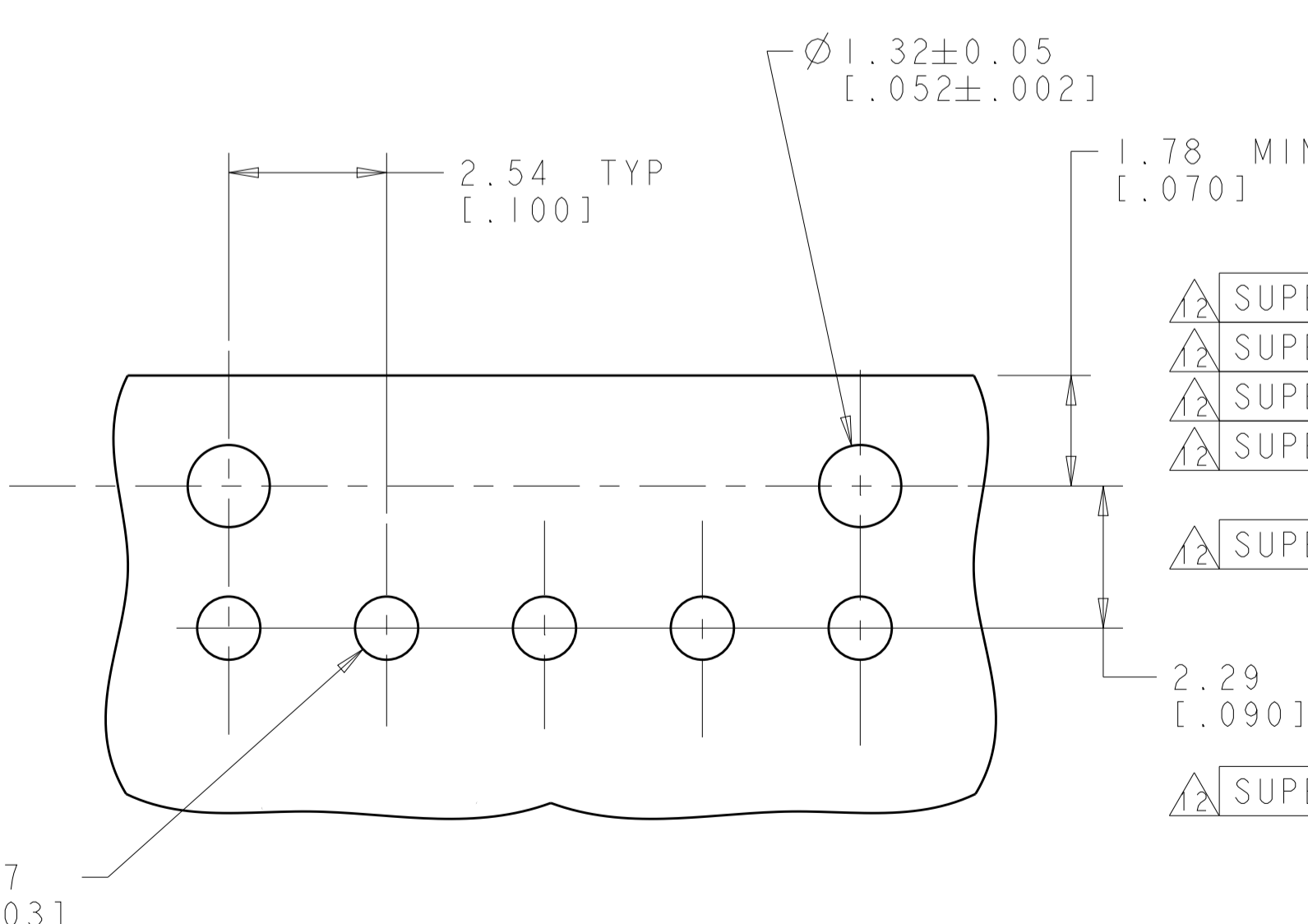
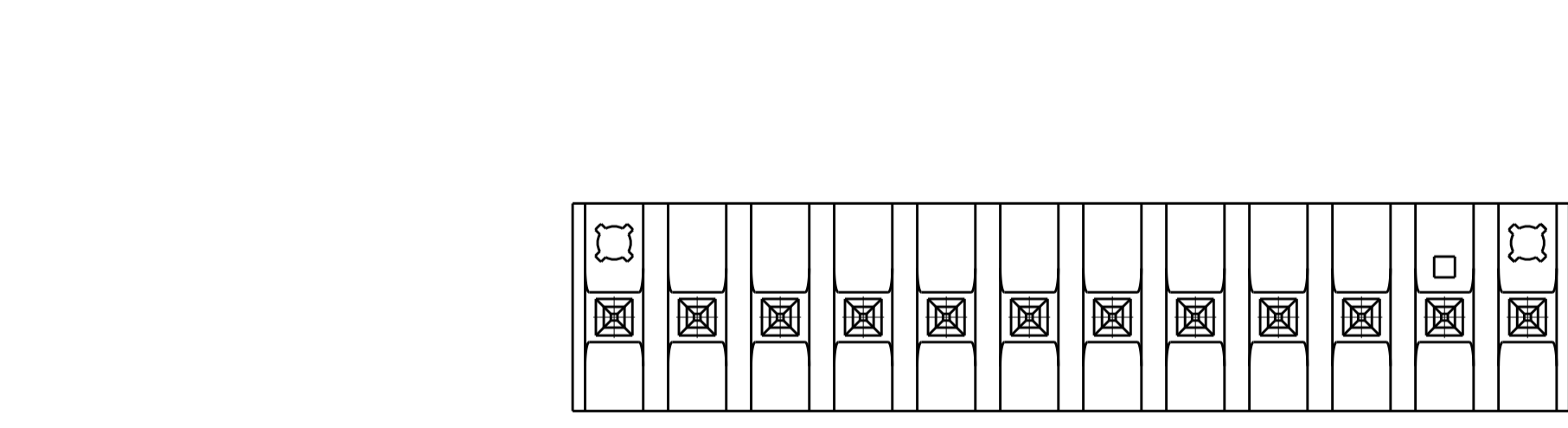
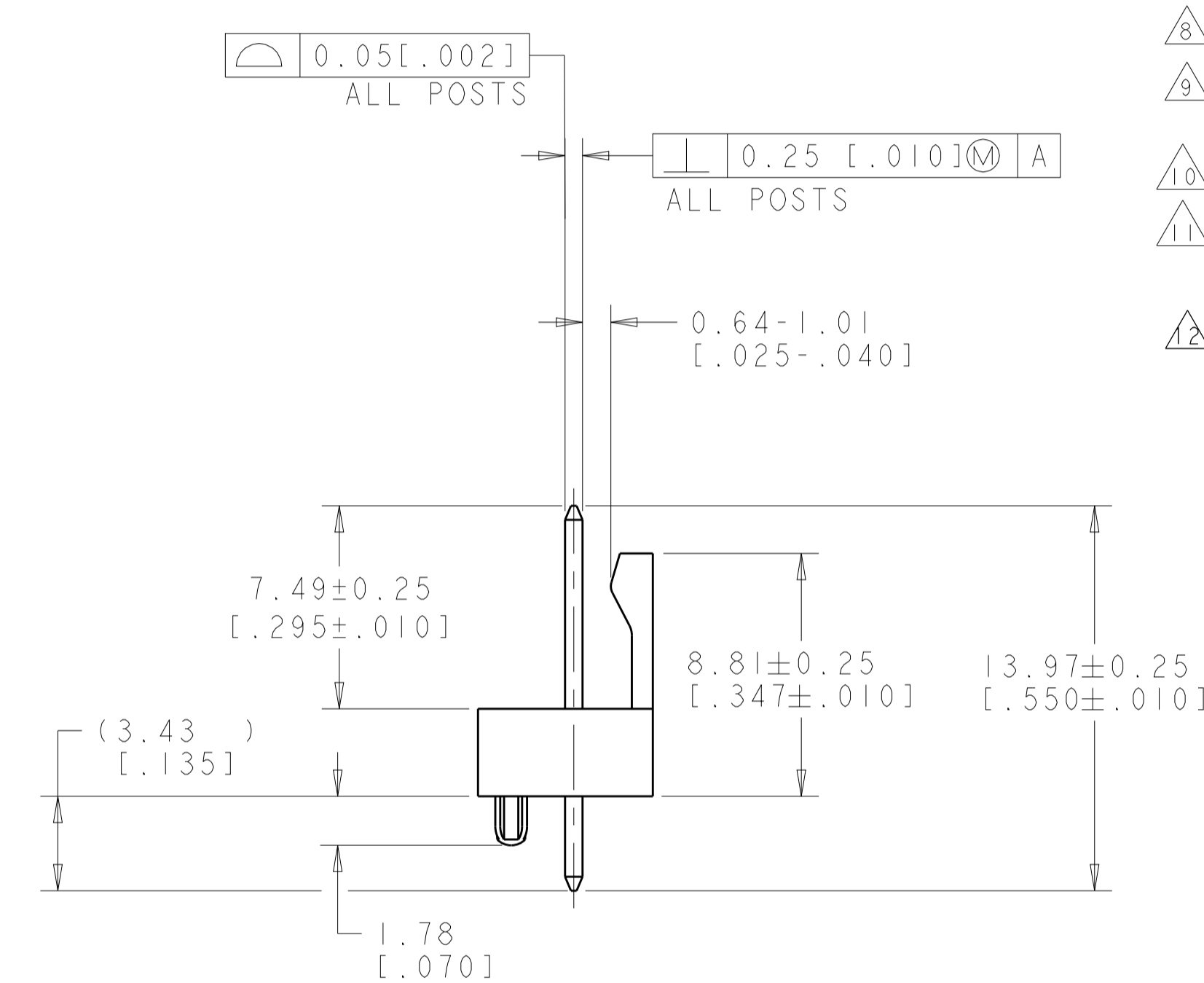
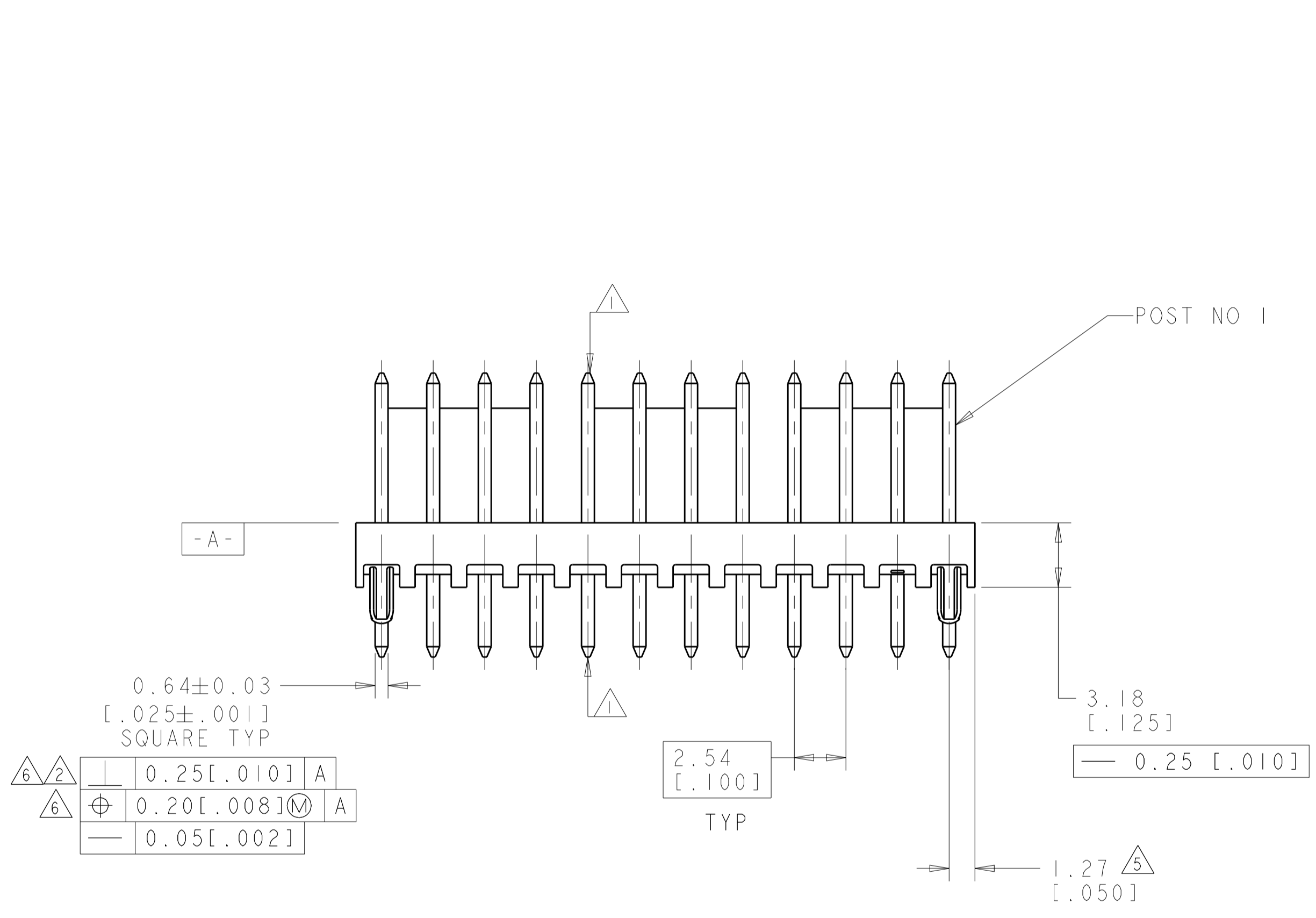


LOC	DIST	REV	DESCRIPTION	DATE	DWN	APVD
CM	00	E	REVISED PER ECO-13-008064	13MAY2013	DZ	YHM
		E1	REVISED PER ECR-18-004355	19JUN2018	BDA	SG
		F	REVISED PER ECR-19-015071	15OCT2019	BDA	SW



- 1. POST WITHSTAND 13 NEWTONS (3 LBS) MIN AXIAL FORCE IN DIRECTION SHOWN WITHOUT DISLODGING.
- 2. MEASURED AT -A-.
- 3. PARTS COMPLY WITH SOLDERABILITY SPEC 109-11-2/12.
- 4. MATERIAL: HEADER -PBT GLASS FILLED.
POST - COPPER ALLOY.
MATERIAL: -2 THRU -12 (93/7) TIN-LEAD PLATED.
-32 THRU -42 MATTE 100% TIN PLATED.
- 5. COORDINATE DIMENSION APPLIES FROM CENTER OF ACTUAL FEATURE.
- 6. POSTS TO BE MEASURED WHEN STRIP HELD FLAT.
- 7. DIMENSIONS IN BRACKETS ARE IN INCHES.
- 8. TOLERANCES APPLY TO SOLDER SIDE OF BOARD.
- 9. ONE HOLE MAY BE UNDERSIZED 0.81-0.89 [0.032-.035] DIAMETER FOR ASSEMBLY RETENTION DURING PROCESSING.
- 10. TE LOGO, UL, AND CSA TRADEMARKS TO APPEAR ON THIS SURFACE.
- 11. 2 CIRCUIT PARTS HAVE ONE RETENTION PEG, ALL OTHERS HAVE TWO. MOUNTING HOLE PATTERN REFLECTS A PART WITH TWO PEGS.
- 12. OBSOLETE PARTS: OBSOLETE CIS STREAMLINING PER D.RENAUD/D.SINISI



RECOMMENDED MOUNTING HOLE PATTERN FOR 1.57±0.20 [0.062±0.008] THICK P.C. BOARD SCALE 10:1

- 1. SUPERCEDED BY 4-647609-2
- 2. SUPERCEDED BY 4-647609-1
- 3. SUPERCEDED BY 4-647609-0
- 4. SUPERCEDED BY 3-647609-9
- 5. SUPERCEDED BY 3-647609-7
- 6. SUPERCEDED BY 3-647609-6
- 7. SUPERCEDED BY 3-647609-5
- 8. SUPERCEDED BY 3-647609-4
- 9. SUPERCEDED BY 3-647609-3
- 10. SUPERCEDED BY 3-647609-2

W	G	L	NO OF POSN	PART NO
7.62 [0.300]	12.70 [0.500]	30.48 [1.200]	12	4-647609-2
-	10.16 [0.400]	27.94 [1.100]	11	4-647609-1
-	7.62 [0.300]	25.40 [1.000]	10	4-647609-0
-	5.08 [0.200]	22.86 [0.900]	9	3-647609-9
-	2.54 [0.100]	20.32 [0.800]	8	3-647609-8
-	-	17.78 [0.700]	7	3-647609-7
-	-	15.24 [0.600]	6	3-647609-6
-	-	12.70 [0.500]	5	3-647609-5
-	-	10.16 [0.400]	4	3-647609-4
-	-	7.62 [0.300]	3	3-647609-3
-	-	5.08 [0.200]	2	3-647609-2
7.62 [0.300]	12.70 [0.500]	30.48 [1.200]	12	1-647609-2
-	10.16 [0.400]	27.94 [1.100]	11	1-647609-1
-	7.62 [0.300]	25.40 [1.000]	10	1-647609-0
-	5.08 [0.200]	22.86 [0.900]	9	647609-9
-	2.54 [0.100]	20.32 [0.800]	8	647609-8
-	-	17.78 [0.700]	7	647609-7
-	-	15.24 [0.600]	6	647609-6
-	-	12.70 [0.500]	5	647609-5
-	-	10.16 [0.400]	4	647609-4
-	-	7.62 [0.300]	3	647609-3
-	-	5.08 [0.200]	2	647609-2

THIS DRAWING IS A CONTROLLED DOCUMENT. DWN: H. WHITAKER, 27AUG2002. CHK: D. BOSSI, 27AUG2002. APVD: D. BOSSI, 27AUG2002.

STE TE Connectivity

NAME: MTA-100 HEADER ASSY, FRICTION LOCK, .025 SQUARE, STRAIGHT POST, TIN PLATED.

SIZE: A1, CAGE CODE: 00779, DRAWING NO: 647609, RESTRICTED TO: F

MATERIAL: 4, FINISH: 4, WEIGHT: A100779, SCALE: 5:1, SHEET: 1 OF 1, REV: F

单击下面可查看定价，库存，交付和生命周期等信息

[>>TE Connectivity\(泰科\)](#)