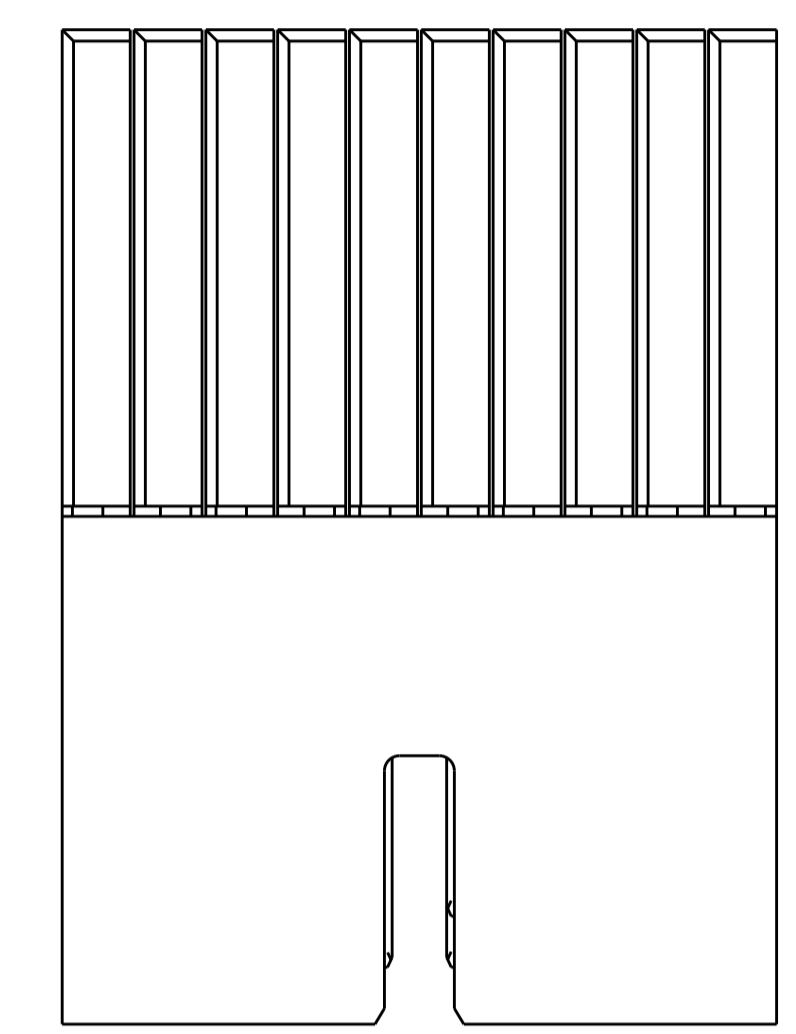
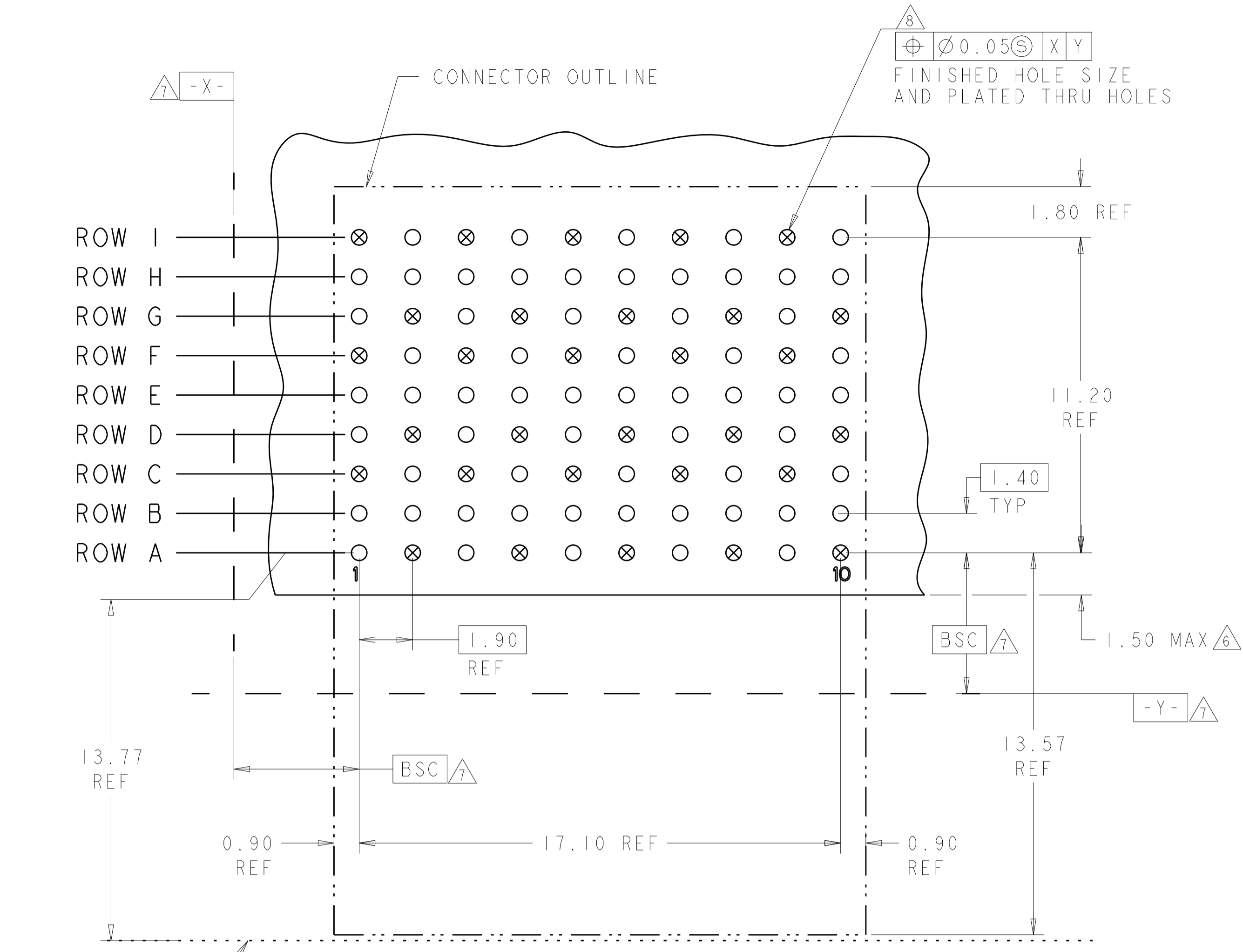


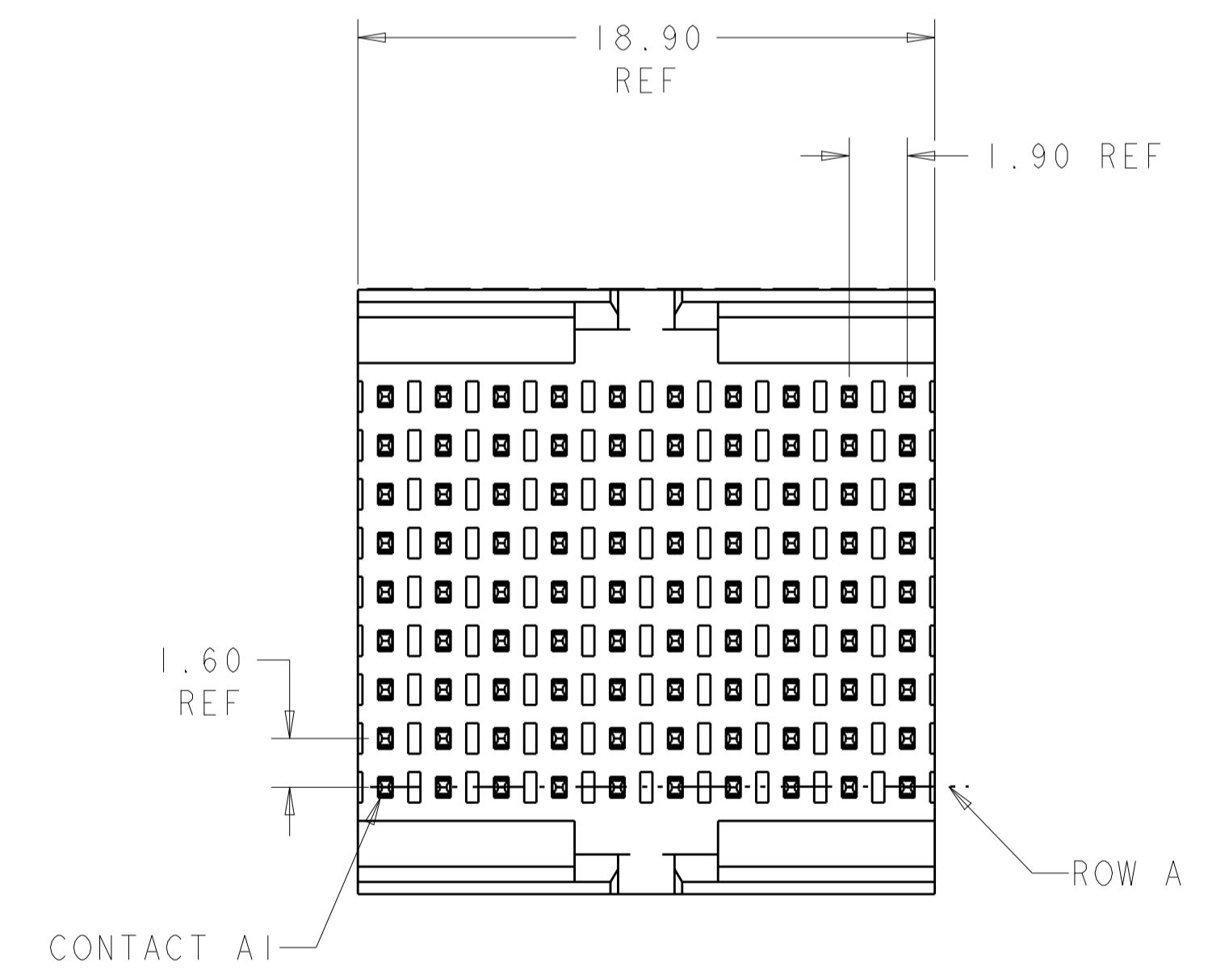
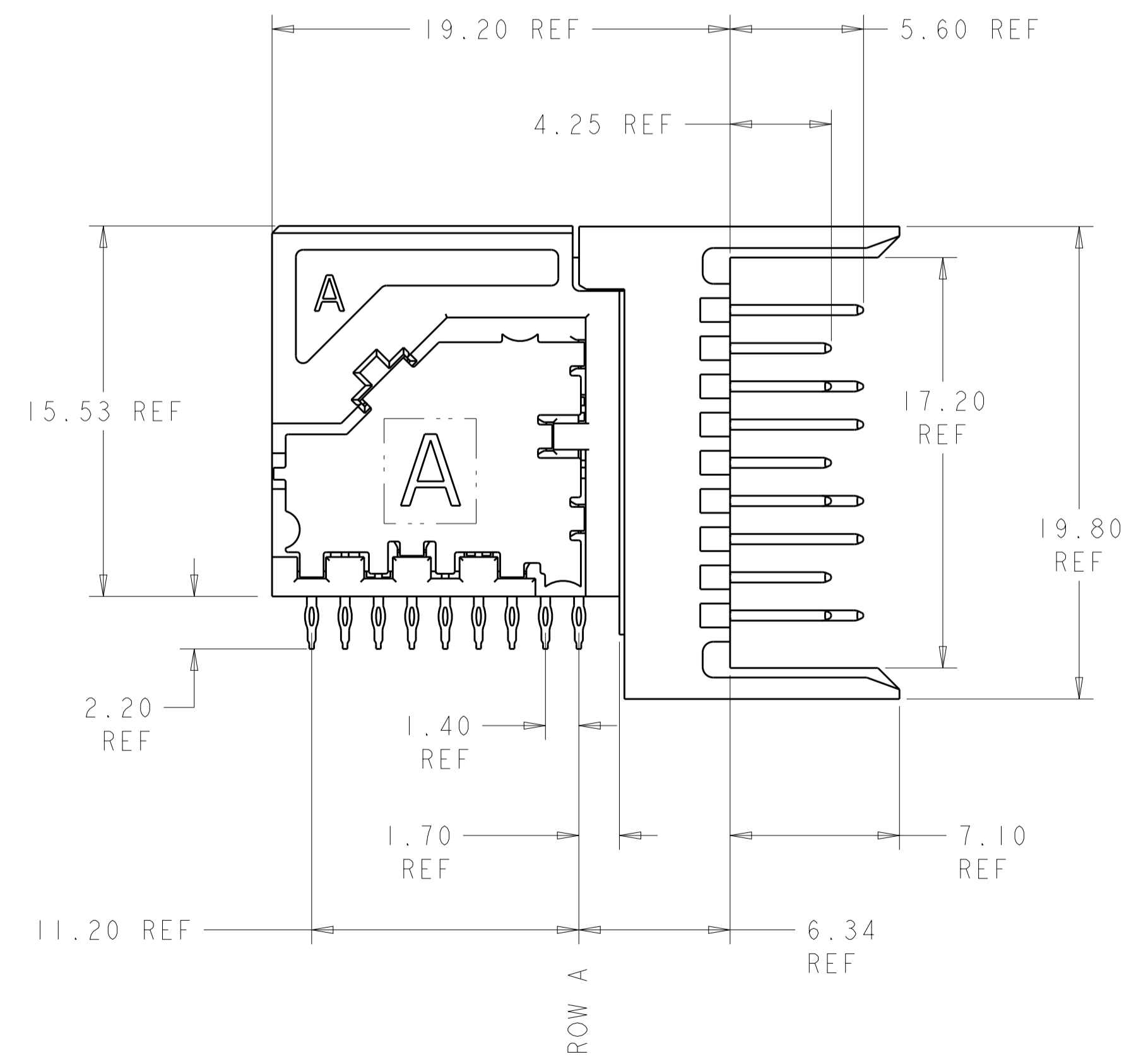
LOC	DIST	REV	DATE	BY	CHK	APPV
B		REV PER ECO 12-010940	7-31-12	CT	DH	
C		ECO-13-004755	26MAR2013	KG	DH	
D		REVISED PER ECO-14-017030	24NOV14	MGM	CT	



○ = SIGNAL
⊗ = GROUND

RECOMMENDED PC BOARD LAYOUT
COMPONENT SIDE SHOWN
SCALE 8:1

- 1 MATERIAL:
CONTACT AND SHIELD: COPPER ALLOY
HOUSING AND CHICKLET: LCP, COLOR: BLACK
- 2 FINISH:
CONTACT: MATING AREA: 1.27µm MIN GOLD OVER
1.27µm MIN NICKEL
SHIELD: 1.27µm MIN NICKEL
- 3 FINISH:
COMPLIANT PIN AREA: 0.38µm MIN BRIGHT TIN LEAD OVER
1.27µm MIN NICKEL
- 4 FINISH:
COMPLIANT PIN AREA: 0.38µm MIN MATTE TIN OVER
1.27µm MIN NICKEL
- 5 --
- 6 DIMENSION APPLIES TO CENTERLINE OF THRU HOLE.
- 7 DATUMS AND BASIC DIMENSIONS ESTABLISHED BY CUSTOMER.
- 8 REFERENCE APPLICATION SPEC 114-13267 FOR RECOMMENDED PLATED THRU HOLE DIAMETER AND PLATING THICKNESS.
- 9 ALL GROUNDS IN ODD NUMBERED COLUMNS ARE COMMONED.
ALL GROUNDS IN EVEN NUMBERED COLUMNS, EXCEPT FOR ROW A ARE COMMONED.



2 4	2000891-2
2 3	2000891-1
FINISH	PART NUMBER

THIS DRAWING IS A CONTROLLED DOCUMENT. DIMENSIONING AND TOLERANCING PER ASME Y14.5M-2009

DWN: D. BELACK 24JUN2009
CHK: A. TSANG 6-24-2009
APPV: M. McALONIS 6-24-2009

PRODUCT SPEC: 108-2409
APPLICATION SPEC: 114-13267
WEIGHT: ~12.88g

Customer Drawing

SCALE: 5:1 SHEET 1 OF 1 REV D

STC TE Connectivity
Fortis Zd, 3-PAIR, 10-COLUMN, RIGHT ANGLE CENTER MODULE ASSEMBLY, DIFFERENTIAL PAIR

SIZE: A1 00779 ©=2000891

单击下面可查看定价，库存，交付和生命周期等信息

[>>TE Connectivity\(泰科\)](#)