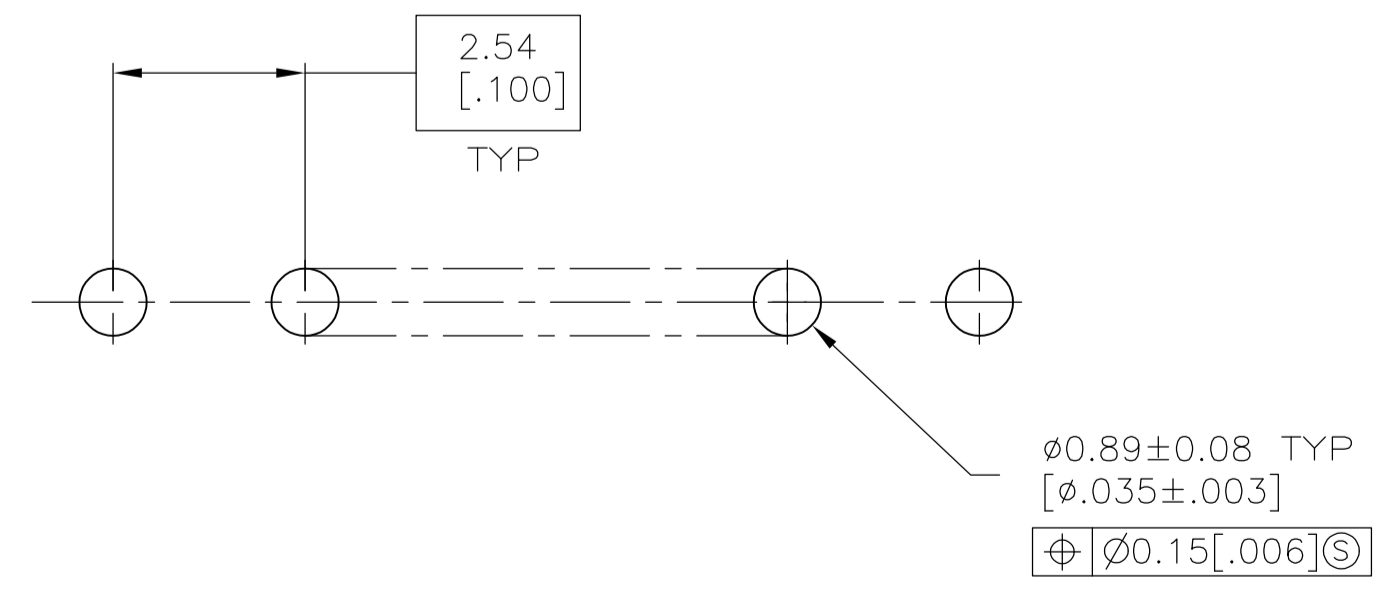
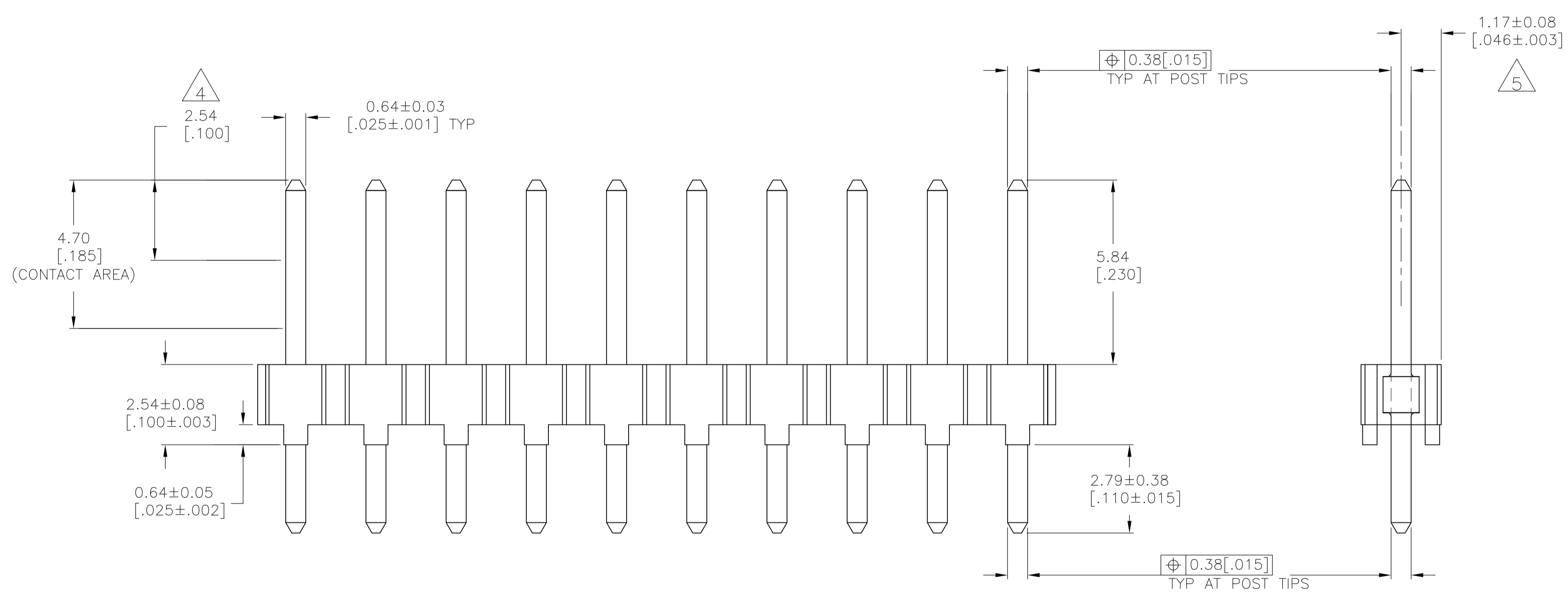
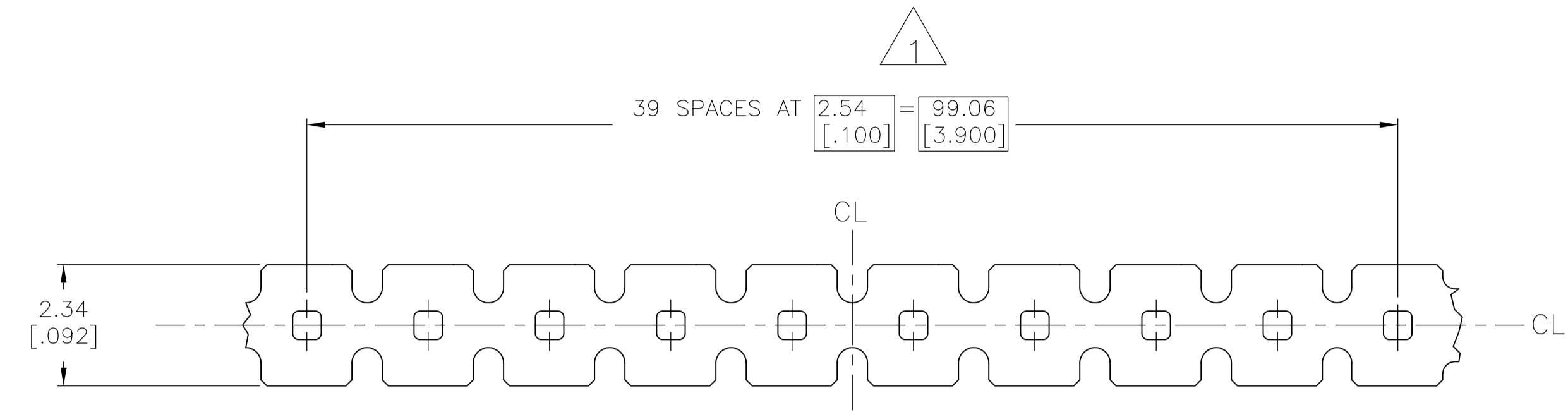


LOC		DIST		REVISIONS			
AD	00	REV	DATE	BY	CHK	APPV	
C	REVISED PER	ECO-14-000264	09JUL2014	NK	MM		



RECOMENDED BOARD LAYOUT

- 1 DIMENSION APPLIES OVER 99.06mm [3.900 INCHES].
- 2 HOUSING: BLACK THERMOPLASTIC, 94V-0 RATED, HIGH TEMPERATURE COMPATIBLE. POST: COPPER ALLOY.
- 3 FINISH: 0.00013[.000005] GOLD IN MATING AREA, 0.00254[.000100]-0.00508[.000200] MATTE TIN-LEAD ON SOLDER TAIL, ALL OVER 0.00127[.000050] NICKEL.
- 4 POINT OF MEASUREMENT FOR PLATING THICKNESS.
- 5 THE NOTED DIMENSION APPLIES AT INTERSECTION OF POST AND HOUSING.
- 6 TRUE POSITION TOLERANCE OF THE POST TIPS APPLIES WHEN THE HEADERS ARE HELD FLAT AGAINST THE PCB.
- 7 PARTS ARE TO BE PACKAGED ON A REEL.
- 8 REELED ASSEMBLIES ARE TO BE BROKEN TO THE DESIRED POSITION SIZE AND USED AS A FUNCTIONAL SUBSTITUTE/ALTERNATIVE TO THE EXISTING AMP PART NUMBER SERIES 146089 AND 146279. THESE ASSEMBLIES ARE THE SAME IN FIT AND FUNCTION, BUT THE FORM WILL BE SLIGHTLY DIFFERENT (i.e. MOLDED HOUSING APPEARANCE AND BOW, DUE TO REELING REQUIREMENTS).
- 9 THIS PART NUMBER SPECIFIES ONE(1) LINE (i.e. PIN).
- 10 FINISH: 0.00013[.000005] GOLD IN MATING AREA, 0.00254[.000100]-0.00508[.000200] MATTE TIN ON SOLDER TAIL, ALL OVER 0.00127[.000050] NICKEL.

10	5-146854-1	9
3	146854-1	9
PLATING	PART NUMBER	

THIS DRAWING IS A CONTROLLED DOCUMENT.

DIMENSIONS: mm [INCHES]	TOLERANCES UNLESS OTHERWISE SPECIFIED:	DIN E. BRANDBERG 05-SEP-97	APPROVED C. SCHMID 05-SEP-97	NAME
0 PLC ± -	1 PLC ± -	2 PLC ± 0.13[.005]	3 PLC ± -	4 PLC ± -
ANGLES ± -	SEE TABLE	APPLICABLE SPEC	SIZE	CAGE CODE
MATERIAL	FINISH	WEIGHT	A1 00779	DRAWING NO. 146854
			CUSTOMER DRAWING	SCALE 10:1 SHEET 1 OF 1 REV C

STE TE Connectivity

HEADER ASSEMBLY, SINGLE ROW, VERTICAL, REELED, CONTINUOUS

单击下面可查看定价，库存，交付和生命周期等信息

[>>TE Connectivity\(泰科\)](#)