

4

3

2

1

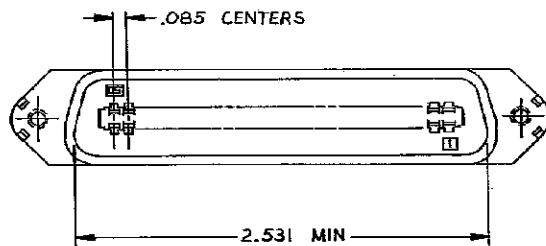
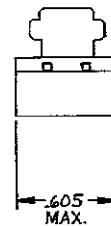
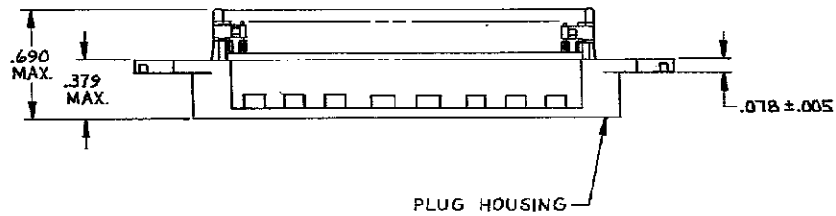
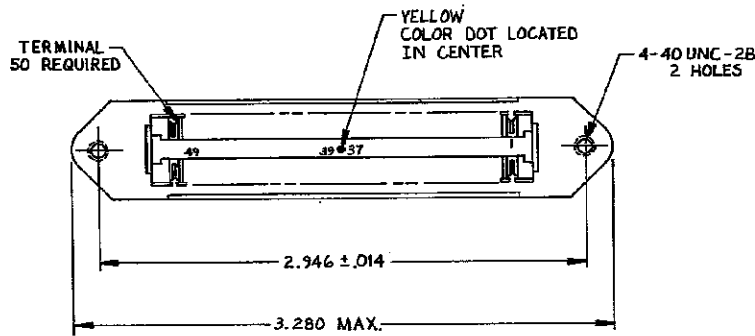
THIS DRAWING IS UNPUBLISHED. RELEASED FOR PUBLICATION
 © COPYRIGHT BY TYCO ELECTRONICS CORPORATION. ALL RIGHTS RESERVED.

LOC		DST		REVISIONS			
GP	00	FP	LVR	DESCRIPTION	DATE	OWN	APPD
		F		REVISED PER ECO-08-007327	27JAN2009	ZMR	WLM

1. THE CONTACT SURFACES OF THE TERMINALS ARE COATED WITH LUBRICANT.

△ MATERIAL:
 HOUSING & STRAIN RELIEF CLIP- POLYPHENYLENE OXIDE (BLACK)
 TERMINALS - HIGH STRENGTH COPPER ALLOY PLATED WITH EITHER .000030 MIN GOLD OR GOLD FLASH OVER PALLADIUM NICKEL .000030 MIN TOTAL, ON CONTACT MATING SURFACE. .000050 MIN NICKEL UNDERPLATE OVER ENTIRE TERMINAL.

3. WIRE SIZE: 26, 27 OR 28 AWG 7 STRANDS OF COPPER CONDUCTORS MAXIMUM INSULATION ϕ .045 IS ACCEPTABLE FOR MOST APPLICATIONS.



AS SHOWN	554337-1
DESCRIPTION	PART NO

THIS DRAWING IS A CONTROLLED DOCUMENT.		DWN BYERLY 10-27-83 CHK M.D. FRIEL 11-30-83 APD WAYNE PULE 1-5-84 NAME PRODUCT SPEC APPLICATION SPEC	Tyco Electronics Corporation Harrisburg, PA 17105-3608
DIMENSIONS: INCHES 	TOLERANCES UNLESS OTHERWISE SPECIFIED: 0 P/LC ± - 1 P/LC ± - 2 P/LC ± - 3 P/LC ± - 4 P/LC ± - ANGLES ± -	SIZE A2 DATE CODE 00779 DRAWING NO C=554337	RESTRICTED TO SCALE NTS SHEET 1 of 1 REV F
MATERIAL △	FINISH △	CUSTOMER DRAWING	

554337

单击下面可查看定价，库存，交付和生命周期等信息

[>>TE Connectivity\(泰科\)](#)