



## TRA6927M3

### 4G/3G Multiband Phantom® Antenna

698-960 MHz/1700-2700 MHz

Laird Technologies' unique Phantom® antenna operates simultaneously in the 698-960 MHz and 1700- 2700 MHz bands, making it ideal for 4G/3G applications. The mechanically robust design is suitable for both indoor and outdoor applications with wide bandwidth and a low angle radiation pattern that is superior to traditional gain antennas in most applications. The antenna is ideal for both ceiling and surface mount applications.

The industry standard NMO mounting socket mates with all Laird Technologies' magnetic, trunk lid and hole mount configurations. A threaded permanent stud mount model is also available for vandal resistant mounting on brackets, panels, ceilings or any other kind of housing.

### FEATURES AND BENEFITS

- Mechanically robust for both indoor and outdoor applications
- Applicable for both 3G and 4G application
- Domestic LTE 700 band and Global LTE 2600 band
- WiMAX 2300/2500/2600 bands
- Domestic Cellular and Global GSM
- Phantom out-performs a 3-dBi whip in many applications

### ELECTRICAL SPECIFICATIONS

Operating Frequency (MHz)	698-960, 1710-2700				
VSWR	698-806 MHz	806-960 MHz	1710-2110 MHz	2110- 2170 MHz	2300- 2700 MHz
	< 2.5: 1.0	< 2.0: 1.0	< 2.0: 1.0	< 2.5: 1.0	< 2.0: 1.0
Peak Gain (dBi)	698-960 MHz		1710-1990 MHz	2100-2700 MHz	
	3.5		5.5	4.6	
Efficiency (%)	698-960 MHz		1710-1990 MHz	2100-2700 MHz	
	90 (max: 96)		91 (max: 95)	80 (max: 86)	
Nominal Impedance (Ohms)					
Max Power - Ambient 25°C (W)	100				
Polarization	Vertical				
Terminations	NMO or P-Mount w/Type N(f)				

## MECHANICAL SPECIFICATIONS

Dimensions - diameter x height - cm (inches)	3.65 x 8.38 (1.44 x 3.3)
Color	Black or white available
Cable and Mount	MB195 (sold separately)
Radome Material	SABIC Lexan

## ENVIRONMENTAL SPECIFICATIONS

Operating Environment (Indoor or Outdoor)	Indoor and Outdoor
Operating Temperature - °C (°F)	-40 to +85°C (-40 to +185°F)
Material Substance Compliance	RoHS
Ingress Protection Rating	IP67

## MODEL AND ORDERING INFORMATION

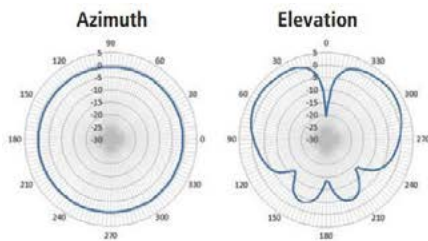
MODEL	DESCRIPTION	COLOR RADOME	HEIGHT	WEIGHT CONNECTOR
TRA6927M3PB-001	4G/3G Phantom®	Black	3.30"	0.31 lbs Type N(f)
<b>TRA6927M3NB-001</b>	<b>4G/3G Phantom®</b>	<b>Black</b>	<b>3.30"</b>	<b>0.28 lbs NMO</b>
TRA6927M3PW-001	4G/3G Phantom®	White	3.30"	0.31 lbs Type N(f)
TRA6927M3NW-001	4G/3G Phantom®	White	3.30"	0.28 lbs NMO
TRA6927M3PB-002 <sup>1</sup>	4G/3G Phantom®	Black	3.30"	0.38 lbs Type N(f)
TRA6927M3PW-002 <sup>1</sup>	4G/3G Phantom®	White	3.30"	0.38 lbs Type N(f)

### Permanent Mounting Option:

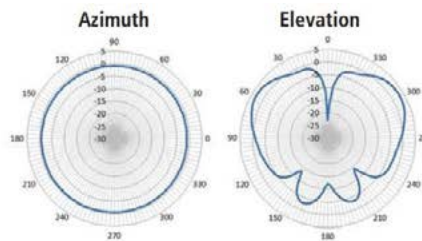
The letter P in the above part numbers indicates a permanent mounting option.

<sup>1</sup> Extended Connector 23 mm maximum plate thickness.

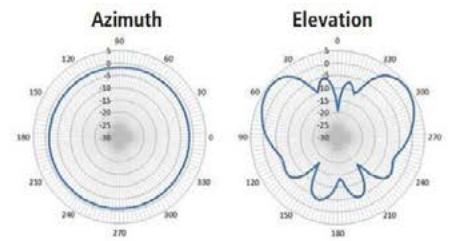
## RADIATION PATTERN



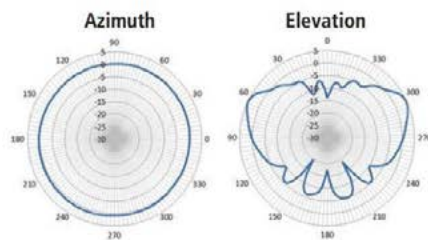
750 MHz



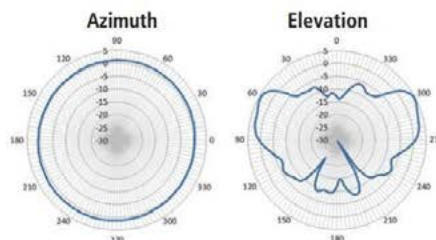
849 MHz



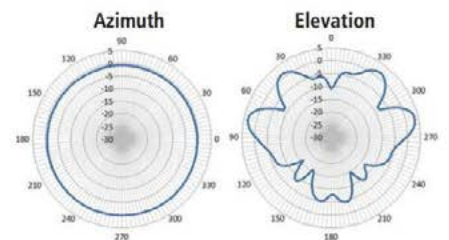
960 MHz



1710 MHz



1950 MHz



2700 MHz

### TE TECHNICAL SUPPORT CENTER

USA:	+1 (800) 522-6752
Canada:	+1 (905) 475-6222
Mexico:	+52 (0) 55-1106-0800
Latin/S. America:	+54 (0) 11-4733-2200
Germany:	+49 (0) 6251-133-1999
UK:	+44 (0) 800-267666
France:	+33 (0) 1-3420-8686
Netherlands:	+31 (0) 73-6246-999
China:	+86 (0) 400-820-6015

### te.com

TE, and TE connectivity (logo) are trademarks owned or licensed by the TE Connectivity Ltd. family of companies. All other logos, products and/or company names referred to herein might be trademarks of their respective owners.

The information given herein, including drawings, illustrations and schematics which are intended for illustration purposes only, is believed to be reliable. However, TE Connectivity makes no warranties as to its accuracy or completeness and disclaims any liability in connection with its use. TE Connectivity's obligations shall only be as set forth in TE Connectivity's Standard Terms and Conditions of Sale for this product and in no case will TE Connectivity be liable for any incidental, indirect or consequential damages arising out of the sale, resale, use or misuse of the product. Users of TE Connectivity products should make their own evaluation to determine the suitability of each such product for the specific application.

TE Connectivity warrants to the original end user customer of its products that its products are free from defects in material and workmanship. Subject to conditions and limitations TE Connectivity will, at its option, either repair or replace any part of its products that prove defective because of improper workmanship or materials. This limited warranty is in force for the useful lifetime of the original end product into which the TE Connectivity product is installed. Useful lifetime of the original end product may vary but is not warranted to exceed one (1) year from the original date of the end product purchase.

©2022 TE Connectivity. All Rights Reserved.

08/22 Original

单击下面可查看定价，库存，交付和生命周期等信息

[>>TE Connectivity\(泰科\)](#)