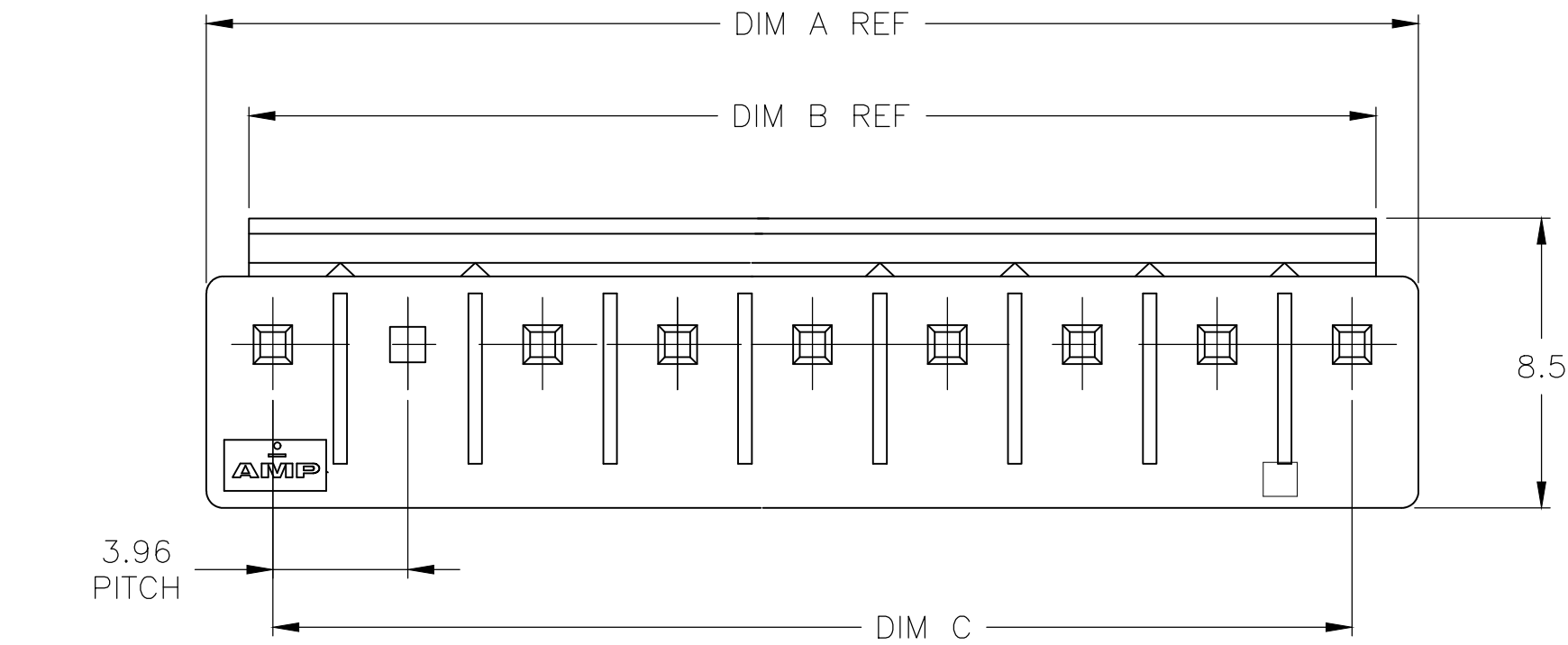


THIS DRAWING IS UNPUBLISHED. RELEASED FOR PUBLICATION  
 © COPYRIGHT - By - ALL RIGHTS RESERVED.

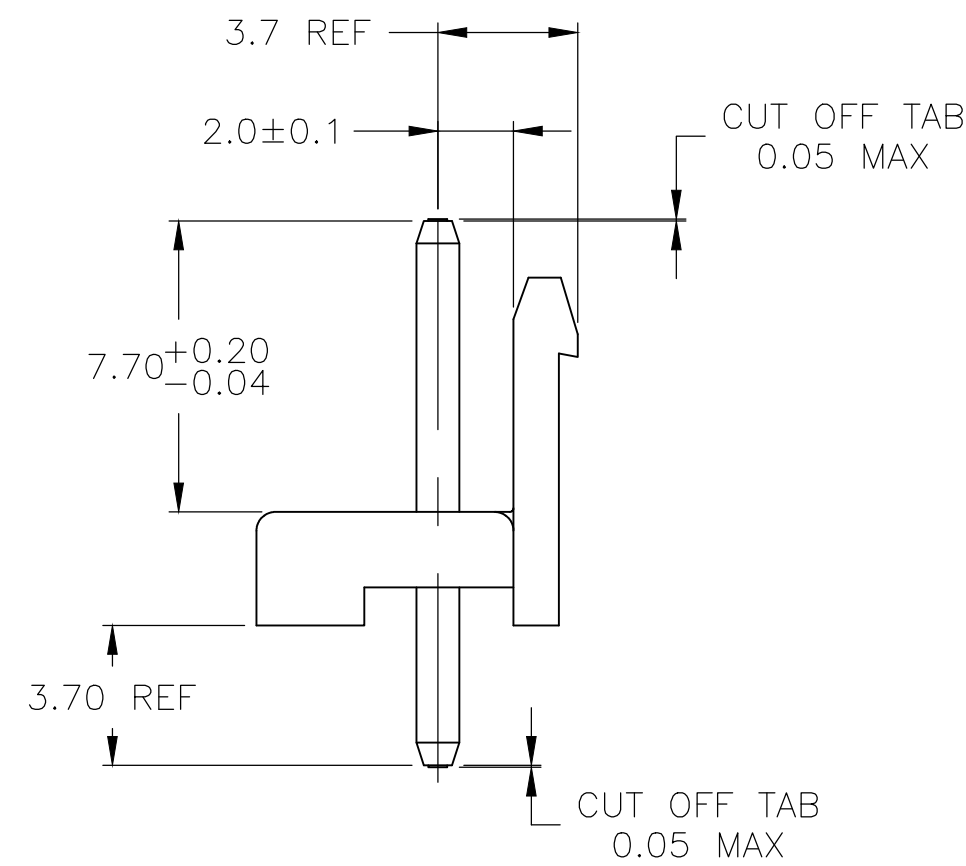
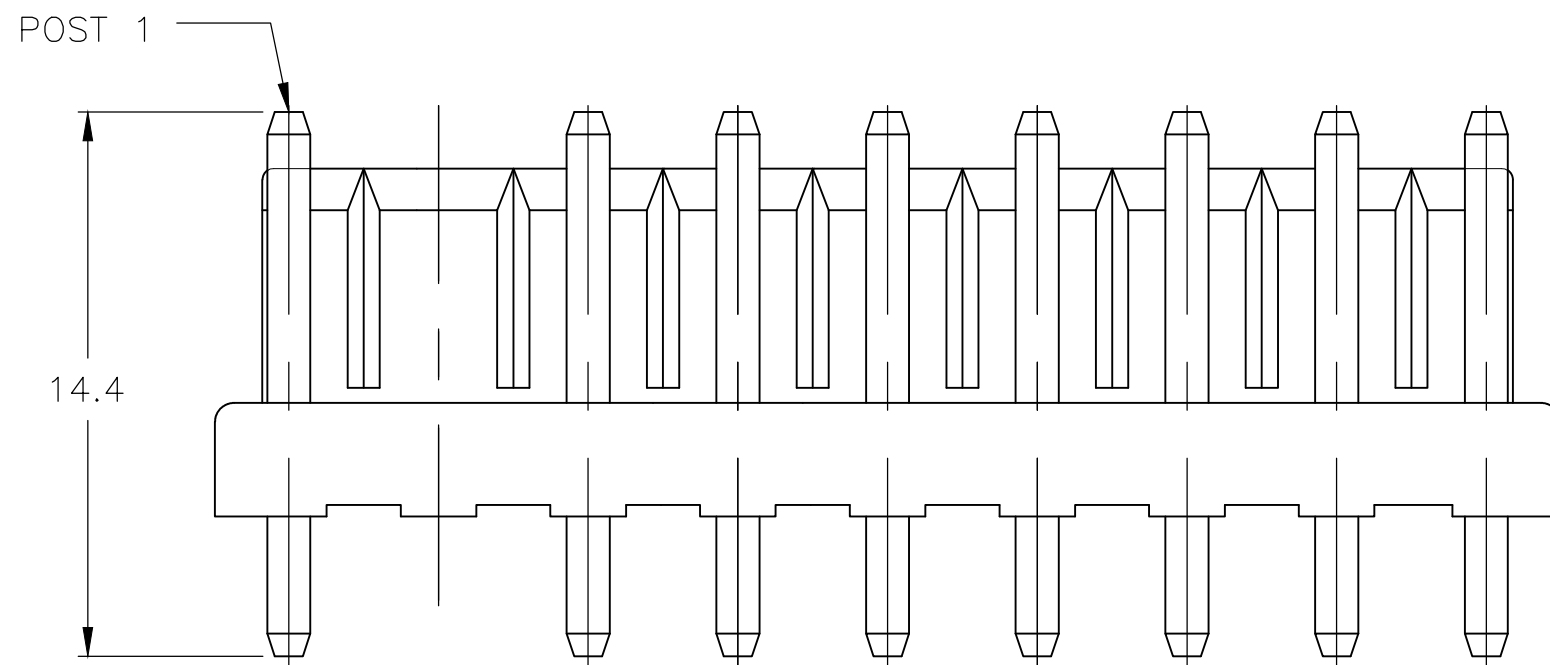
LOC		DIST		REVISIONS			
P	LTR	DESCRIPTION		DATE	DWN	APVD	
GP	00	C2	REVISED PER ECR-20-000784		14FEB2020	WH	DZ



1 MATERIAL: HOUSING- PBT, NATURAL  
 POST- BRASS, 1MICROMETER MIN TIN OVER  
 0.8 MICROMETER MIN NICKEL.

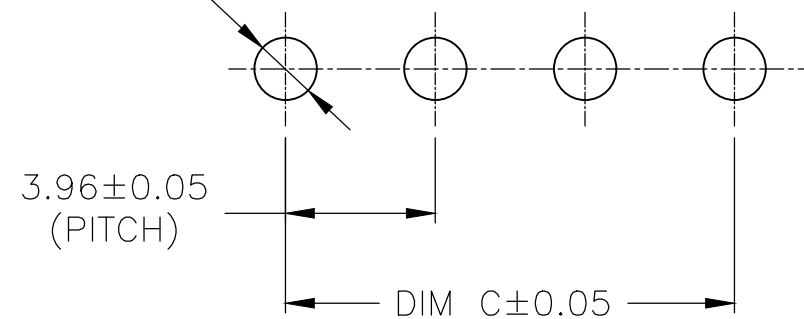
2. RECOMMENDED MATING PART: \*-1123722-\*

3 0 : WITH PIN,  
 X : WITHOUT PIN.



1744109-1 SHOWN

∅1.60<sup>+0.1</sup>/<sub>0.0</sub> (PUNCHED HOLE)  
 ∅1.65<sup>+0.1</sup>/<sub>0.0</sub> (DRILLED HOLE)

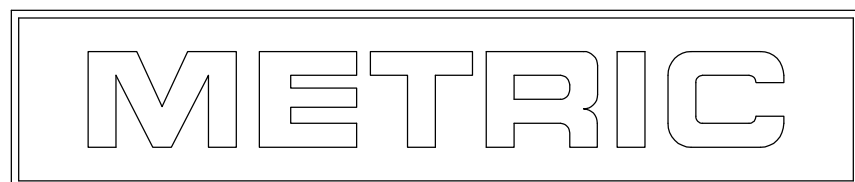


PCB LAYOUT  
 THICKNESS: 1.60

O	X	O	X	O	X	O	X	O	X	O	NATURAL	39.60	41.00	43.50	11	1-1744109-6
O	X	O	X	O	X	O	X	O	X	O	BLUE	31.68	33.08	35.58	9	3-1744109-5
O	X	O	X	O	X	O	X	O	X	O	NATURAL	31.68	33.08	35.58	9	1-1744109-5
O	X	O	X	O	X	O	O	O	O	O	NATURAL	31.68	33.08	35.58	9	1744109-5
O	O	O	O	O	O	O	8	O	O	O	BLUE	31.68	33.08	35.58	9	1744109-4
O	O	O	O	O	O	O	8	O	O	O	NATURAL	31.68	33.08	35.58	9	1744109-3
O	X	O	O	O	X	O	O	O	O	O	NATURAL	31.68	33.08	35.58	9	1744109-2
O	X	O	O	O	O	O	O	O	O	O	NATURAL	31.68	33.08	35.58	9	1744109-1
1	2	3	4	5	6	7	8	9	10	11	HOUSING COLOR	DIM C	DIM B	DIM A	NO. OF POSITIONS	ASSEMBLY PART NO.

OBSOLETE

3



THIS DRAWING IS A CONTROLLED DOCUMENT.

DIMENSIONS: mm	TOLERANCES UNLESS OTHERWISE SPECIFIED: 0 PLC ± - 1 PLC ± 0.5 2 PLC ± 0.30 3 PLC ± - 4 PLC ± - ANGLES ± -	DWN K. WHITAKER 07JUN04	TE Connectivity
MATERIAL	FINISH	CHK D. BOSSI 07JUN04	
APVD D. BOSSI 07JUN04 PRODUCT SPEC 108-5609 APPLICATION SPEC		NAME	

NAME: HEADER ASSEMBLY, SPECIAL, OMITTED POST, 9 POSITION, ECONOMY POWER (EP)

SIZE	CAGE CODE	DRAWING NO	RESTRICTED TO
A2	00779	C=1744109	-

CUSTOMER DRAWING SCALE N/A SHEET 1 of 1 REV C2

单击下面可查看定价，库存，交付和生命周期等信息

[>>TE Connectivity\(泰科\)](#)