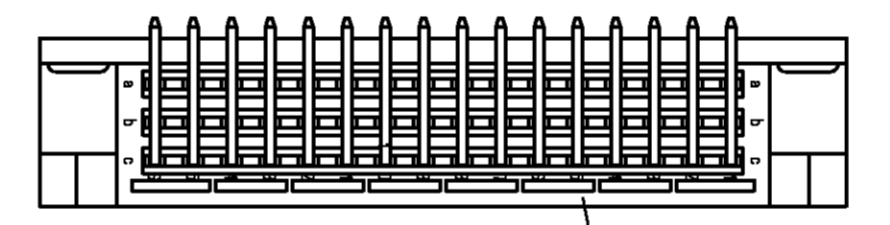
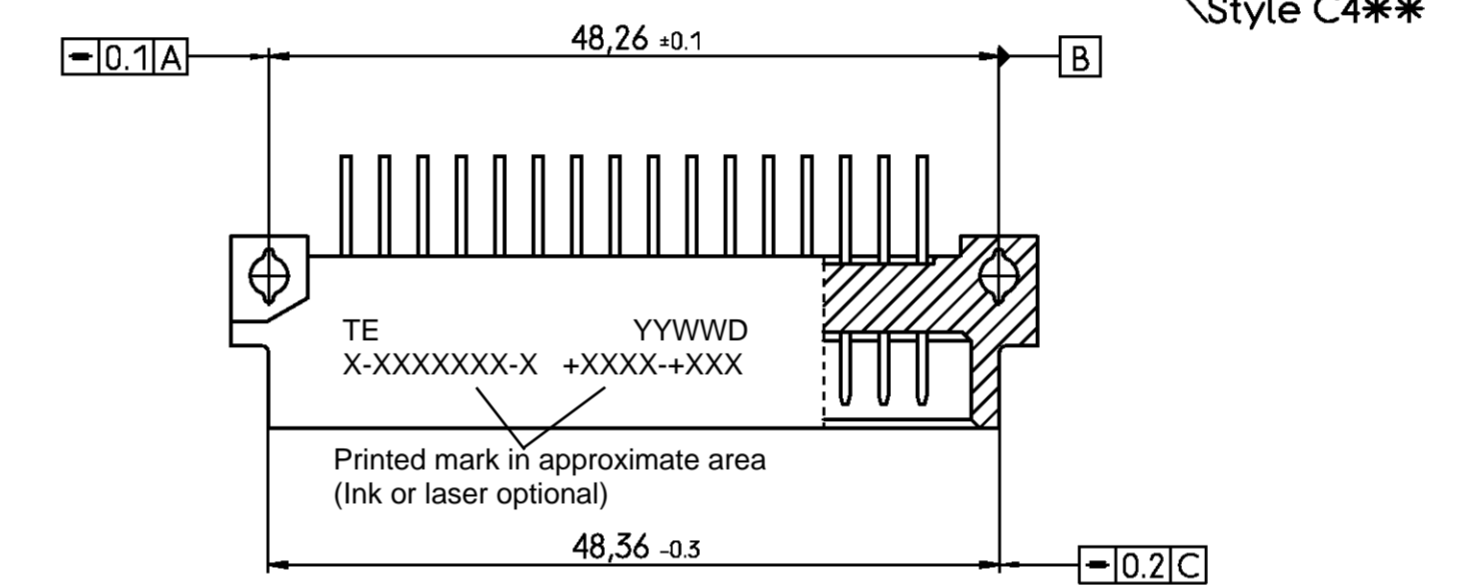
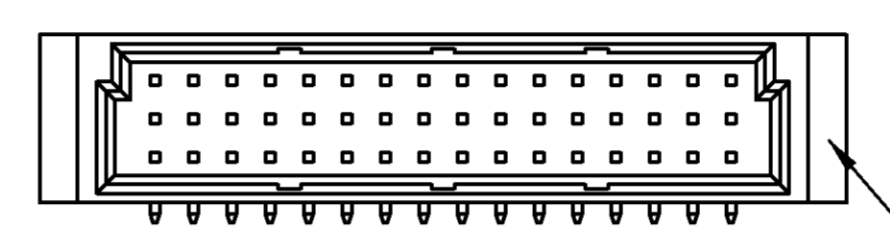
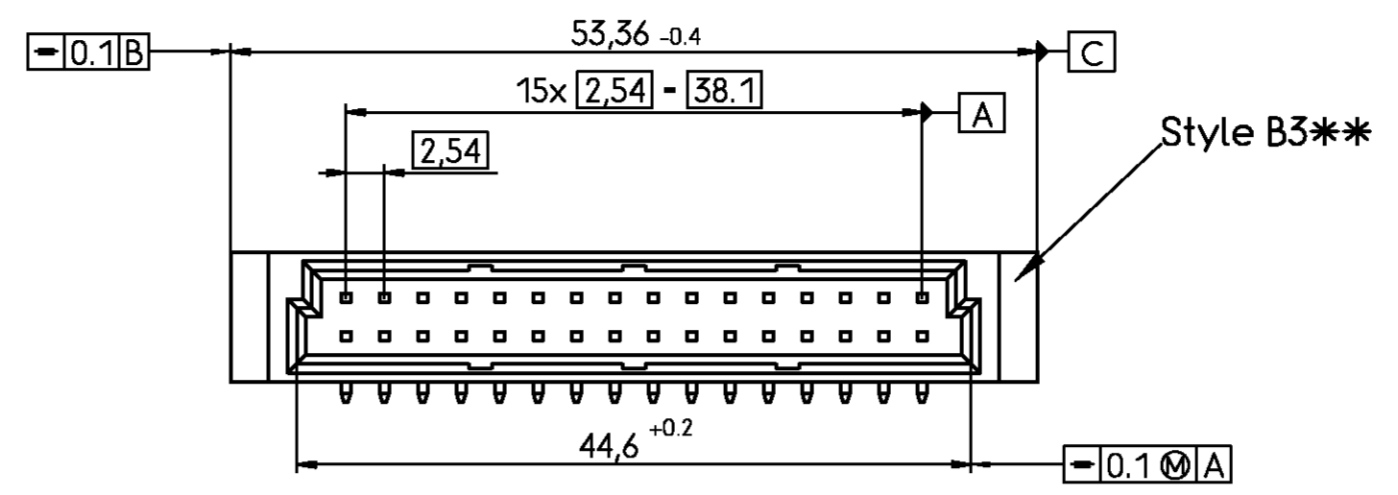
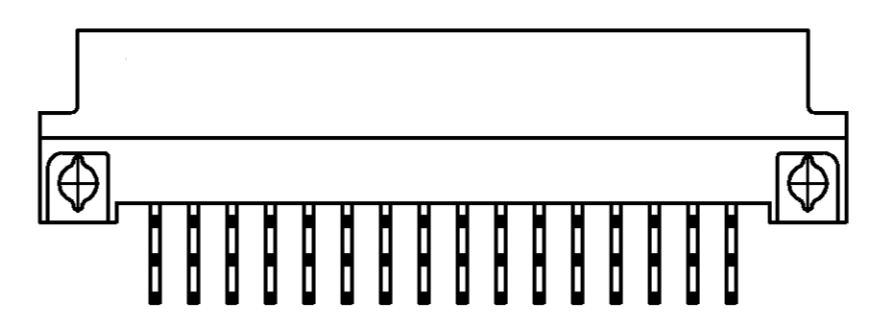
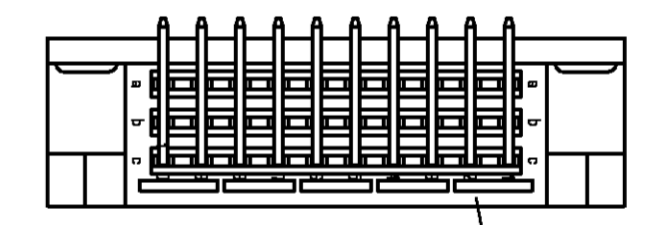
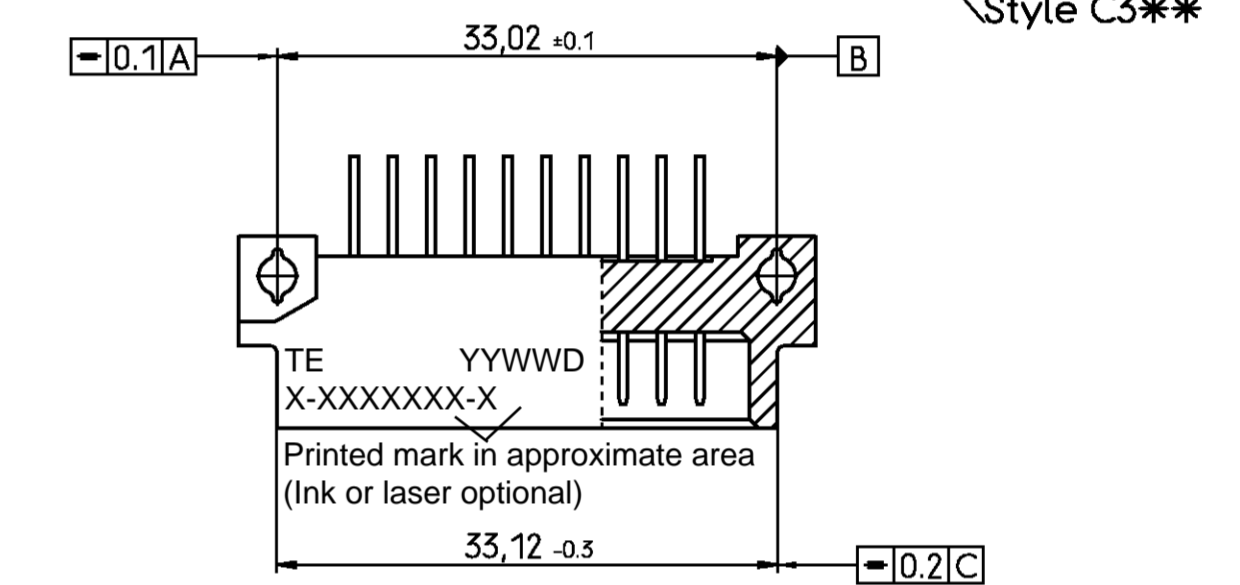
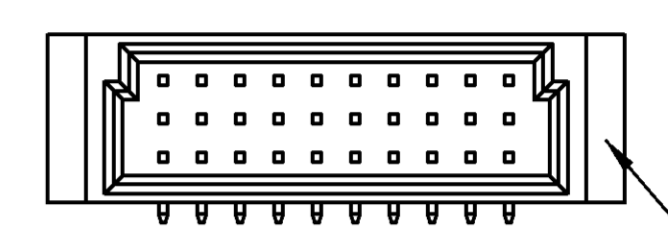
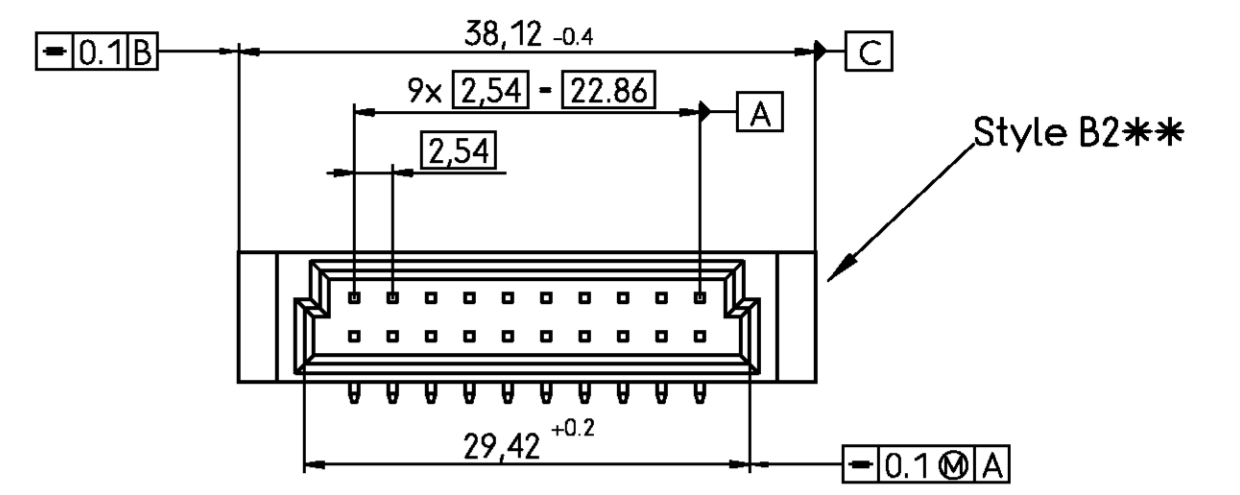
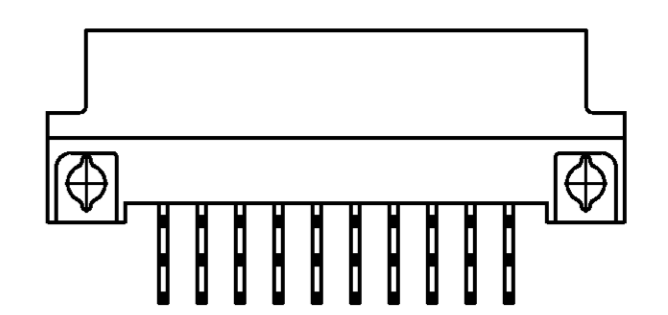


Housing material: PCT 30% glassfilled (UL94V-0)
colour: Black



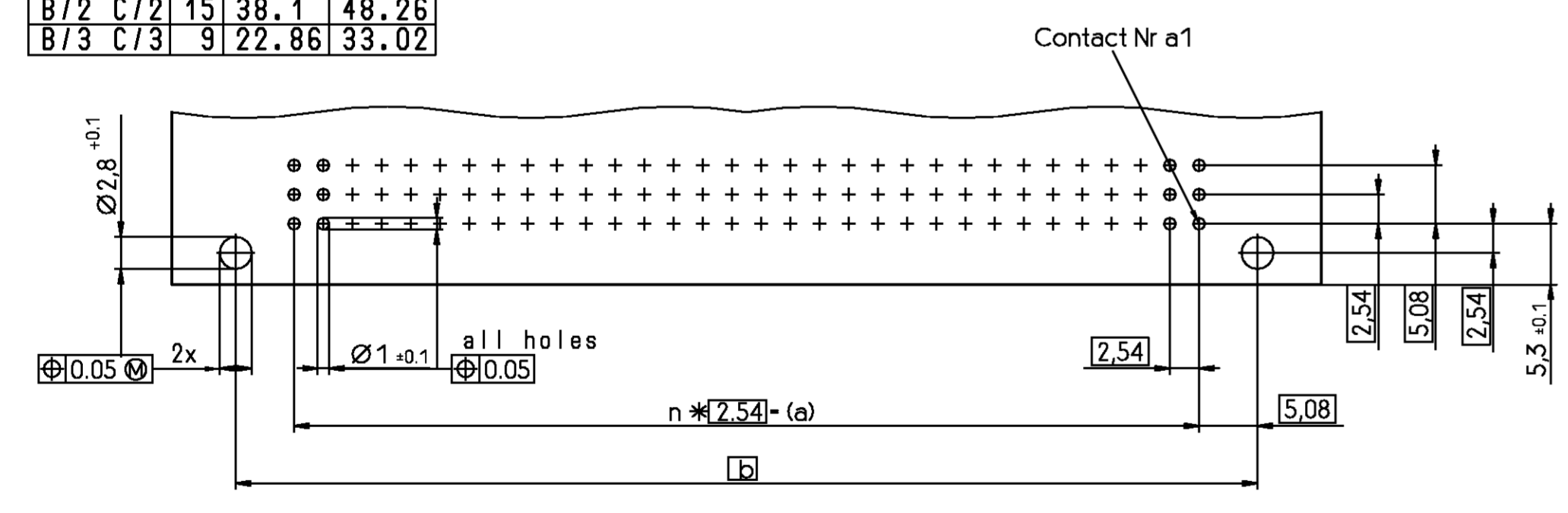
Housing material: PCT 30% glassfilled (UL94V-0)
colour: Black



Housing material: PCT 30% glassfilled (UL94V-0)
colour: Black

Bauform	n	a	b
B	31	78.74	88.9
B/2	15	38.1	48.26
B/3	9	22.86	33.02

Mounting holes in PCB



V42254 - R1*** - +***

code for performance level
code for termination style

Style, no of contacts
and contact assignment
see page 2

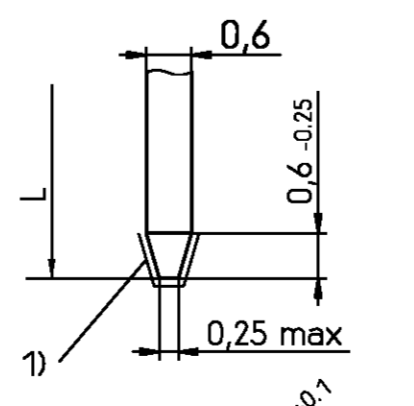
THIS INFORMATION IS CONFIDENTIAL AND PROPRIETARY TO TYCO ELECTRONICS CORPORATION AND ITS WORLDWIDE SUBSIDIARIES AND AFFILIATES. IT MAY NOT BE DISCLOSED TO ANYONE, OTHER THAN TYCO ELECTRONICS CORPORATION, WITHOUT WRITTEN AUTHORIZATION FROM TYCO ELECTRONICS CORPORATION, HARRISBURG, PENNSYLVANIA USA.

Termination Style

L	Code
3 -0.4	00

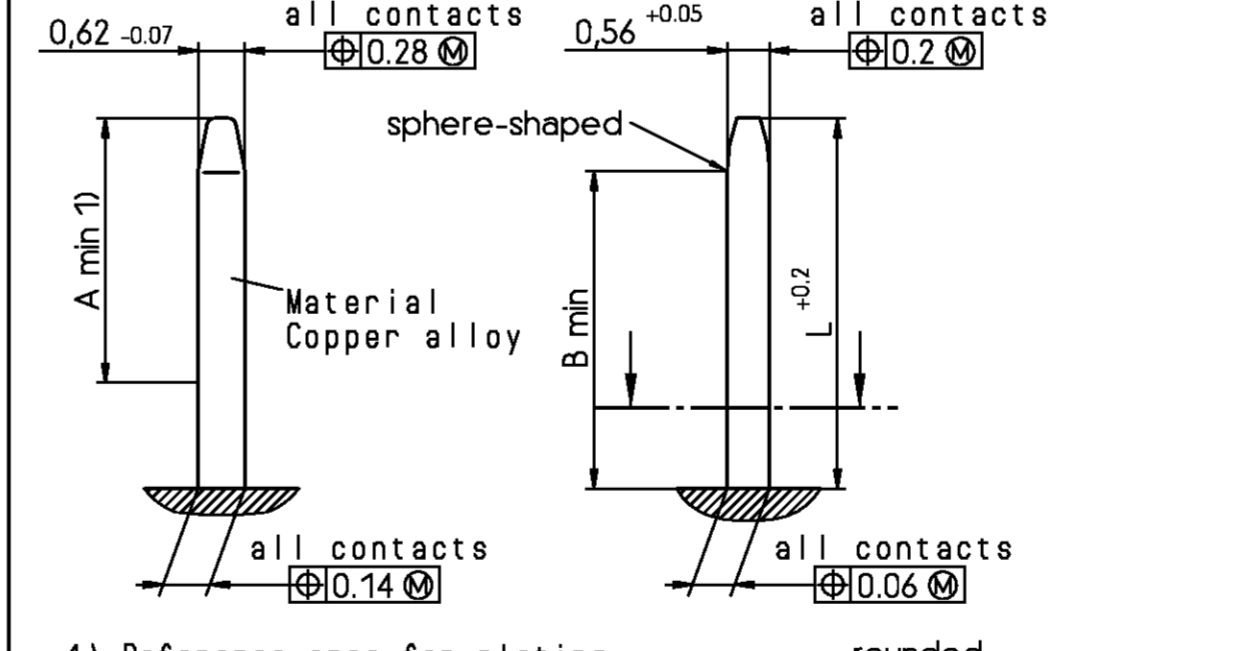
V42254-B1***-C***

Soldering/Wire-Wrap pins



1) Cutting edges not plated
Terminations with galvanic Sn plating

Contact: Dimensions, plating, material, pre-mating



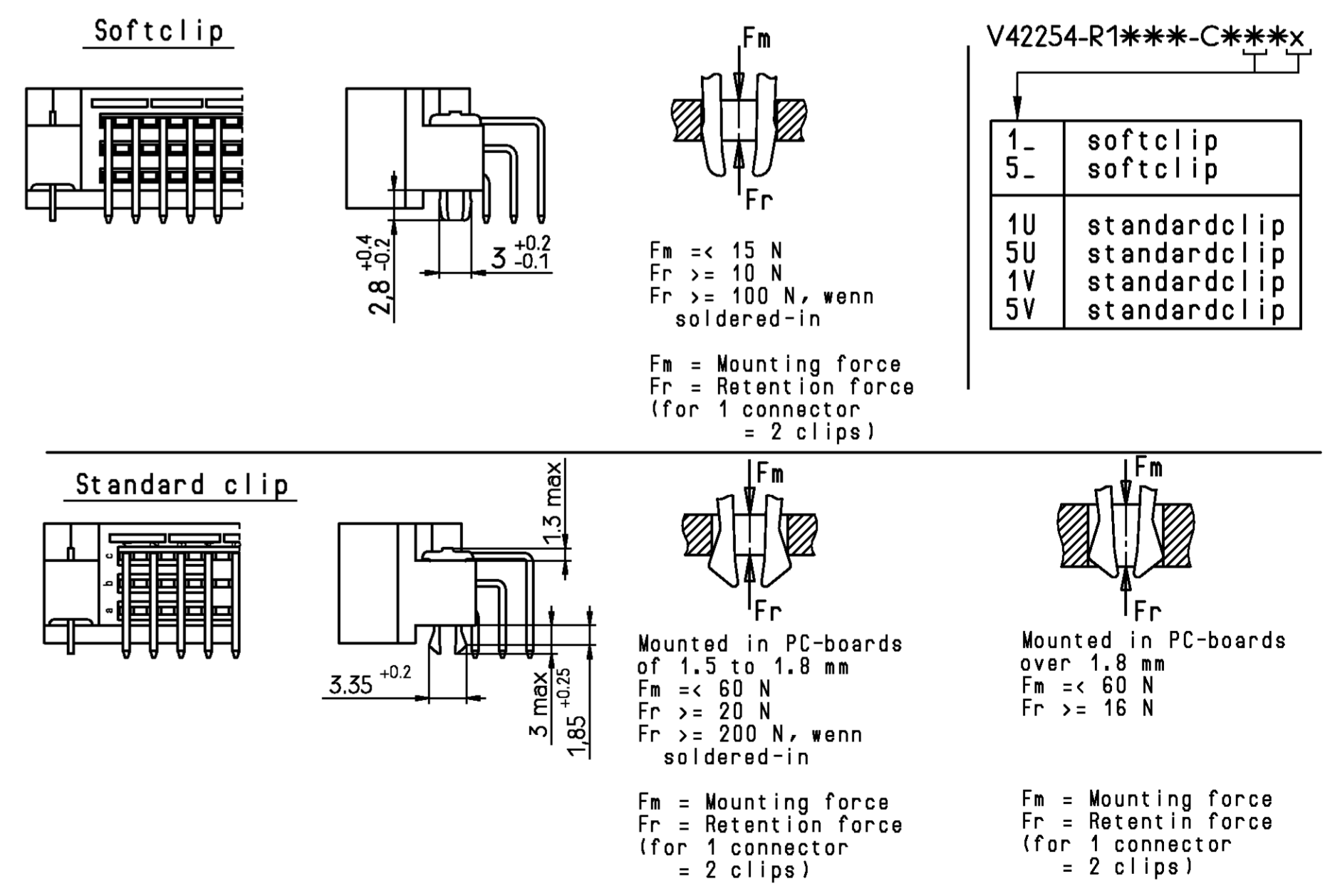
	L	A	B
normal contacts	4.8	3.5	4.2
pre-mating contacts	5.8	4.5	5.2

V42254-B1***-C***

Performance level acc to DIN41612 and IEC603-2	Noble metals	Code
Class I	PdNi + Au or Au	1
	Au	4
Class II	PdNi + Au or Au	2
	Au	5
Class III	PdNi + Au or Au	3

Nickel underlayer
Protection film: HF-grease

Male connector with board locks



		TYCO ELECTRONICS CORPORATION OOSTKAMP - BELGIUM		SCALE: DIMENSIONS IN MM		MATERIAL:		WEIGHT:	
DATE: 1 Aug 02 NAME: Colpaert DEP.: PD&Com		DATE: 18 JAN 2021 RZ 10 MAR 2017 SY 02 JUN 10 MKO		PART NO.: V42254-R1***-C***-7626		Pin Assembly Eurocard High Temperature, Types B and C		SHIT: 1+ CF: 2	
ECO-21-000649 ECO-17-002173 ECR-10-003044		SR10-0177-03 SR10-0424-02		1 Aug 02 BC		TOLERANCE UNLESS SPECIFIED OTHERWISE		Customer Drawing Nr. C 4-1392009-3	

THIS INFORMATION IS CONFIDENTIAL AND PROPRIETARY TO TYCO ELECTRONICS CORPORATION AND ITS WORLDWIDE SUBSIDIARIES AND AFFILIATES. IT MAY NOT BE DISCLOSED TO ANYONE, OTHER THAN TYCO ELECTRONICS PERSONNEL, WITHOUT WRITTEN AUTHORIZATION FROM TYCO ELECTRONICS CORPORATION, HARRISBURG PENNSYLVANIA USA

PROPRIETARY:

Part Number	Part Discription	Style & Number of Positions	Termination posts	Loaded Rows	Standard Pre-Mating 1 mm 1)	Performance Level	Board Locks	
1393649-1	V42254-R1200-C910	C96	right-angle solder leads	every row , every pitch	No	2	Softclip	
4-1392009-3	V42254-R1200-C950U	C96	right-angle solder leads	every row , every pitch	Yes	2	Standardclip	OBSOLETE
4-1392009-4	V42254-R1200-C953U	C96	right-angle solder leads	row a+c , every pitch	Yes	2	Standardclip	
1393649-5	V42254-R1500-C410R	C48	right-angle solder leads	every row , every pitch	No	2	Softclip	OBSOLETE 2)
1393649-6	V42254-R1500-C910R	C96	right-angle solder leads	every row , every pitch	No	2	Softclip	OBSOLETE 2)

- 1) First and last contact of each loaded row is a pre mating (make first / break last) contact.
- 2) Connectors packed in Tape&Reel packaging.

Active part numbers.
Contact Tyco Electronics for other configuration availability

		TYCO ELECTRONICS CORPORATION OOSTKAMP - BELGIUM				SCALE	WEIGHT
		LOC GW		DIMENSIONS IN MM		MATERIAL	
		DATE 1 Aug '02		NAME Colpaert B.		PART NAME	
		DEP. PD&E Com				Pin Assembly Eurocard	
						High Temperature, types B and C	
		TOLERANCE UNLESS SPECIFIED OTHERWISE		PART NO.		SHT. 2-	
A2 SEE SHEET 1				V42254-R1***-C***-*7626		OF 2	
REV.	CHANGE ORDER	DATE	APP.	Customer Drawing Nr. C 4-1392009-3			

单击下面可查看定价，库存，交付和生命周期等信息

[>>TE Connectivity\(泰科\)](#)