

4

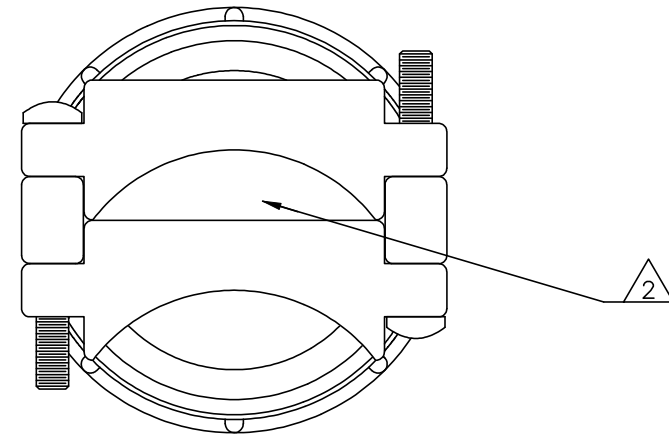
3

2

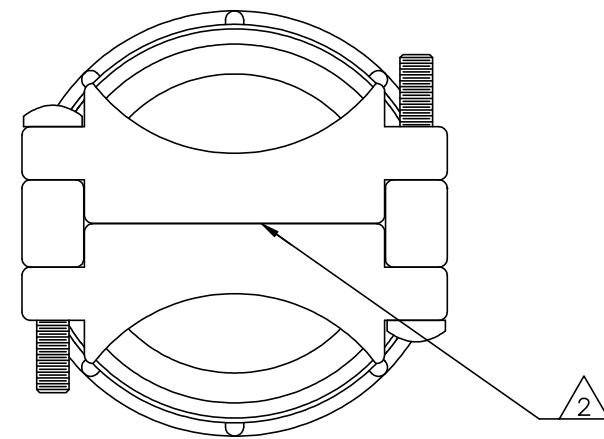
1

THIS DRAWING IS UNPUBLISHED. RELEASED FOR PUBLICATION. ALL RIGHTS RESERVED.

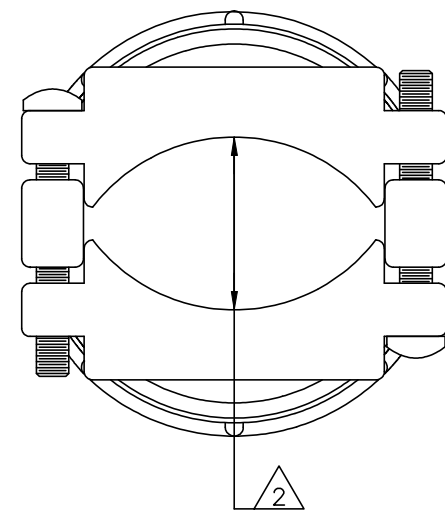
REVISIONS				
P	LTR	DESCRIPTION	DATE	APVD
E	1	REVISED PER ECO-11-004820	11MAR11	RK HMR
F		REVISED PER ECO-19-014983	14OCT2019	RS MZ



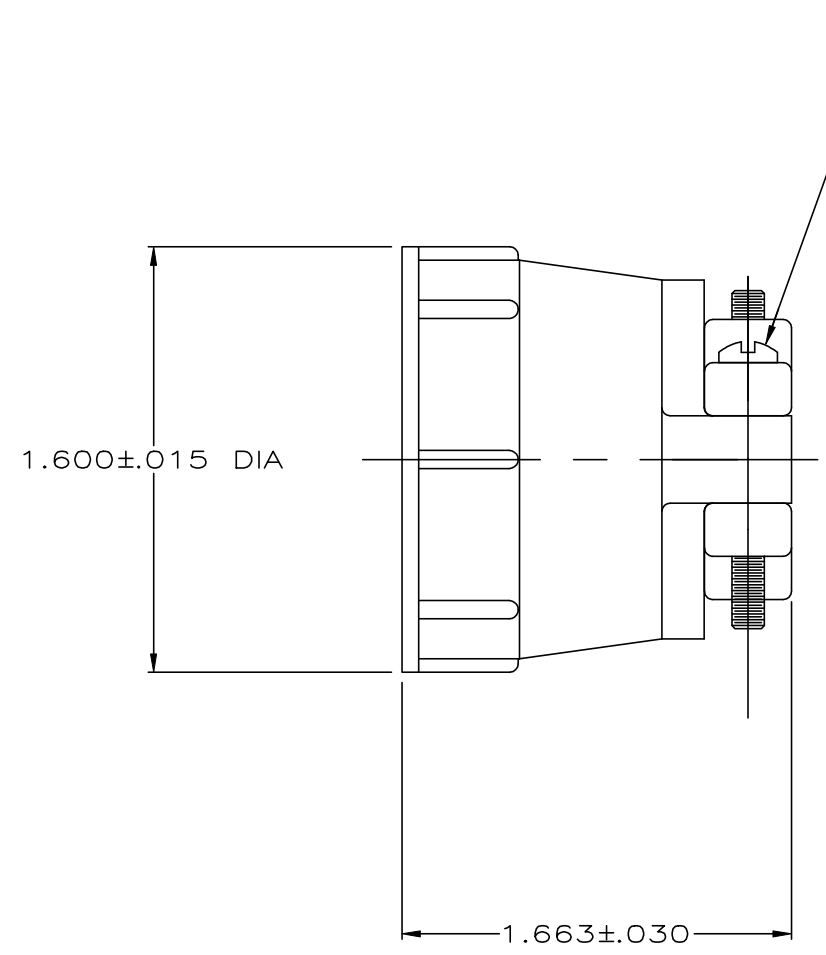
INTERMEDIATE



MINIMUM



MAXIMUM



(2) #5-20 SELF-TAPPING SCREWS,
SOLID OR SLOTTED SHANK.
MATERIAL: ZINC PLATED STEEL
LENGTH: 1.00 ± .008

1 PARTS PACKAGED UNASSEMBLED.

2 CABLE CLAMPING AREA ADJUSTABLE FROM .000 TO .652 SQ IN, MAX CABLE DIA = 1.125 INCHES. TWO CLAMPING INSERTS SUPPLIED WITH ASSEMBLY, CLAMPING SREA DETERMINED BY POSITION OF INSERTS AS SHOWN AT RIGHT.

3 BULK PACKAGED KITS TO BE ORDERED IN MULTIPLES OF 250 ONLY.

4 SCREWS NON-HEXAVALENT CHROMATE COATED.

4	3	BULK	207774-4
4	4	INDIVIDUAL	207774-3
4	3	BULK	207774-2
4	4	INDIVIDUAL	207774-1
PACKAGING			PART NUMBER

DIMENSIONS:		TOLERANCES UNLESS OTHERWISE SPECIFIED:		DWN		4-3-91	
INCHES		0 PLC	± -	A.STAUB BG		7-23-92	
		1 PLC	± -	CHK W.G.LENKER		-	
MATERIAL		2 PLC	± -	APVD		NAME	
THERMOPLASTIC		3 PLC	± -	-		CABLE CLAMP KIT, SELF CENTERING, SHELL SIZE 23, CPC	
FINISH		4 PLC	± -	PRODUCT SPEC		SIZE	
-		ANGLES	± -	108-10024		CAGE CODE	
				APPLICATION SPEC		DRAWING NO	
				-		A2 00779 C=207774	
				WEIGHT		RESTRICTED TO	
				-		-	
				CUSTOMER DRAWING		SCALE 2:1 SHEET 1 of 1 REV F	

207774

A

单击下面可查看定价，库存，交付和生命周期等信息

[>>TE Connectivity\(泰科\)](#)