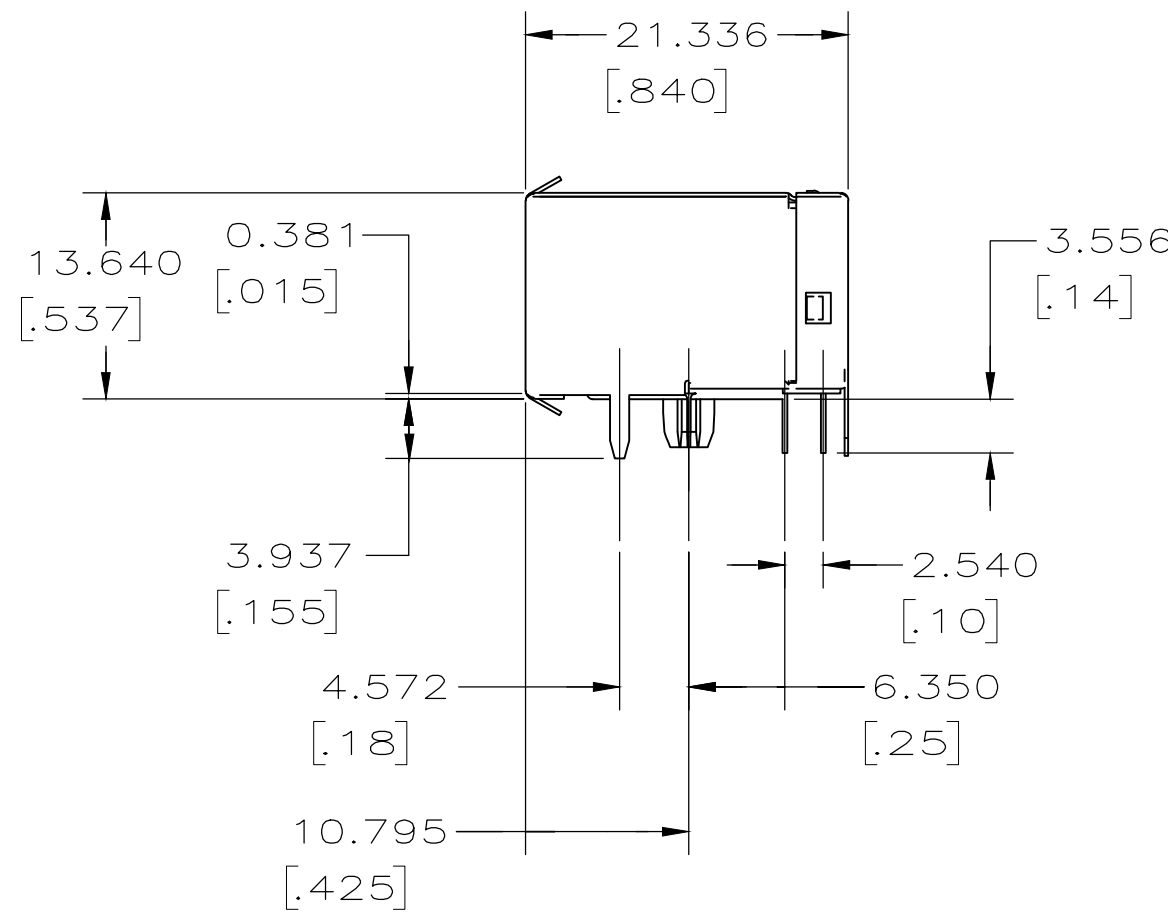
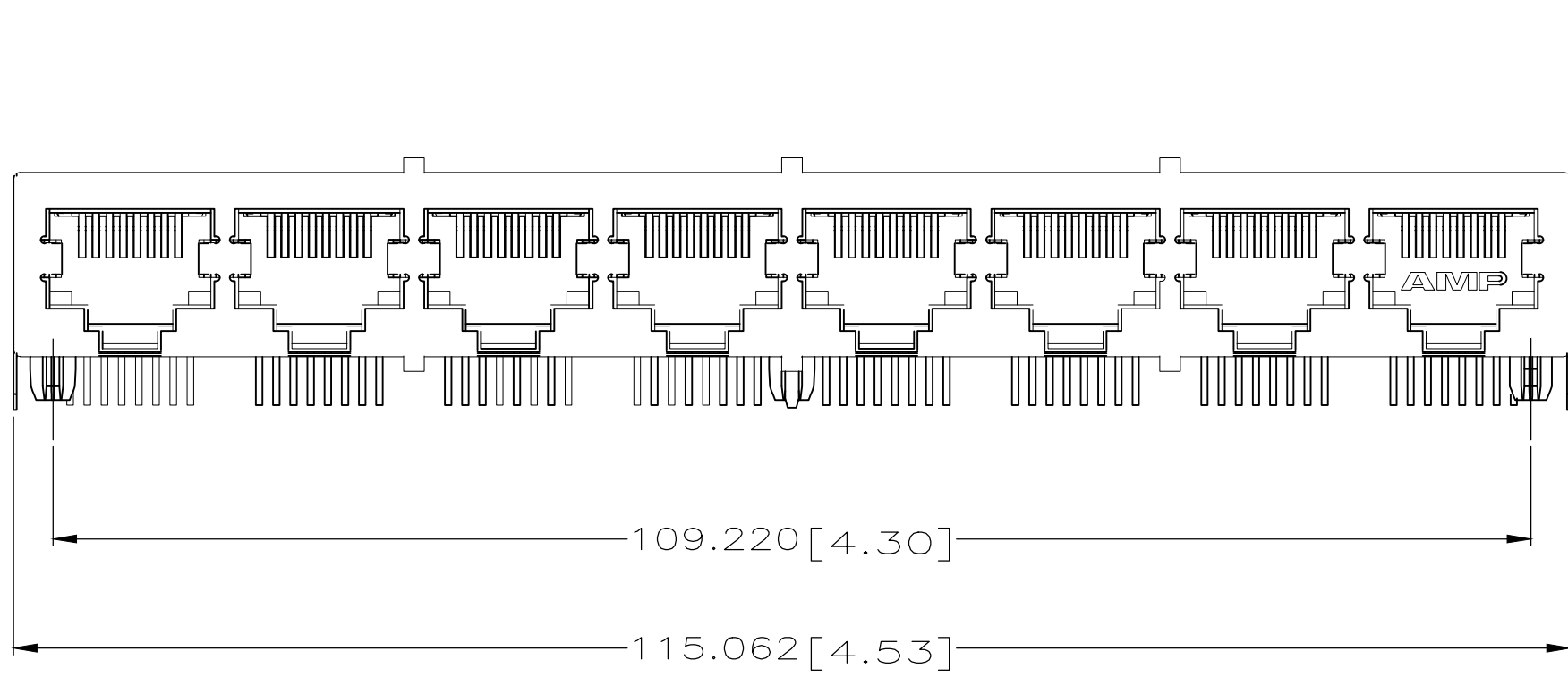
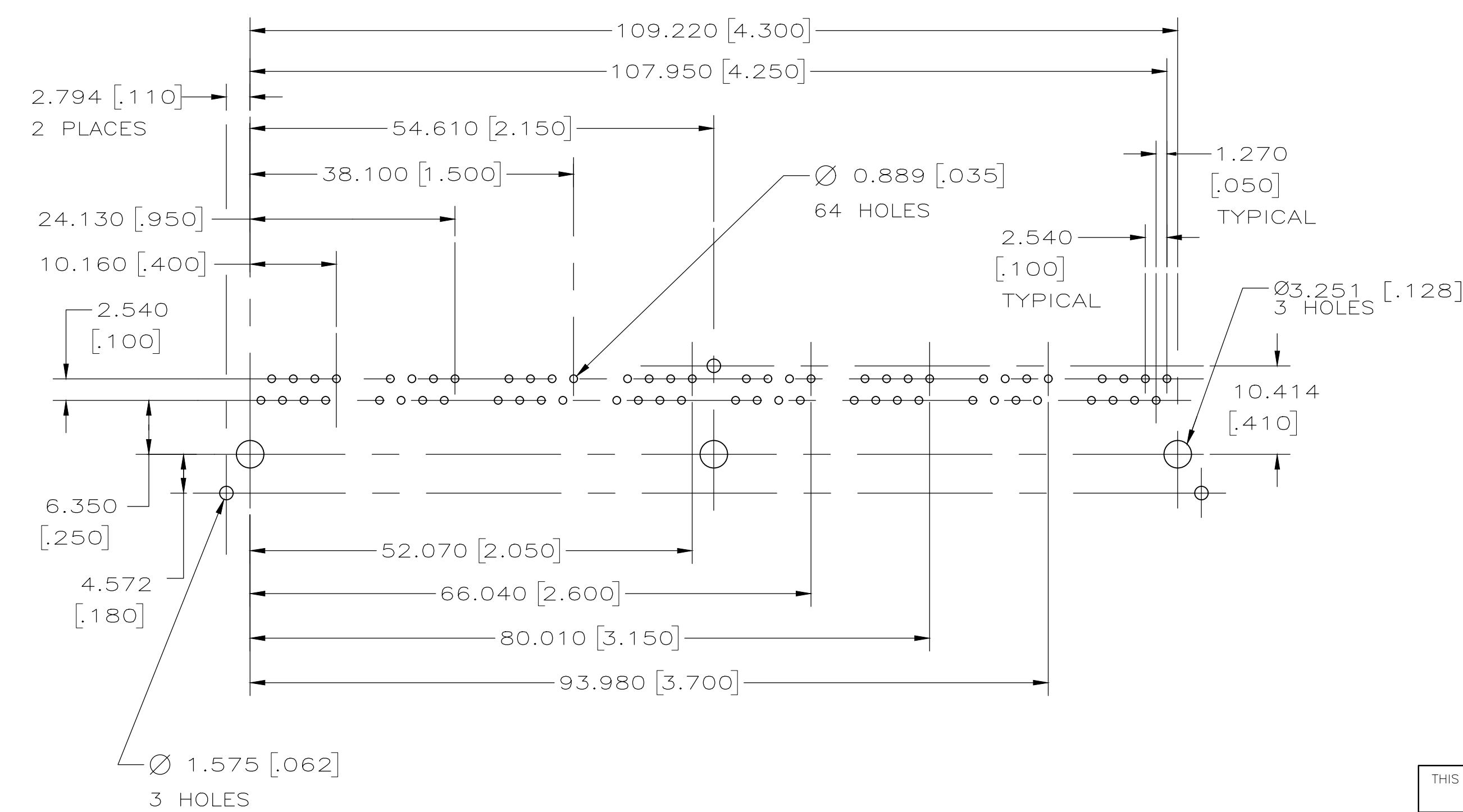


REVISIONS					
P	LTR	DESCRIPTION	DATE	DWN	APVD
	A2	ECO-20-011267	10AUG2020	RR	SH



- 1. MATERIAL: HOUSING-PCT POLYESTER, BLACK, IR COMPATIBLE, UL 94V-0.
TERMINALS-0.33[.013] THICK PHOS BRONZE PLATED WITH 1.27um [.000050] MINIMUM HARD GOLD IN LOCALIZED AREA AND 3.81um [.000150] MINIMUM MATTE TIN SOLDER AREA OVER 1.27um [.000050] MINIMUM NICKEL UNDERPLATE.
SHIELDS - 0.254 [.010] THICK COPPER ALLOY PLATED WITH 1.27 um [.000050] MINIMUM NICKEL AND 2.03 um [.000080] MINIMUM HOT TIN DIP ON PCB GROUND TABS.
- 2. JACK CAVITY CONFORMS TO FCC RULES AND REGULATIONS, PART 68 SUBPART F.
- 3. ALL DIMENSIONS ARE NOMINAL UNLESS OTHERWISE SPECIFIED.
- 4. CAUTION: CATEGORY 5 & CAT 5e JACK SOLDER TAIL POSITIONS DO NOT FOLLOW SAME NUMBER SEQUENCE AS THAT OF THE TRADITIONAL JACKS.



SUGGESTED PC BOARD LAYOUT
COMPONENT SIDE
SEE APPLICATION SPECIFICATION

5558526-1
PART NO.

THIS DRAWING IS A CONTROLLED DOCUMENT.		DWN R.GRZYBOWSKI 09NOV05	STE TE Connectivity	
DIMENSIONS: mm [INCHES]		CHK J.WESTMAN 09NOV05		
TOLERANCES UNLESS OTHERWISE SPECIFIED:		APVD S.FLICKINGER 09NOV05	NAME	
0 PLC ± -		PRODUCT SPEC 108-1392	MODULAR JACK ASSEMBLY, 8 PORT, 8 POSITION, RIGHT ANGLE, CATEGORY 5e	
1 PLC ± -		APPLICATION SPEC 114-2048	SIZE	CAGE CODE
2 PLC ± 0.254[.01]		WEIGHT 0.000000	A2	00779
3 PLC ± 0.127[.005]		CUSTOMER DRAWING	DRAWING NO C=5558526	
4 PLC ± -		SCALE 2:1	SHEET 1 of 1	REV A2
ANGLES ± -		RESTRICTED TO		
FINISH				

单击下面可查看定价，库存，交付和生命周期等信息

[>>TE Connectivity\(泰科\)](#)