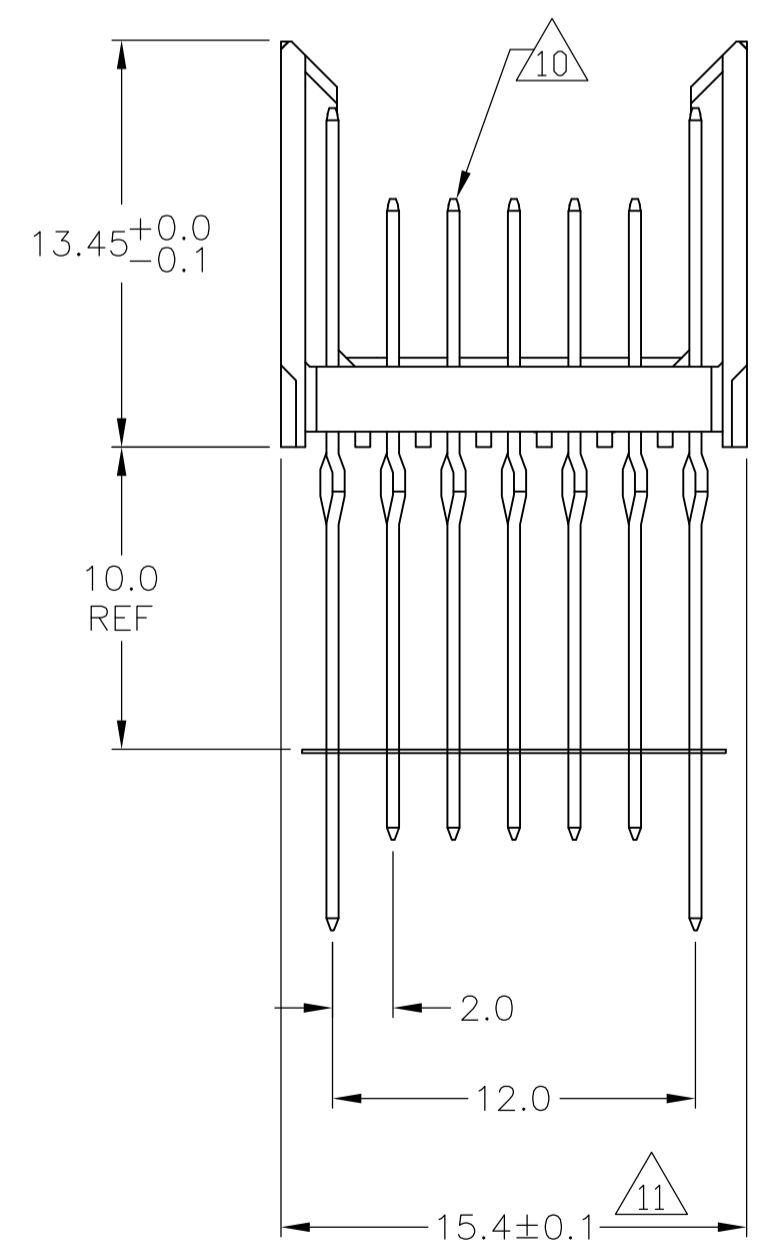
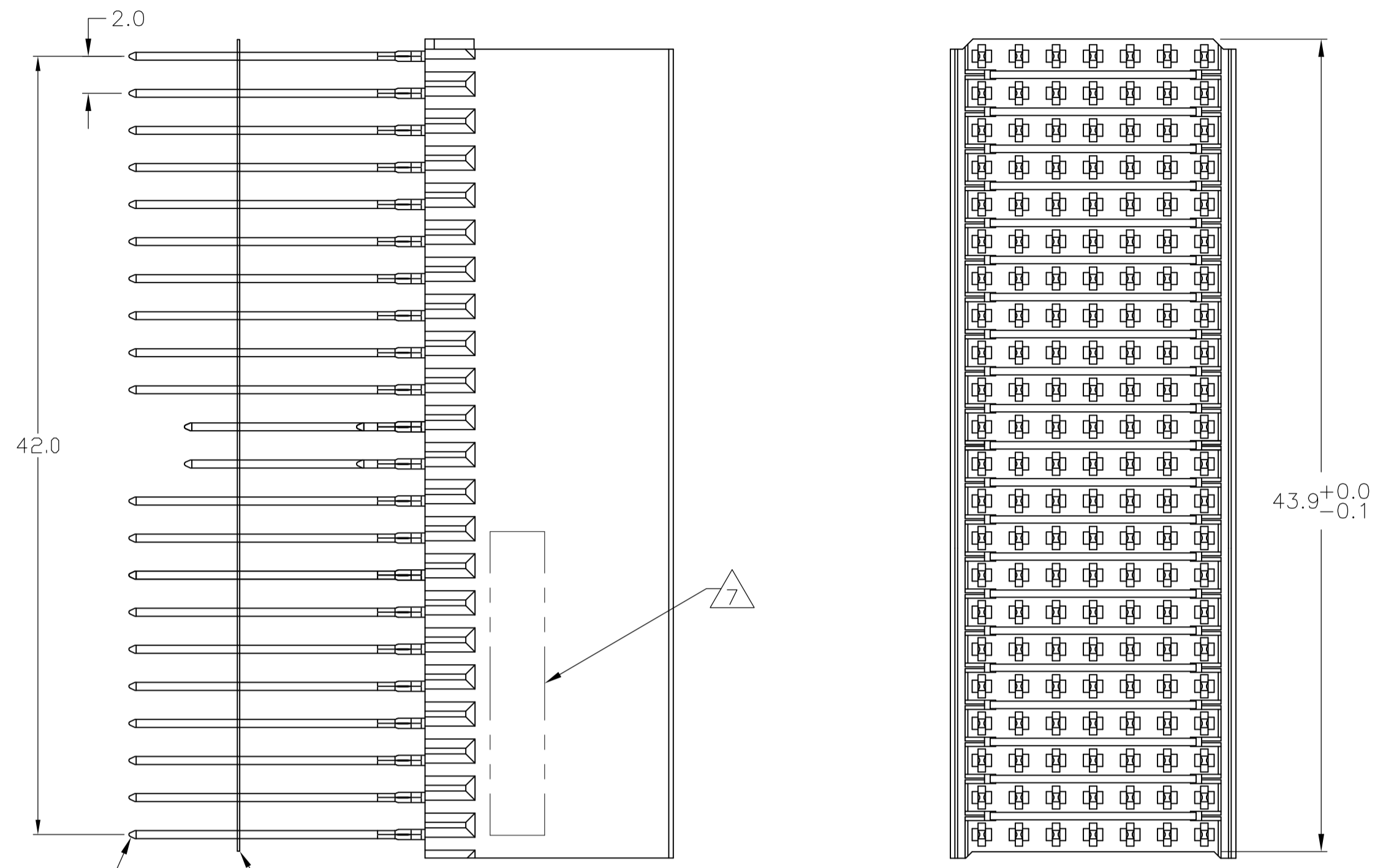
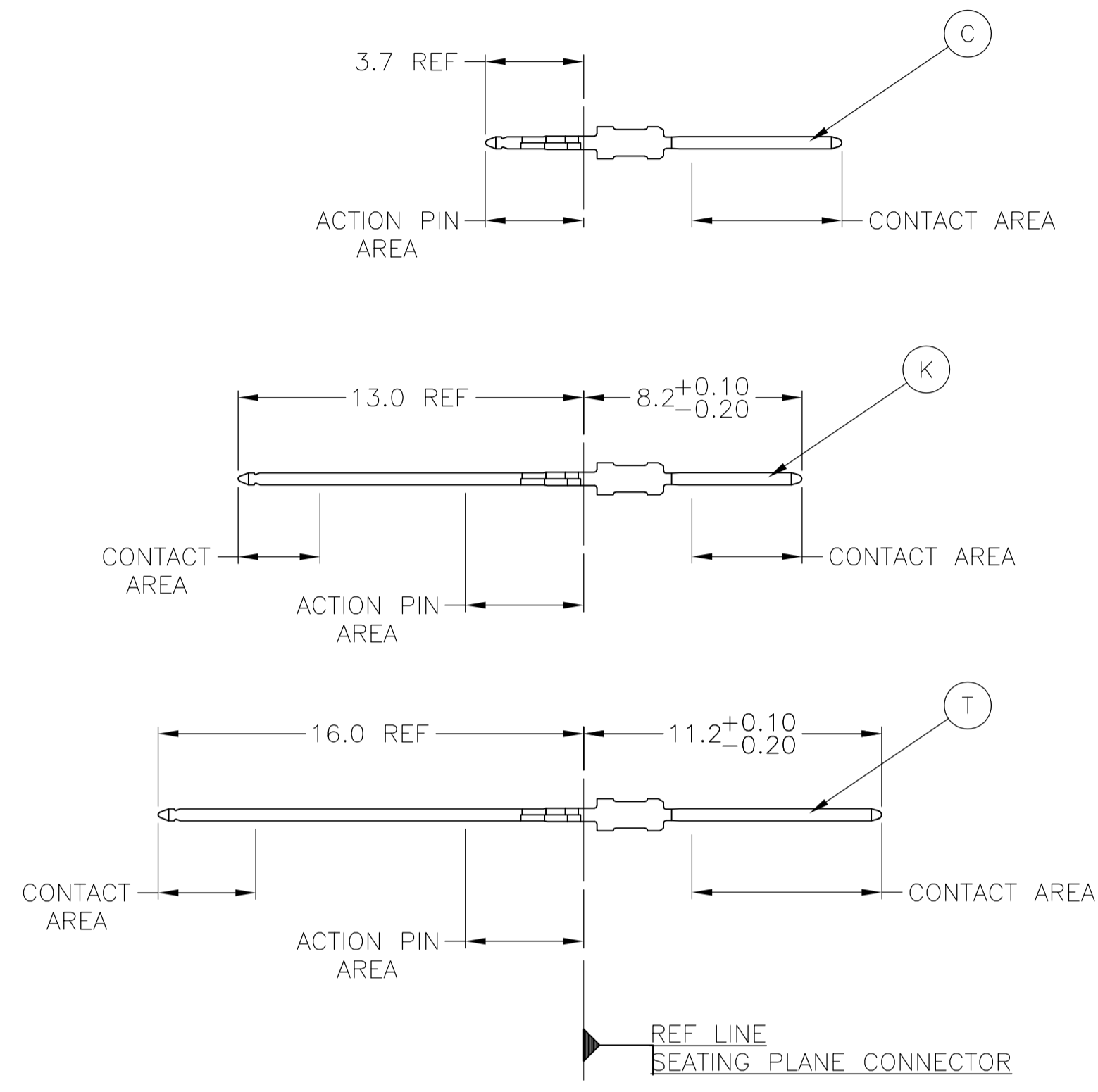


LOC		DIST		REVISIONS			
AD	00	REV	DATE	BY	CHK	APPV	
A1		REVISED PER ECR-10-000662	18JAN2010	JY		SY	
B		ECR-10-019054	15SEP10	DP		MQW	

CONNECTOR ASSEMBLY EXAMPLARY LOADED $\Delta 9$




CONTACT DIMENSIONS SCALE 5:1



CONTACT LAYOUT

	z	a	b	c	d	e	f
1	T	K	K	K	K	K	T
2	T	K	K	K	K	K	T
3	T	K	K	K	K	K	T
4	T	K	K	K	K	K	T
5	T	K	K	K	K	K	T
6	T	K	K	K	K	K	T
7	T	K	K	K	K	K	T
8	T	K	K	K	K	K	T
9	T	K	K	K	K	K	T
10	T	K	K	K	K	K	T
11	C	K	K	K	K	K	C
12	C	K	K	K	K	K	C
13	T	K	K	K	K	K	T
14	T	K	K	K	K	K	T
15	T	K	K	K	K	K	T
16	T	K	K	K	K	K	T
17	T	K	K	K	K	K	T
18	T	K	K	K	K	K	T
19	T	K	K	K	K	K	T
20	T	K	K	K	K	K	T
21	T	K	K	K	K	K	T
22	T	K	K	K	K	K	T

RECOMMENDED PCB-HOLE LAYOUT COMPONENT SIDE SHOWN



PLATED THRU HOLES PARAMETERS REFERENCE APPLICATION SPECIFICATION

$\Delta 2$	$\Delta 3$	$\Delta 13$	3-1645179-0
$\Delta 2$	$\Delta 6$	$\Delta 12$	1-1645179-9
$\Delta 2$	$\Delta 5$	$\Delta 12$	1645179-9
$\Delta 2$	$\Delta 4$		1645179-4
$\Delta 2$	$\Delta 3$		1645179-1
FINISH			PART NUMBER

THIS DRAWING IS A CONTROLLED DOCUMENT.

DIMENSIONS: mm	TOLERANCES UNLESS OTHERWISE SPECIFIED:	DIN B CARBO 19MAY05	19MAY05	Tyco Electronics Corporation Harrisburg, Pa 17105-3608
0-PLC ±	1-PLC ±0.1	CHK G SKIPPER	19MAY05	NAME MALE ASSEMBLY, Z-PACK 2mm HM, TYPE B
2-PLC ±	3-PLC ±	APPV G SKIPPER	19MAY05	PRODUCT SPEC 108-19082
4-PLC ±	ANGLES ±	APPLICATION SPEC 114-19029	SIZE A1	CAGE CODE 00779
MATERIAL 1	FINISH SEE TABLE	WEIGHT	DRAWING NO. 1645179	RESTRICTED TO
CUSTOMER DRAWING			SCALE 4:1	SHEET 1 OF 2

LOC		DIST		REVISIONS				
P	LTR	DESCRIPTION	DATE	DN	APVD			
AD	00	SEE SHEET 1						

- 1 MATERIAL:
CONTACT: PHOSPHOR BRONZE.
HOUSING: GLASS-FILLED POLYESTER.
- 2 GENERAL PLATING SPECIFICATION: UNDERPLATING
(ENTIRE CONTACT): 1.27µm MIN NICKEL AND ACTION
PIN: 0.5µm MIN TIN/LEAD.
FOR PLATING OF MATING SURFACES SEE APPLICABLE
SPECIFICATION REFERENCE FOR EACH DASH NUMBER.
- 3 CONFORMS TO ALL TESTING ACCORDING TO IEC 61076-4-101
PERFORMANCE LEVEL 2.
- 4 CONFORMS TO ALL TESTING ACCORDING TO IEC 61076-4-101
PERFORMANCE LEVEL 1.
- 5 CONNECTOR TESTED AND QUALIFIED AGAINST TELCORDIA GR-1217-CORE QUALITY LEVEL 3,
CENTRAL OFFICE APPLICATIONS.
- 6 CONNECTOR TESTED AND QUALIFIED AGAINST TELCORDIA GR-1217-CORE QUALITY LEVEL 3,
UNCONTROLLED ENVIROMENT APPLICATIONS.
- 7 CONNECTOR MARKED WITH PART NUMBER AND DATE CODE.
ADDITIONAL CHARACTERS OR MARKINGS, AS WELL AS THE LOCATION OF THE MARKINGS,
MAY BE ADDED FOR TRACEABILITY BASED UPON MANUFACTURERS DISCRETION.
- 8 PLATED-THROUGH HOLES AT 2x2mm SQUARE GRID
PATTERN DEFINED BY CONTACT LAYOUT.
- 9 FOR ACTUAL PIN LOADING SEE "CONTACT LAYOUT".
- 10 FOR ACTUAL PIN DIMENSIONS SEE "CONTACT DIMENSIONS".
- 11 TO BE MEASURED AT BOTTOM OF SHROUD.
- 12 CONNECTOR LUBRICATED WITH BELCORE APPROVED LUBRICANT,
TECHNICAL REFERENCE: TR-NWT-001217 ISSUE 1, SEP 1992.
- 13 0.76µm MIN GOLD PLATING AT MATING SURFACES.

THIS DRAWING IS A CONTROLLED DOCUMENT.		DIN B CARBO 19MAY05		Tyco Electronics Corporation Harrisburg, Pa 17105-3608	
DIMENSIONS: mm		TOLERANCES UNLESS OTHERWISE SPECIFIED: 0-PLG ± 1-PLG ±0.1 2-PLG ± 3-PLG ± 4-PLG ± ANGLES ±		APVD G SKIPPER 19MAY05	
		PRODUCT SPEC 108-19082		NAME MALE ASSEMBLY, Z-PACK 2mm HM, TYPE B	
MATERIAL SEE SHEET 1		FINISH SEE SHEET 1		APPLICATION SPEC 114-19029	
		WEIGHT -		SIZE A1	
		CUSTOMER DRAWING		SCALE 4:1 SHEET 2 OF 2 REV B	

单击下面可查看定价，库存，交付和生命周期等信息

[>>TE Connectivity\(泰科\)](#)